

(516/517)

DATA FILE
LIBRARY
FEDERAL RESERVE BANK
OF CHICAGO

LIBRARY
SEP 5 1985
FEDERAL RESERVE
BANK OF CHICAGO

Selected Interest & Exchange Rates

Weekly Series of Charts

September 3, 1985

Prepared by the
FINANCIAL MARKETS
SECTION

DIVISION OF
INTERNATIONAL FINANCE

BOARD OF GOVERNORS
FEDERAL RESERVE SYSTEM
Washington, D.C. 20551

Table of Contents

TABLES

1. LATEST FIGURES PLOTTED
2. DAILY CERTIFIED SPOT EXCHANGE RATES-- H.10 RELEASE

CHARTS

1. SPOT EXCHANGE RATE INDICES
2. 3-MONTH FORWARD EXCHANGE RATES
3. GOLD PRICE--LONDON
4. CALL MONEY RATES
5. 3-MONTH INTEREST RATES
6. EURO-DOLLAR DEPOSIT RATES
7. SELECTED EURO-DOLLAR AND U.S. MONEY MARKET RATES
8. INTEREST ARBITRAGE: 3-MONTH FUNDS
9. LONG-TERM GOVERNMENT BOND YIELDS
10. INDUSTRIAL STOCK INDICES

SUBSCRIPTION RATES:

Weekly \$15.00 per year or \$.40 each in the United States, its possessions, Canada, and Mexico; 10 or more of the same issue to one address, \$13.50 per year or \$.35 each. Elsewhere, \$20.00 per year or \$.50 each. Address requests to Publications Services, Division of Administrative Services, and make payment remittance payable to the order of the Board of Governors of the Federal Reserve System in a form collectible at par in U.S. Currency.

CHART 1

SPOT EXCHANGE INDICES

DOLLAR PRICES OF FOREIGN CURRENCIES AND WEIGHTED AVERAGE VALUES (THIN LINE)
AVERAGES FOR WEEK ENDING WEDNESDAY

RATIO SCALE
MARCH 1973=100

RATIO SCALE
MARCH 1973=100

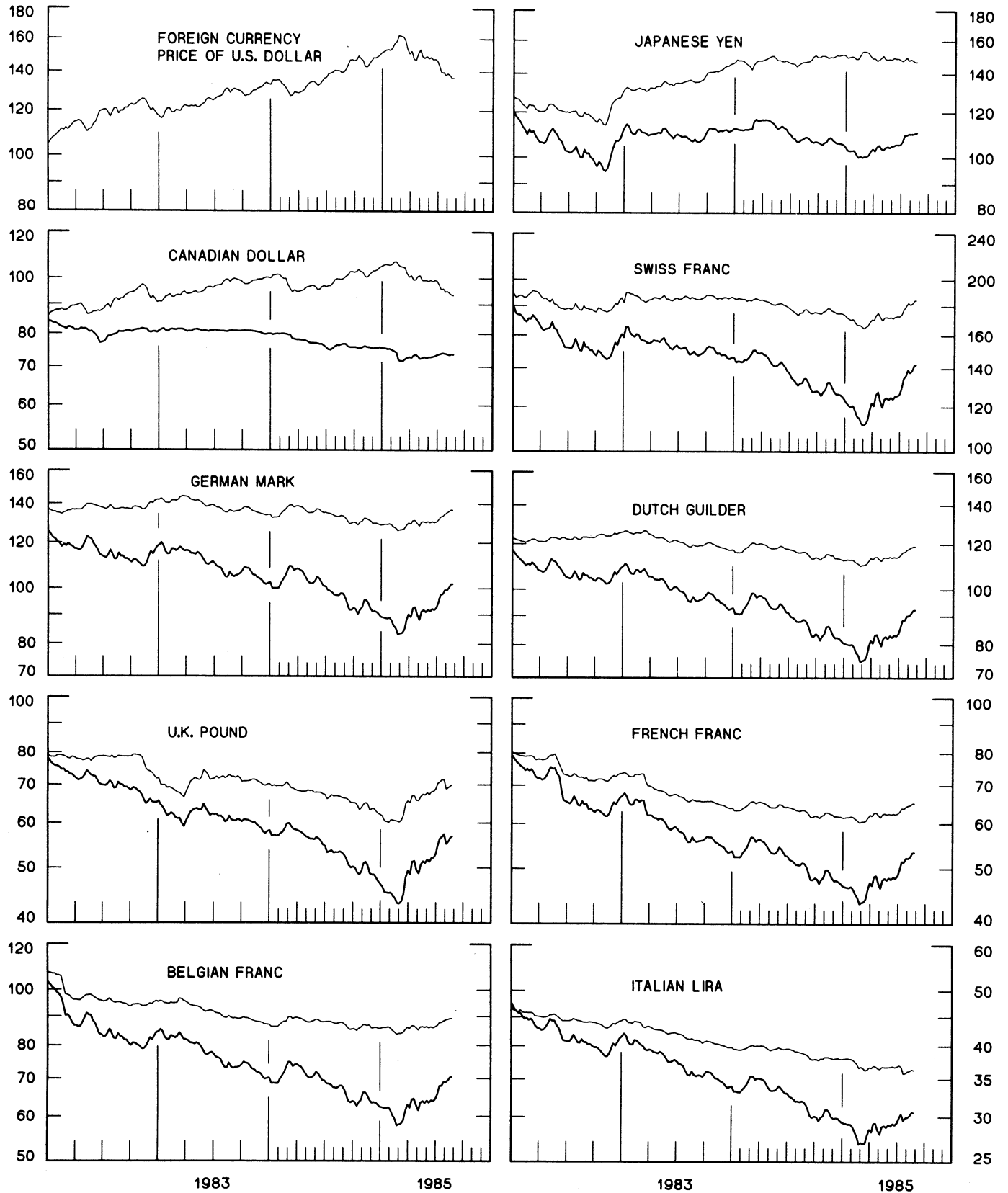


CHART 2
3-MONTH FORWARD EXCHANGE RATES

PREMIUM (+) OR (-)
AVERAGES FOR WEEK ENDING WEDNESDAY

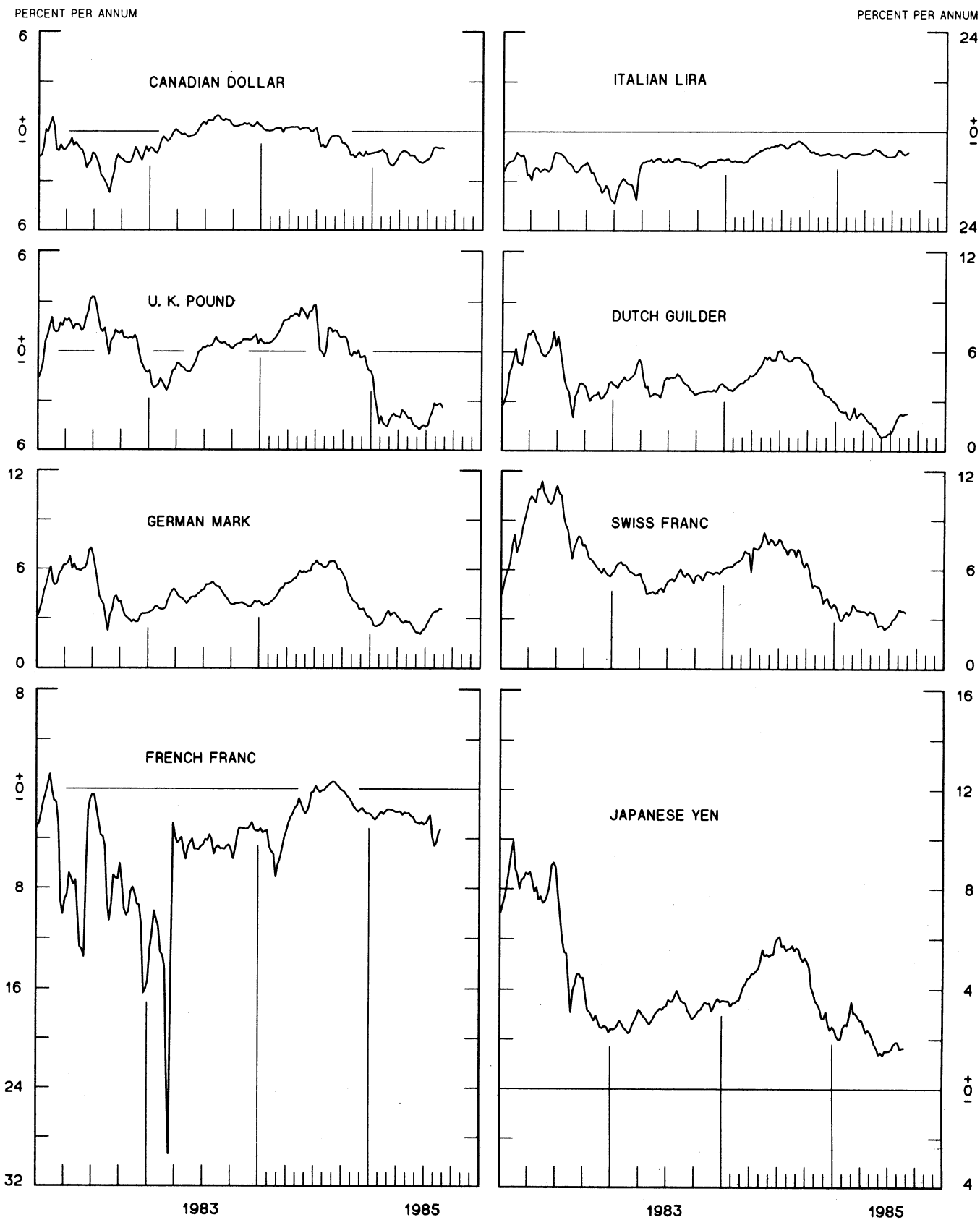


CHART 3
PRICE OF GOLD IN LONDON
AVERAGES FOR WEEK ENDING WEDNESDAY

U.S. DOLLARS PER FINE OUNCE

U.S. DOLLARS PER FINE OUNCE

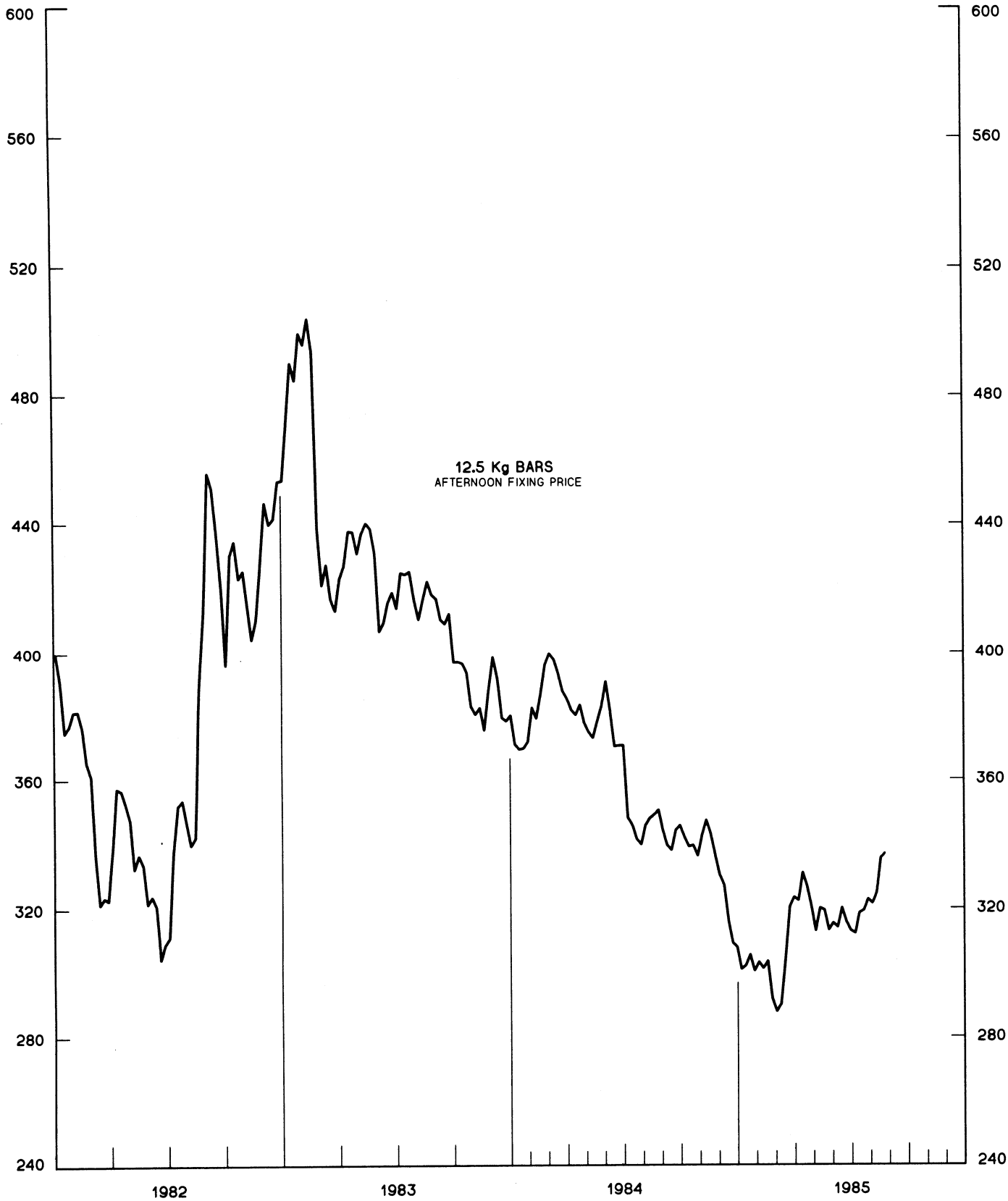
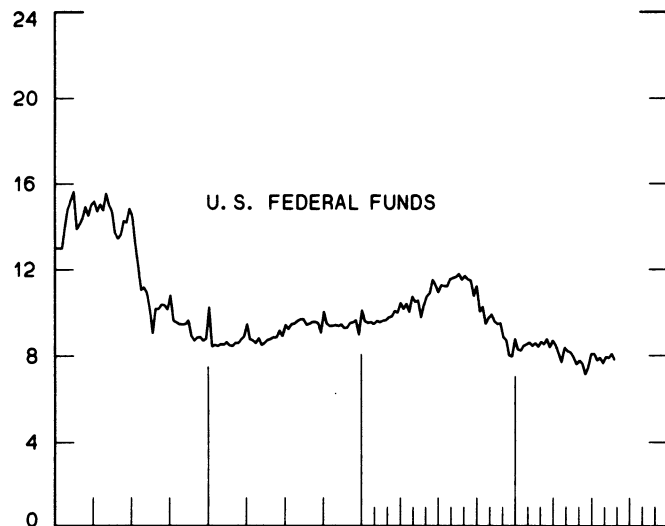
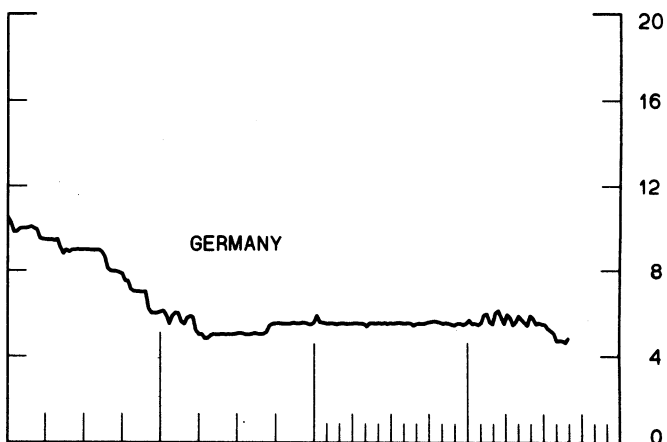
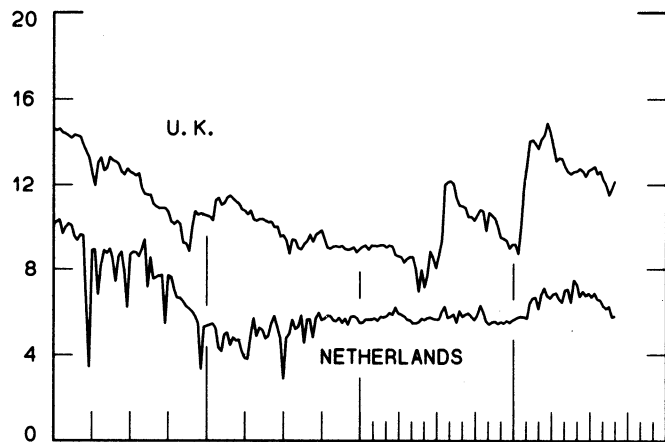
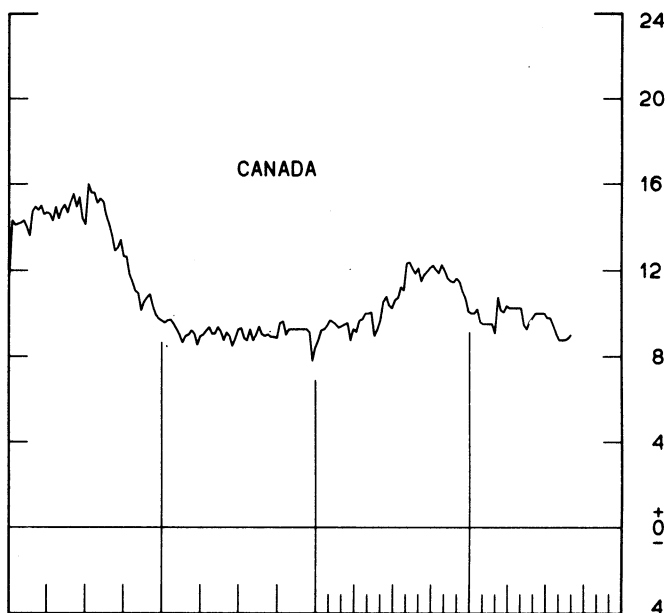
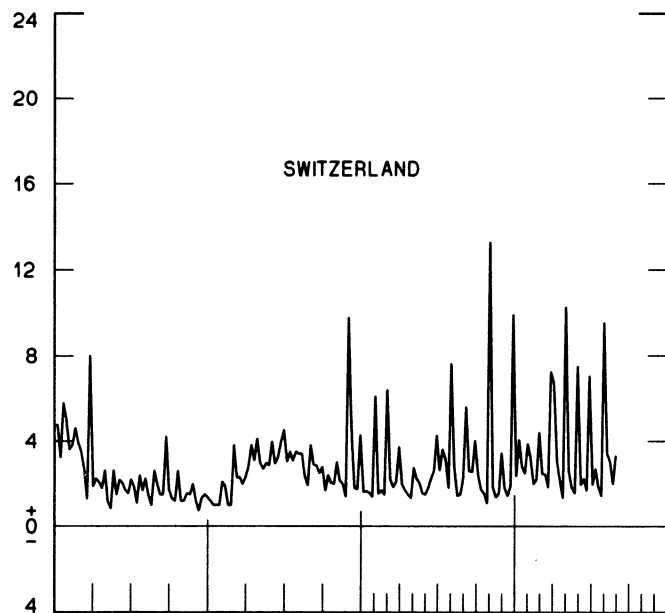
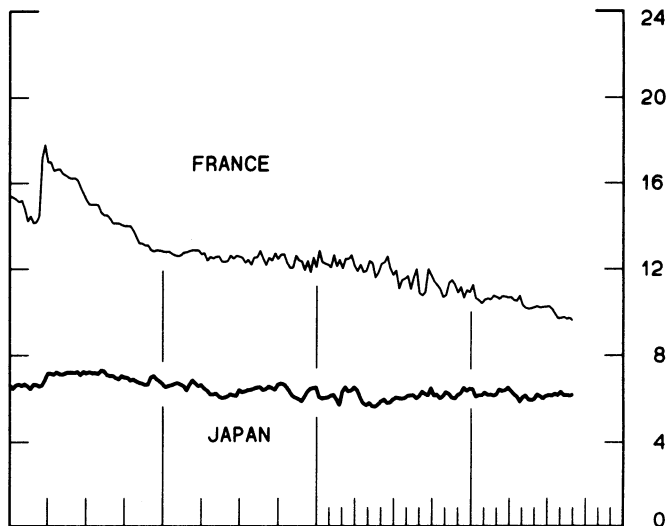


CHART 4
CALL MONEY RATES
 WEEKLY SERIES

PERCENT PER ANNUM



PERCENT PER ANNUM



1983

1985

1983

1985

CHART 5
3-MONTH INTEREST RATES
 WEEKLY SERIES

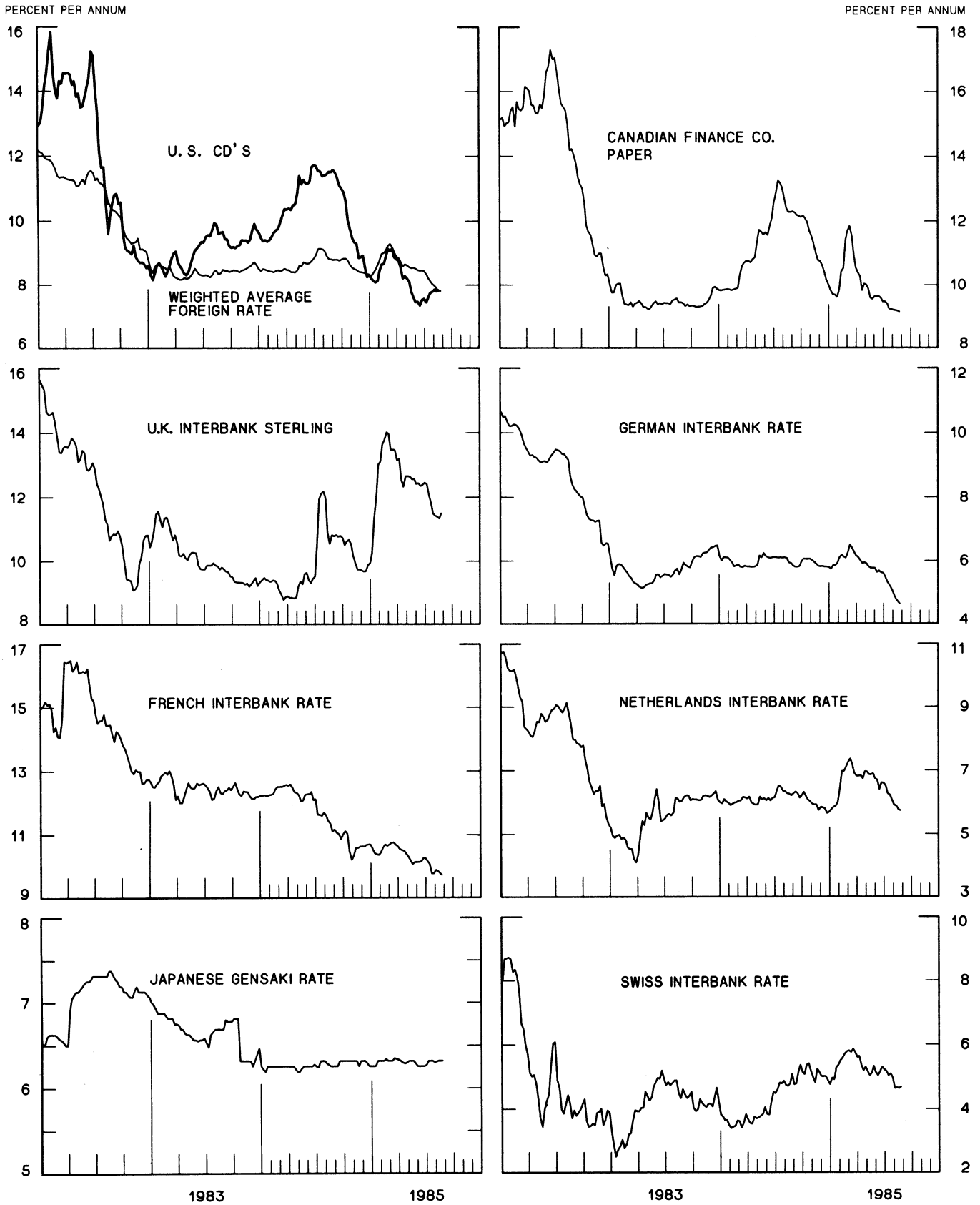


CHART 6
EURO-DOLLAR DEPOSIT RATES LONDON
AVERAGES FOR WEEK ENDING WEDNESDAY

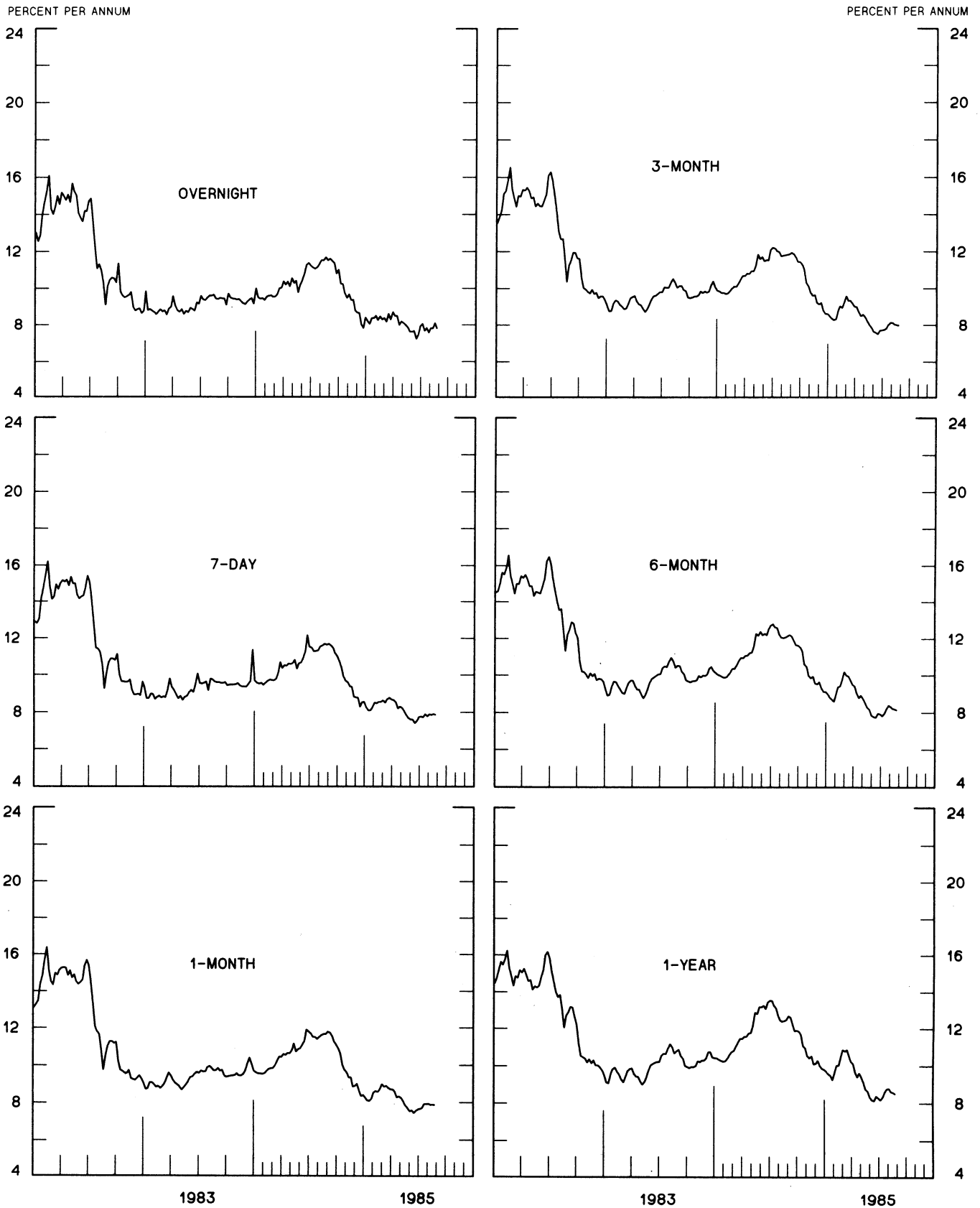
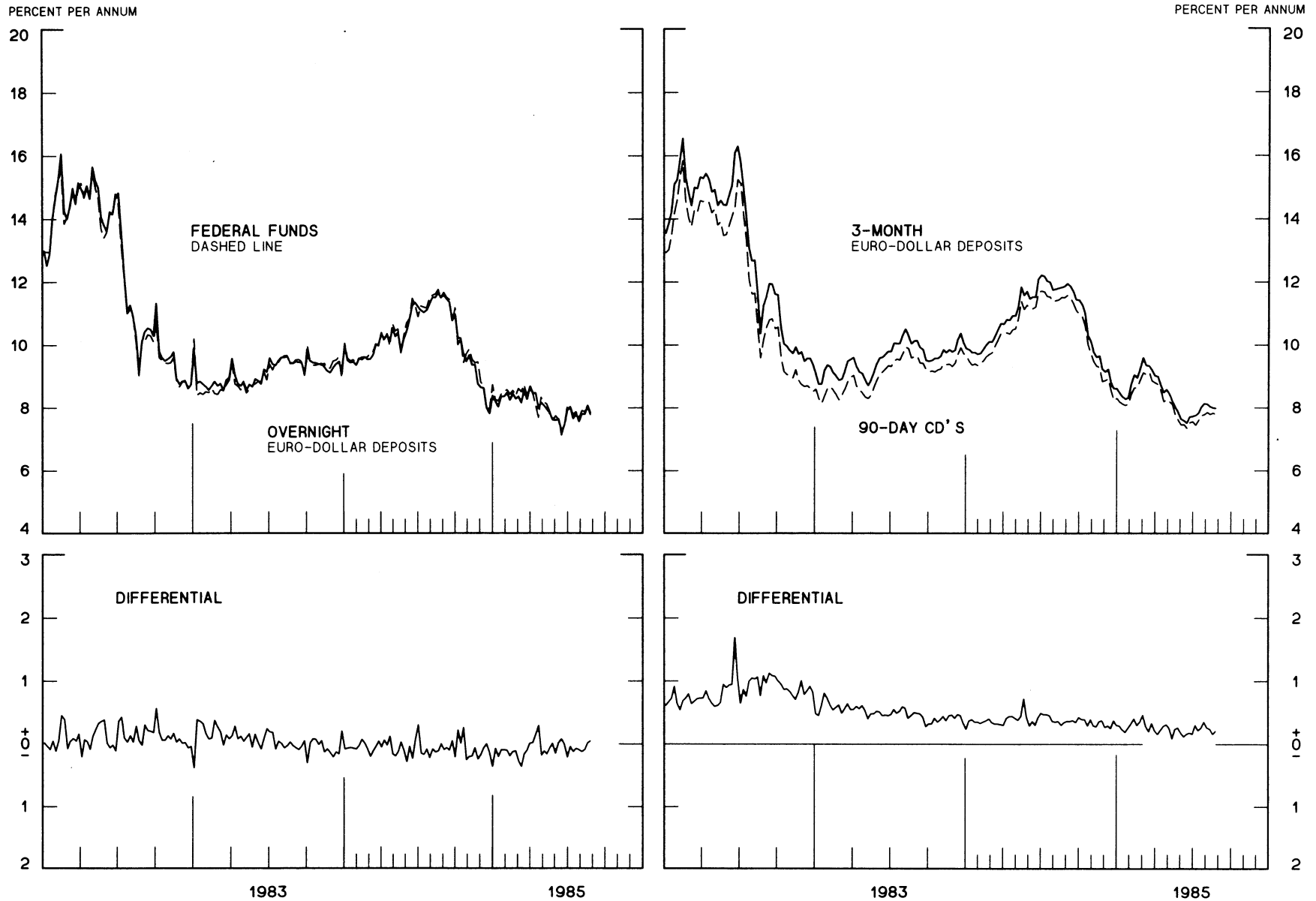


CHART 7
SELECTED EURO-DOLLAR AND U. S. MONEY MARKET RATES

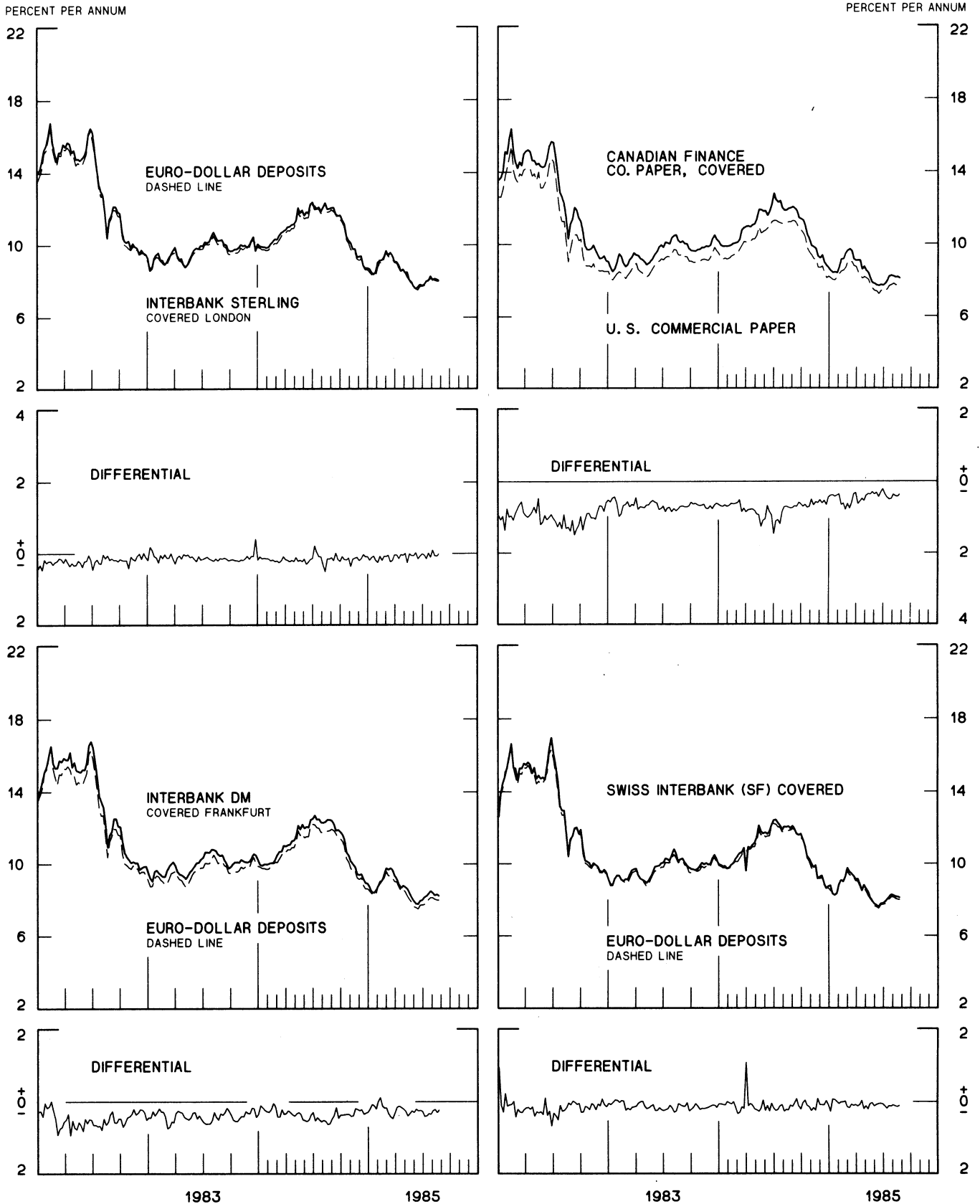
DIFFERENTIAL: PLUS(+), FAVORS BORROWING IN U. S.
 AVERAGES FOR WEEK ENDING WEDNESDAY



1 PERCENT ON DIFFERENTIAL SCALE = 2 PERCENT ON RATE SCALE

INTEREST ARBITRAGE: 3-MONTH FUNDS

DIFFERENTIAL: PLUS(+), INDICATES FAVOR DOLLAR ASSETS
 AVERAGES FOR WEEK ENDING WEDNESDAY



1 PERCENT ON DIFFERENTIAL SCALE = 2 PERCENT ON RATE SCALE

CHART 9
LONG-TERM GOVERNMENT BOND YIELDS
 WEEKLY SERIES

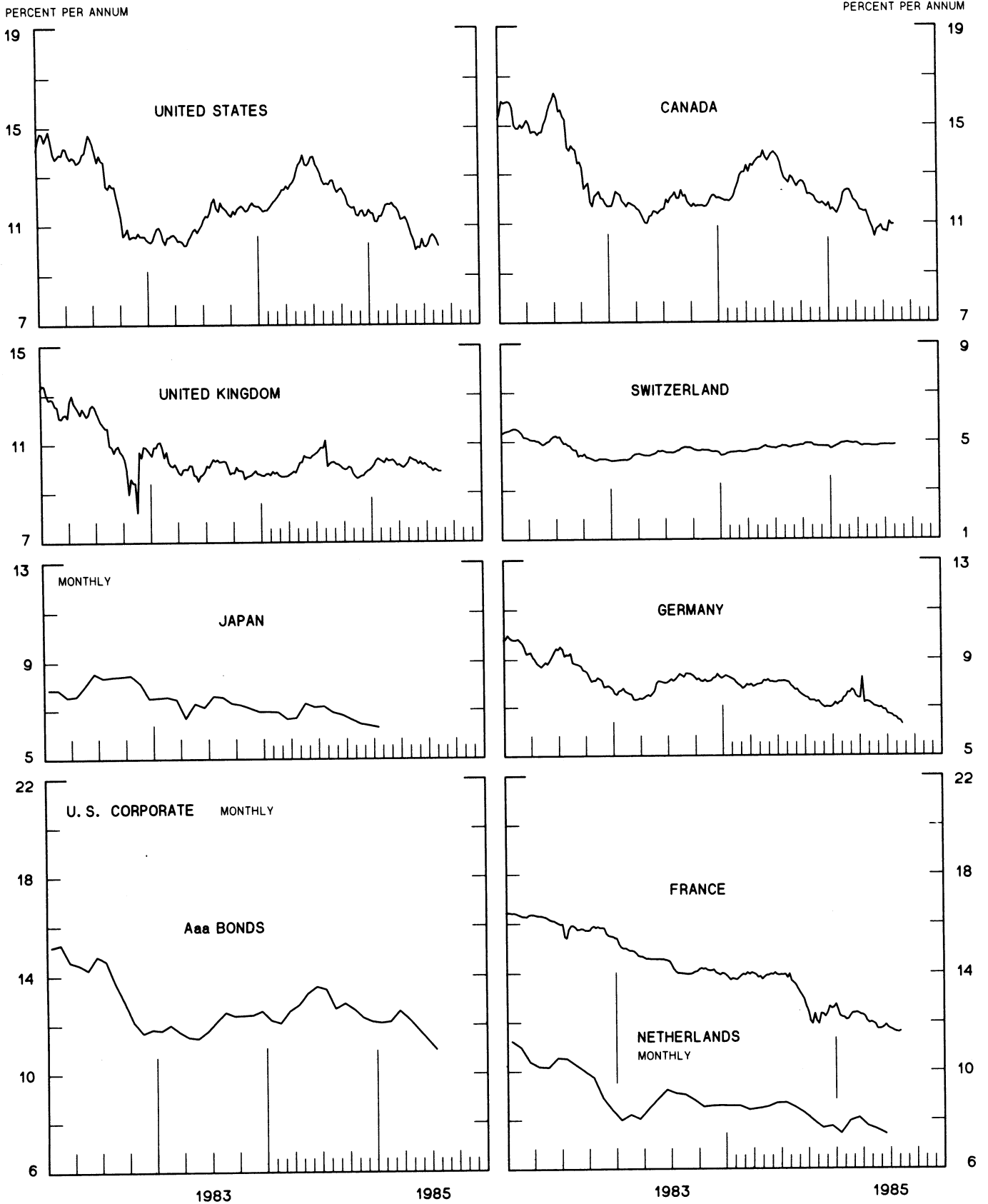
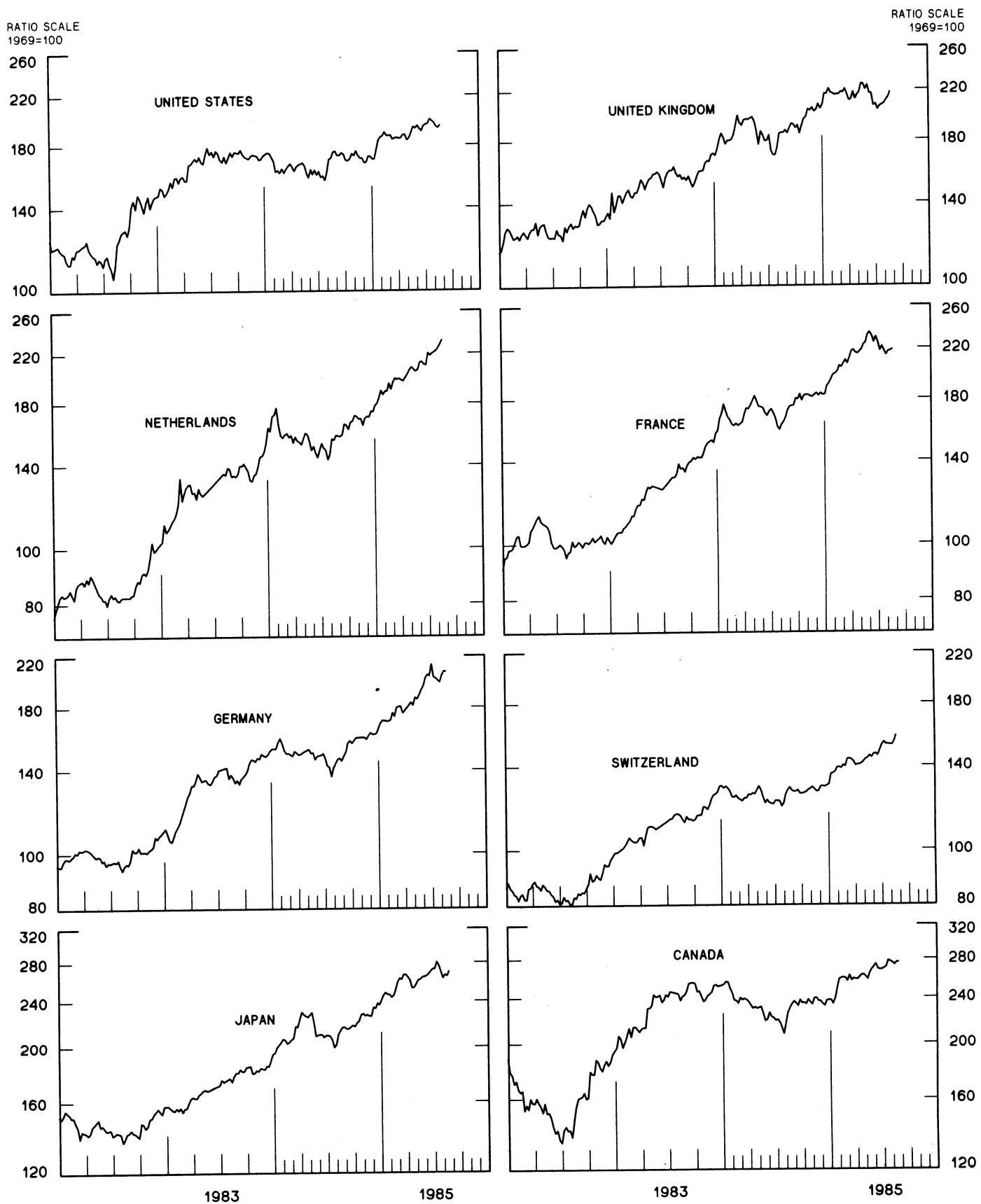


CHART 10
INDUSTRIAL STOCK INDICES
 WEEKLY SERIES



SERIES NAME

LAST VALUE PLOTTED
DATE VALUE

CHART 1. SPOT EXCHANGE RATES AND INDICES

WEEKLY AVERAGES, NOON BUYING RATES (U.S. CENTS)

GERMAN MARK	AUG. 28	36.15
JAPANESE YEN	AUG. 28	0.42243
DUTCH GUILDER	AUG. 28	32.12
U.K. POUND	AUG. 28	140.21
CANADIAN DOLLAR	AUG. 28	73.65
FRENCH FRANC	AUG. 28	11.84
SWISS FRANC	AUG. 28	44.17
BELGIAN FRANC	AUG. 28	1.78475
ITALIAN LIRA	AUG. 28	0.05378
SWEDISH KRONA	AUG. 28	12.11

INDICES, MARCH 1973 BASE RATES = 100

GERMAN MARK	AUG. 28	101.69
JAPANESE YEN	AUG. 28	110.61
DUTCH GUILDER	AUG. 28	92.21
U.K. POUND	AUG. 28	56.71
CANADIAN DOLLAR	AUG. 28	73.41
FRENCH FRANC	AUG. 28	53.34
SWISS FRANC	AUG. 28	142.09
BELGIAN FRANC	AUG. 28	70.33
ITALIAN LIRA	AUG. 28	30.55

WEIGHTED AVERAGE EXCHANGE VALUE INDICES, MAR 1973 = 100
(G-10 COUNTRIES PLUS SWITZERLAND)

U.S. DOLLAR	AUG. 28	136.45
GERMAN MARK	AUG. 28	136.70
JAPANESE YEN	AUG. 28	147.22
DUTCH GUILDER	AUG. 28	119.11
U.K. POUND	AUG. 28	70.04
CANADIAN DOLLAR	AUG. 28	93.28
FRENCH FRANC	AUG. 28	65.18
SWISS FRANC	AUG. 28	184.60
BELGIAN FRANC	AUG. 28	89.31
ITALIAN LIRA	AUG. 28	36.30
SWEDISH KRONA	AUG. 28	67.59

CHART 2. 3-MONTH FORWARD EXCHANGE RATES, PREMIUM OR DISCOUNT

CANADIAN DOLLAR	AUG. 28	-1.04
U.K. POUND	AUG. 28	-3.40
GERMAN MARK	AUG. 28	3.53
FRENCH FRANC	AUG. 28	-3.24
SWISS FRANC	AUG. 28	3.37
DUTCH GUILDER	AUG. 28	2.23
JAPANESE YEN	AUG. 28	1.66
ITALIAN LIRA	AUG. 28	-4.98

SERIES NAME	LAST VALUE PLOTTED DATE	VALUE
CHART 3. GOLD PRICE IN LONDON, AFTERNOON FIXING		
U.S. DOLLARS PER FINE OUNCE	AUG. 28	336.81
CHART 4. CALL MONEY RATES		
U.S. FEDERAL FUNDS	AUG. 28	7.78
OVERNIGHT EURO-DOLLAR DEPOSITS	AUG. 28	7.82
U.K.	AUG. 28	12.16
CANADA	AUG. 28	8.97
GERMANY	AUG. 28	4.84
JAPAN	AUG. 28	6.16
FRANCE	AUG. 28	9.60
NETHERLANDS	AUG. 28	5.77
SWITZERLAND	AUG. 28	3.30
CHART 5. 3-MONTH INTEREST RATES		
U.S. 90-DAY CD'S, SECONDARY MARKET	AUG. 28	7.77
GERMAN INTERBANK LOAN	AUG. 28	4.62
JAPANESE GENSAKI RATE	AUG. 28	6.30
CANADIAN FINANCE PAPER	AUG. 28	9.13
INTERBANK STERLING	AUG. 28	11.50
SWISS INTERBANK LOAN	AUG. 28	4.67
FRENCH INTERBANK RATE	AUG. 28	9.71
NETHERLANDS INTERBANK RATE	AUG. 28	5.73
WEIGHTED AVERAGE FOREIGN INTEREST RATE (G-10 COUNTRIES PLUS SWITZERLAND)	AUG. 28	7.80
CHART 6. EURO-DOLLAR DEPOSIT RATES: LONDON		
OVERNIGHT	AUG. 28	7.82
7-DAY	AUG. 28	7.84
1-MONTH	AUG. 28	7.86
3-MONTH	AUG. 28	7.98
6-MONTH	AUG. 28	8.14
1-YEAR	AUG. 28	8.50
CHART 7. SELECTED EURO-DOLLAR AND U.S. MONEY MARKET RATES		
OVERNIGHT EURO-DOLLAR DEPOSITS	AUG. 28	7.82
U.S. FEDERAL FUNDS	AUG. 28	7.78
DIFFERENTIAL	AUG. 28	0.05
3-MONTH EURO-DOLLAR DEPOSIT RATE	AUG. 28	7.98
U.S. 90-DAY CD'S, SECONDARY MARKET	AUG. 28	7.77
DIFFERENTIAL	AUG. 28	0.21

LAST VALUE PLOTTED
DATE VALUE

SERIES NAME

CHART 8. INTEREST ARBITRAGE, 3-MONTH FUNDS

EURO-DOLLAR DEPOSIT	AUG. 28	7.98
INTERBANK STERLING (LONDON), COVERED	AUG. 28	8.00
DIFFERENTIAL	AUG. 28	-0.02
U.S. COMMERCIAL PAPER	AUG. 28	7.68
CANADIAN FINANCE PAPER, COVERED	AUG. 28	8.07
DIFFERENTIAL	AUG. 28	-0.38
EURO-DOLLAR DEPOSIT	AUG. 28	7.98
INTERBANK DM (FRANKFURT), COVERED	AUG. 28	8.20
DIFFERENTIAL	AUG. 28	-0.22
EURO-DOLLAR DEPOSIT	AUG. 28	7.98
SWISS INTERBANK, COVERED	AUG. 28	8.08
DIFFERENTIAL	AUG. 28	-0.10

CHART 9. LONG TERM GOVERNMENT BOND YIELDS

UNITED STATES	AUG. 23	10.16
GERMANY	AUG. 23	6.28
JAPAN (MONTHLY)	JAN.	6.29
SWITZERLAND	AUG. 9	4.84
CANADA	AUG. 9	10.92
FRANCE	AUG. 9	11.61
NETHERLANDS (MONTHLY)	JUNE	7.39
UNITED KINGDOM	AUG. 23	9.88

U.S. CORPORATE

AAA BONDS	JULY	10.97
-----------	------	-------

CHART 10. STOCK INDICES

UNITED STATES	AUG. 21	194.23
UNITED KINGDOM	AUG. 21	217.26
CANADA	AUG. 21	275.68
GERMANY	AUG. 21	206.83
SWITZERLAND	AUG. 21	157.74
NETHERLANDS	AUG. 21	231.68
FRANCE	AUG. 21	218.56
JAPAN	AUG. 21	270.36

FEDERAL RESERVE statistical release



AUGUST 30, 1985

H.10 (512)

FOREIGN EXCHANGE RATES

FOR THE WEEK ENDING AUGUST 30, 1985

The Board of Governors of the Federal Reserve System is advised that the Federal Reserve Bank of New York has certified for customs purposes the following noon buying rates in New York City for cable transfers payable in foreign currencies:

COUNTRY	MONETARY UNIT	(CURRENCY UNITS PER DOLLAR)				
		AUG. 26	AUG. 27	AUG. 28	AUG. 29	AUG. 30
*AUSTRALIA	DOLLAR	70.25	69.90	70.30	70.30	70.15
AUSTRIA	SCHILLING	19.480	19.610	19.470	19.557	19.753
BELGIUM	FRANC	56.200	56.500	56.100	56.280	56.880
BRAZIL	CRUZEIRO	NA	6890.00	6920.00	6940.00	6970.00
CANADA	DOLLAR	1.3578	1.3613	1.3601	1.3621	1.3659
CHINA, P. R.	YUAN	2.9168	2.9168	2.9168	2.9168	2.9168
DENMARK	KRONE	10.7025	10.1700	10.0960	10.1200	10.2000
FINLAND	MARKKA	5.9150	5.9440	5.9050	5.9250	5.9775
FRANCE	FRANC	8.4660	8.5200	8.4650	8.4900	8.5875
GERMANY	D. MARK	2.7725	2.7920	2.7720	2.7785	2.8110
GREECE	DRACHMA	131.250	132.800	131.550	132.200	134.000
HONG KONG	DOLLAR	7.8005	7.8045	7.8025	7.8025	7.8045
INDIA	RUPEE	11.9200	11.8700	11.8800	11.9000	11.9600
*IRELAND	POUND	112.15	111.60	112.33	111.80	110.60
ISRAEL	SHEKEL	NA	NA	NA	NA	NA
ITALY	LIRA	1861.00	1873.00	1872.00	1867.00	1885.00
JAPAN	YEN	236.89	237.38	237.00	237.12	239.00
MALAYSIA	RINGGIT	2.4615	2.4680	2.4705	2.4760	2.4760
MEXICO	PESO	339.0000	339.5000	339.0000	339.0000	338.0000
NETHERLANDS	GUILDER	3.1200	3.1390	3.1220	3.1300	3.1610
*NEW ZEALAND	DOLLAR	53.300	53.250	53.350	53.900	54.250
NORWAY	KRONE	8.2125	8.2450	8.1980	8.2225	8.2550
PHILIPPINES	PESO	NA	NA	NA	NA	NA
PORTUGAL	ESCUDO	166.200	167.500	166.900	167.500	168.500
SINGAPORE	DOLLAR	2.2320	2.2505	2.2500	2.2580	2.2600
*SOUTH AFRICA	RAND	39.35	35.50	NA	NA	NA
SOUTH KOREA	WON	885.90	886.90	887.10	886.90	887.30
SPAIN	PESETA	163.400	164.250	162.600	163.250	165.200
SRI LANKA	RUPEE	27.363	27.363	27.363	27.363	27.363
SWEDEN	KRONA	8.2775	8.3100	8.2660	8.2890	8.3250
SWITZERLAND	FRANC	2.2700	2.2880	2.2665	2.2805	2.3100
TAIWAN	DOLLAR	40.460	NA	40.460	40.490	NA
THAILAND	BAHT	NA	26.840	26.870	27.870	26.880
*UNITED KINGDOM	POUND	140.73	139.30	140.15	139.95	139.10
VENEZUELA	BOLIVAR	NA	NA	NA	NA	NA
MEMO:						
*UNITED STATES	DOLLAR	136.59	137.39	136.73	136.97	138.20

#INDEX OF WEIGHTED AVERAGE EXCHANGE VALUE OF U.S. DOLLAR AGAINST CURRENCIES OF OTHER G-11 COUNTRIES. MARCH 1973 = 100. WEIGHTS ARE 1972-76 GLOBAL TRADE OF EACH OF THE 10 COUNTRIES. SERIES REVISED AS OF AUGUST 1978. FOR DESCRIPTION AND EACH DATA, SEE "INDEX OF THE WEIGHTED-AVERAGE EXCHANGE VALUE OF THE U.S. DOLLAR: REVISION" ON PAGE 700 OF THE AUGUST 1978 FEDERAL RESERVE BULLETIN.

*VALUE IS U.S. CENTS