

(516/517)

DATA FILE  
LIBRARY  
FEDERAL RESERVE BANK  
OF CHICAGO

LIBRARY  
AUG 28 1985  
FEDERAL RESERVE  
BANK OF CHICAGO

# Selected Interest & Exchange Rates

## Weekly Series of Charts

August 26, 1985

Prepared by the  
FINANCIAL MARKETS  
SECTION

DIVISION OF  
INTERNATIONAL FINANCE

BOARD OF GOVERNORS  
FEDERAL RESERVE SYSTEM  
Washington, D.C. 20551

---

# Table of Contents

## **TABLES**

1. LATEST FIGURES PLOTTED
2. DAILY CERTIFIED SPOT EXCHANGE RATES--H.10 RELEASE

## **CHARTS**

1. SPOT EXCHANGE RATE INDICES
2. 3-MONTH FORWARD EXCHANGE RATES
3. GOLD PRICE--LONDON
4. CALL MONEY RATES
5. 3-MONTH INTEREST RATES
6. EURO-DOLLAR DEPOSIT RATES
7. SELECTED EURO-DOLLAR AND U.S. MONEY MARKET RATES
8. INTEREST ARBITRAGE: 3-MONTH FUNDS
9. LONG-TERM GOVERNMENT BOND YIELDS
10. INDUSTRIAL STOCK INDICES

## **SUBSCRIPTION RATES:**

Weekly \$15.00 per year or \$.40 each in the United States, its possessions, Canada, and Mexico; 10 or more of the same issue to one address, \$13.50 per year or \$.35 each. Elsewhere, \$20.00 per year or \$.50 each. Address requests to Publications Services, Division of Administrative Services, and make payment remittance payable to the order of the Board of Governors of the Federal Reserve System in a form collectible at par in U.S. Currency.

# SPOT EXCHANGE INDICES

DOLLAR PRICES OF FOREIGN CURRENCIES AND WEIGHTED AVERAGE VALUES (THIN LINE)  
AVERAGES FOR WEEK ENDING WEDNESDAY

RATIO SCALE  
MARCH 1973=100

RATIO SCALE  
MARCH 1973=100

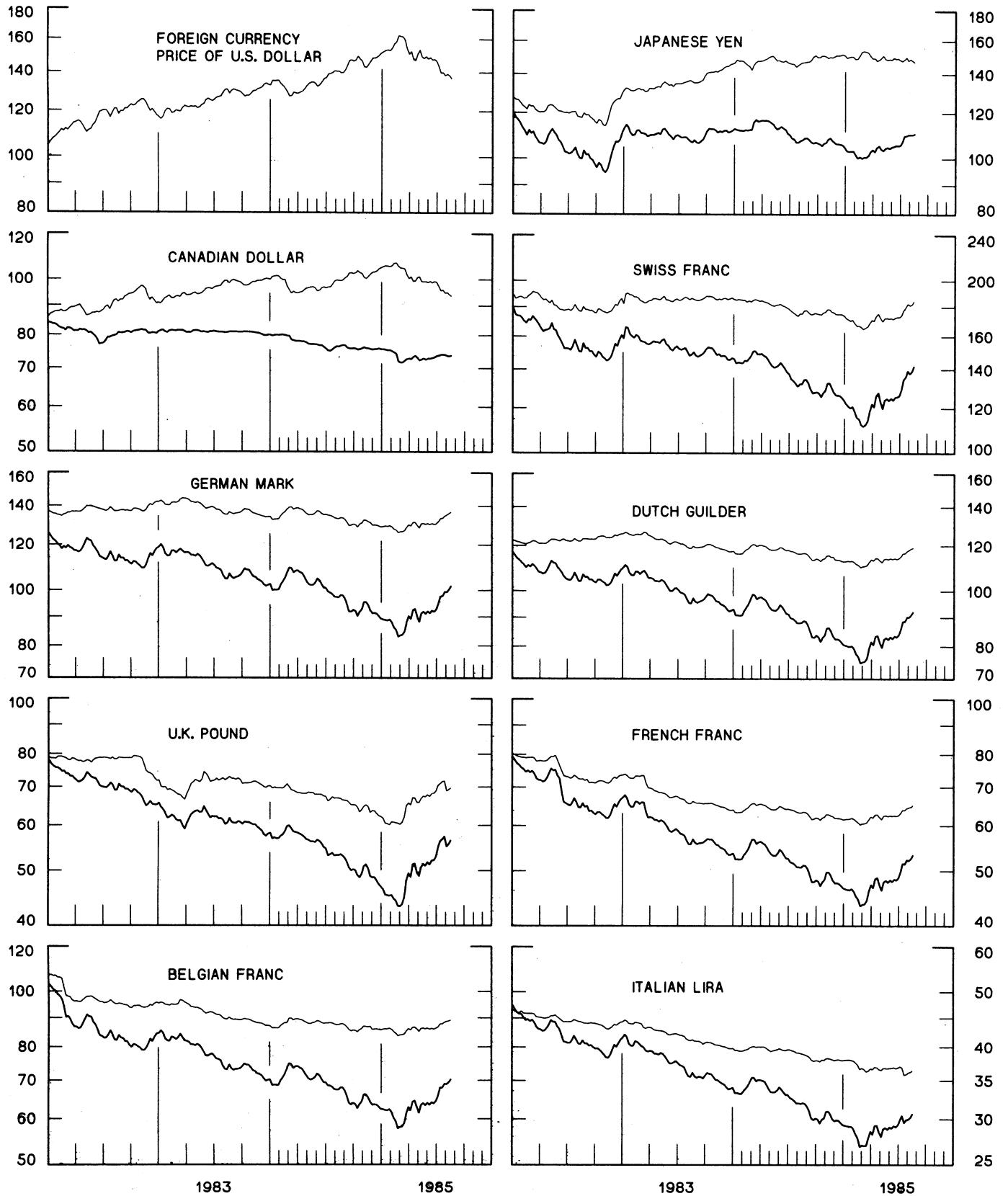


CHART 2  
**3-MONTH FORWARD EXCHANGE RATES**

PREMIUM (+) OR (-)  
 AVERAGES FOR WEEK ENDING WEDNESDAY

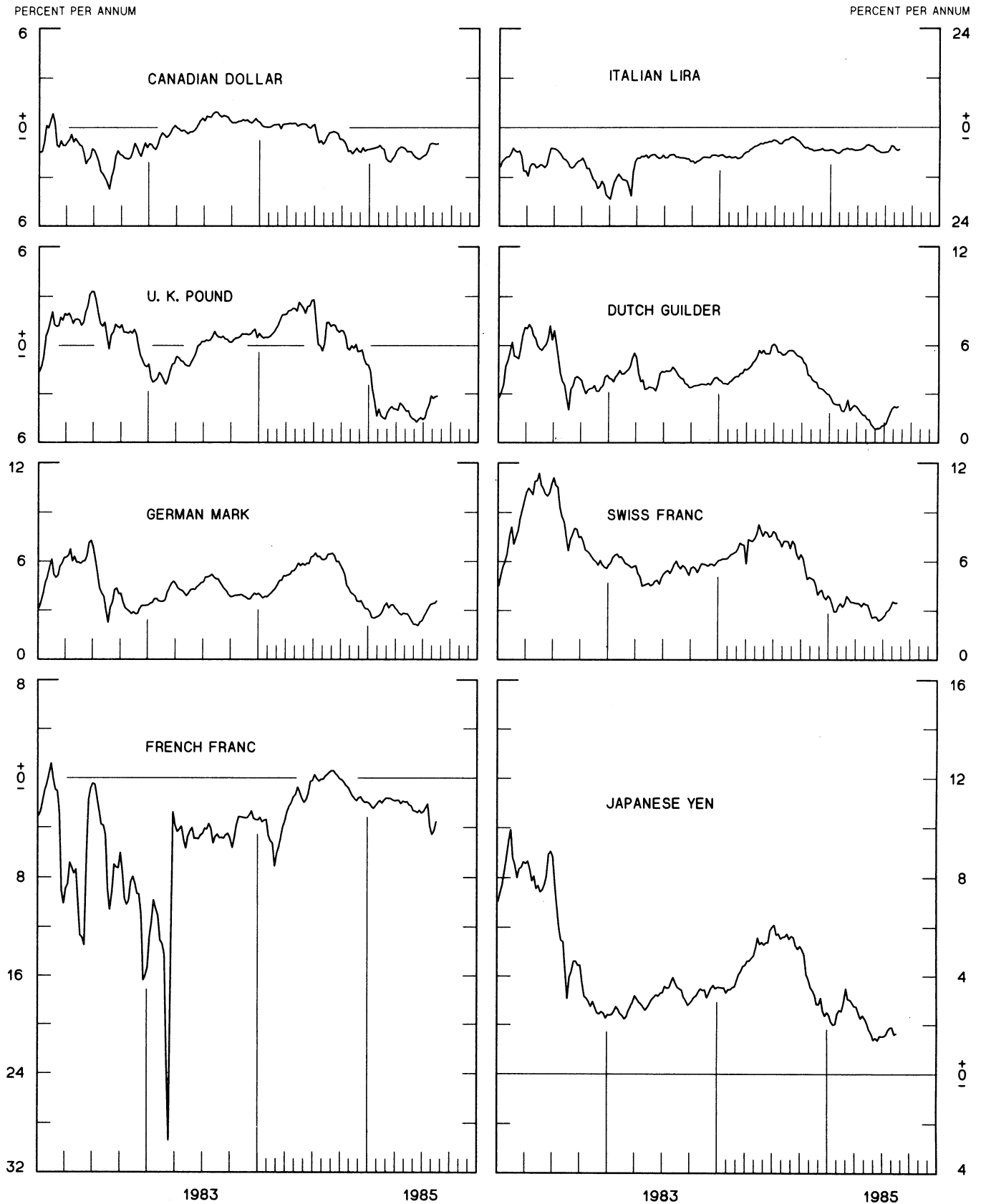


CHART 3  
PRICE OF GOLD IN LONDON  
AVERAGES FOR WEEK ENDING WEDNESDAY

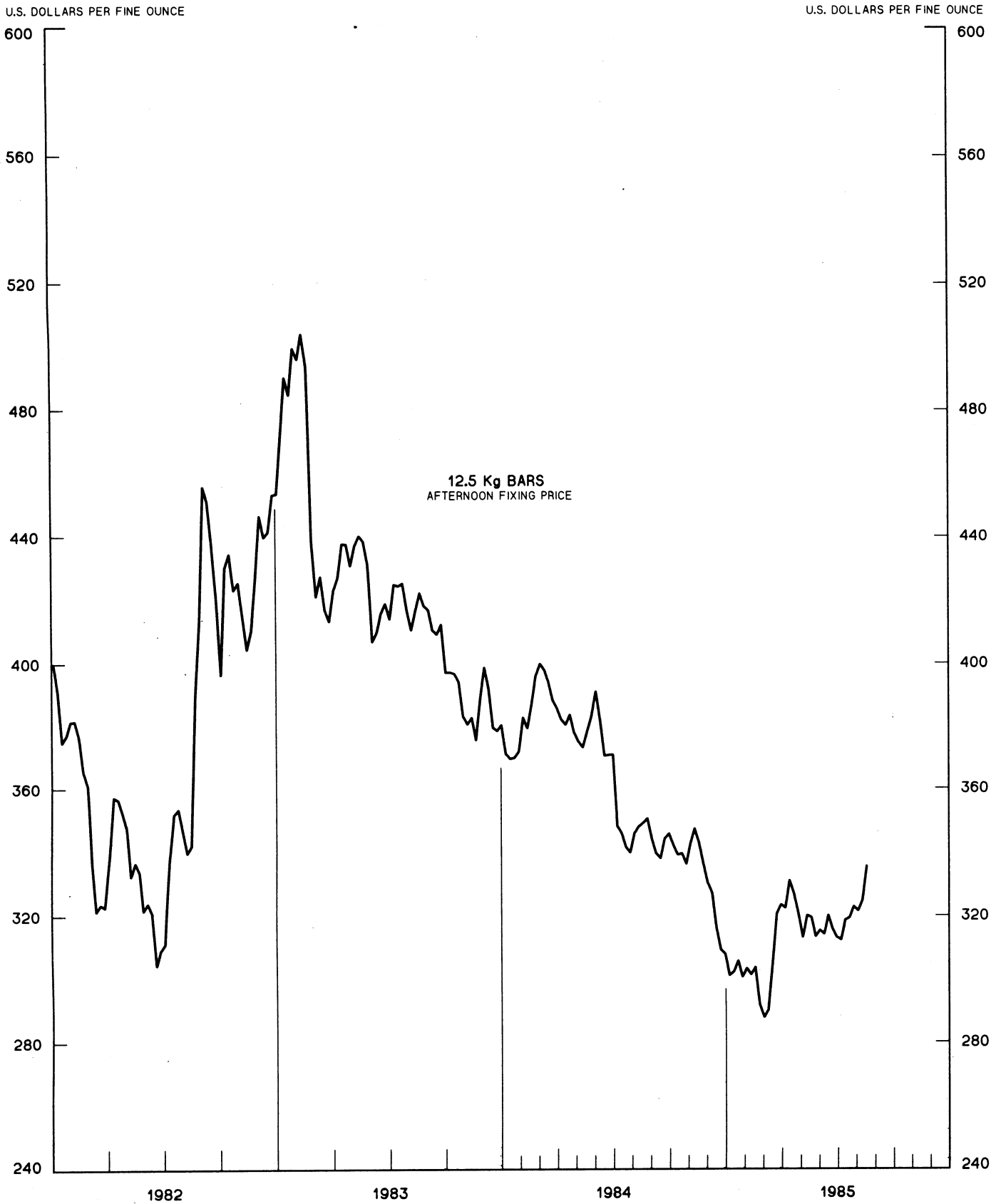
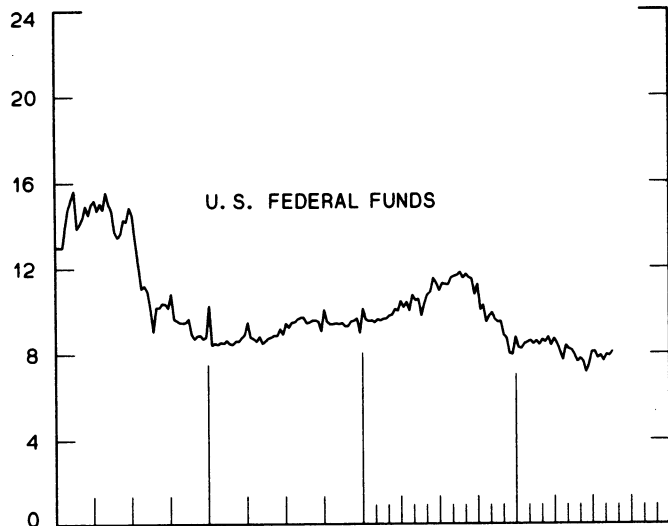
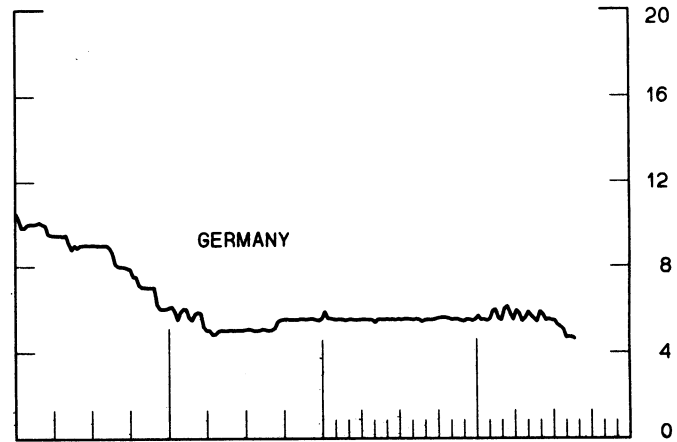
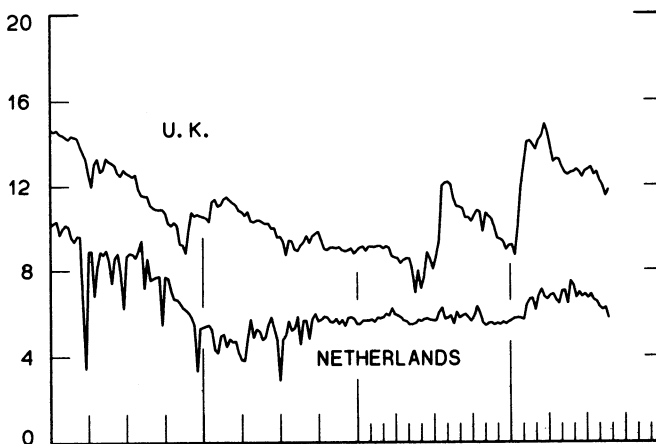
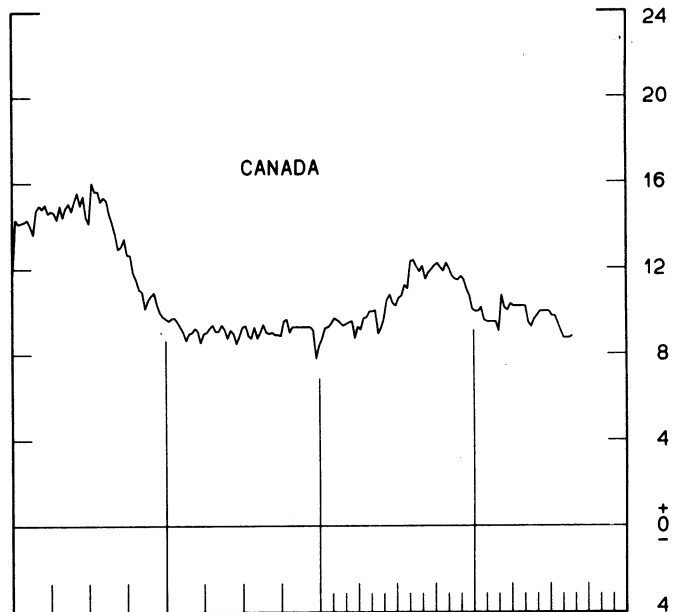
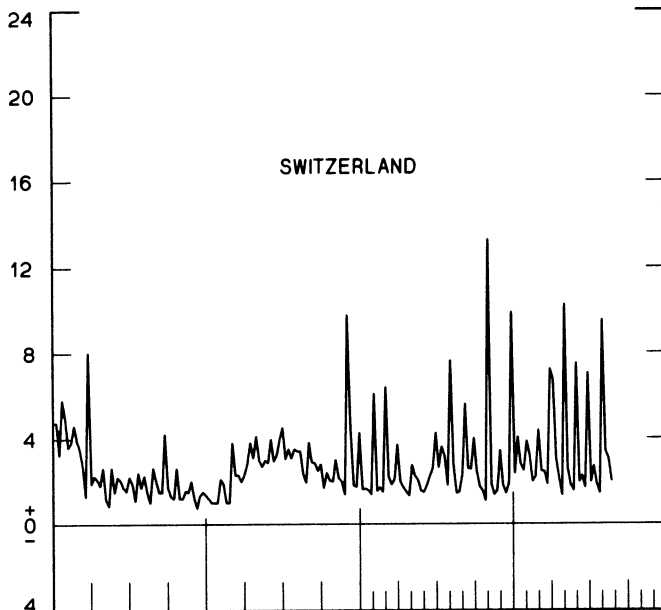
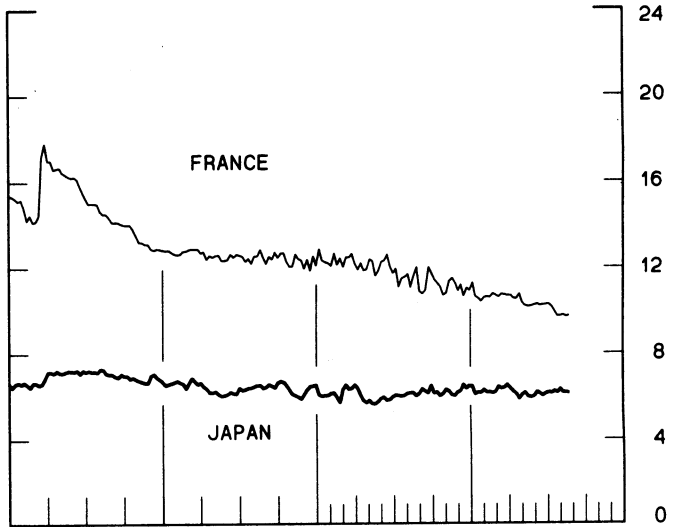


CHART 4  
**CALL MONEY RATES**  
 WEEKLY SERIES

PERCENT PER ANNUM



PERCENT PER ANNUM



1983

1985

1983

1985

CHART 5  
**3-MONTH INTEREST RATES**  
 WEEKLY SERIES

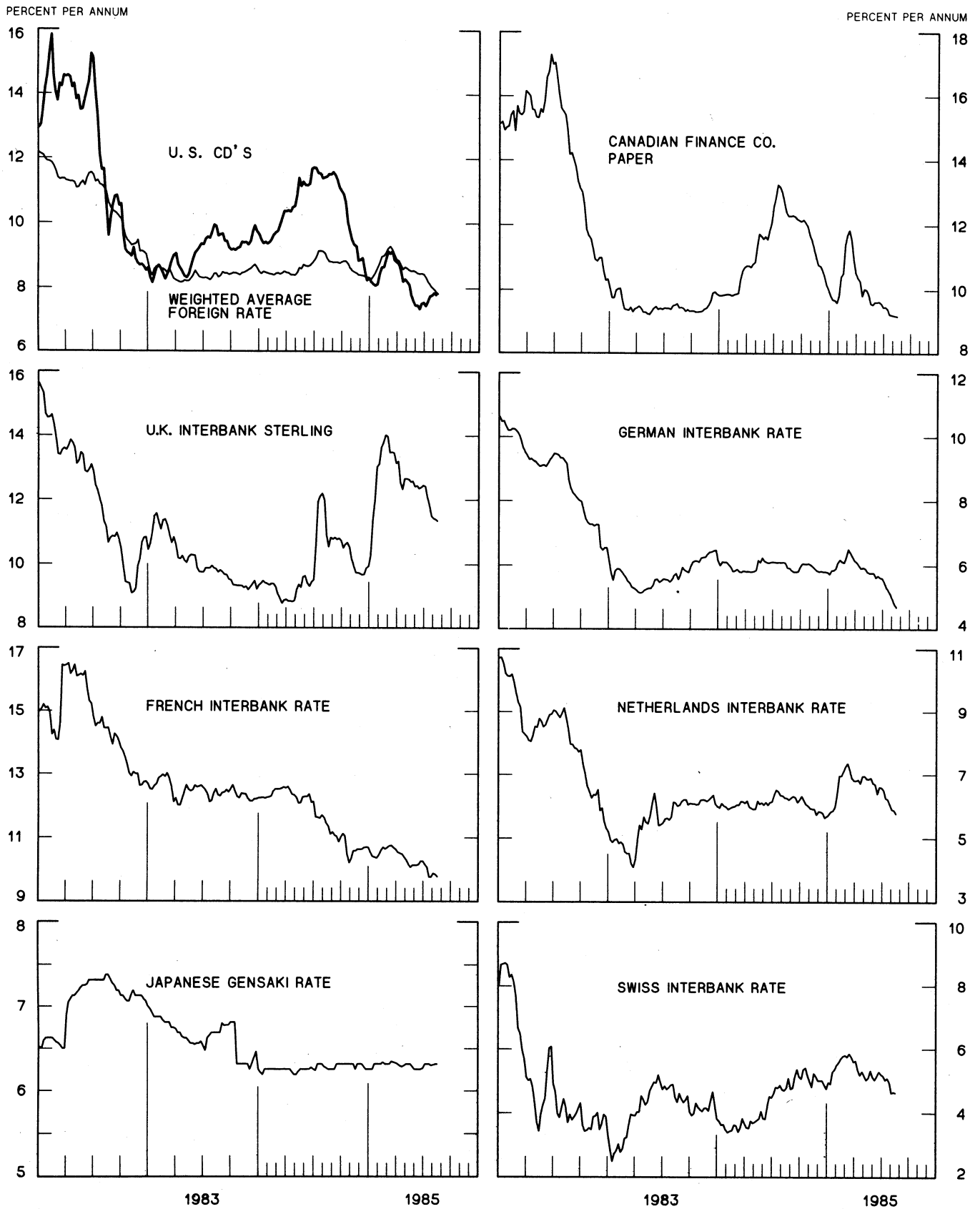


CHART 6  
EURO-DOLLAR DEPOSIT RATES LONDON  
AVERAGES FOR WEEK ENDING WEDNESDAY

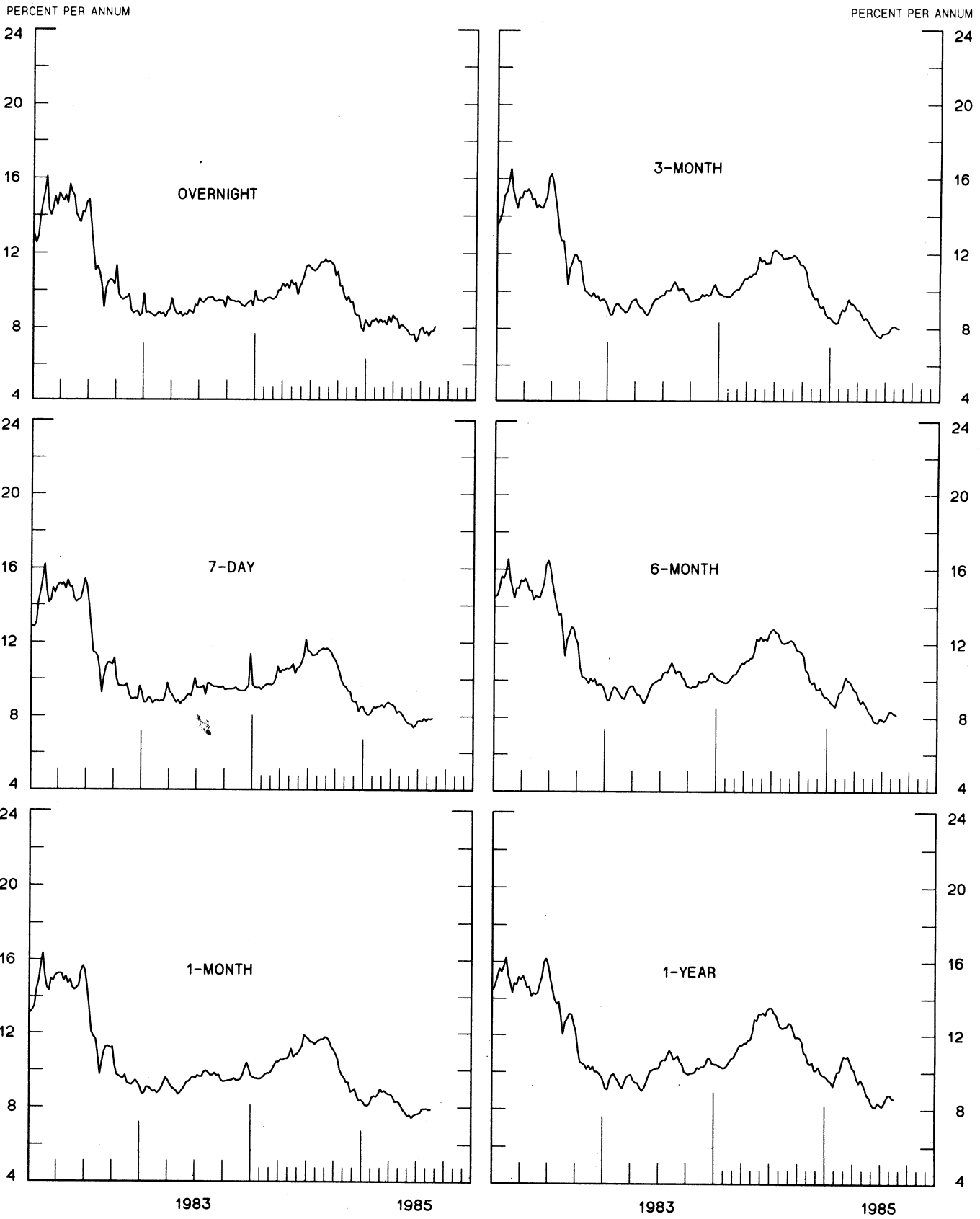
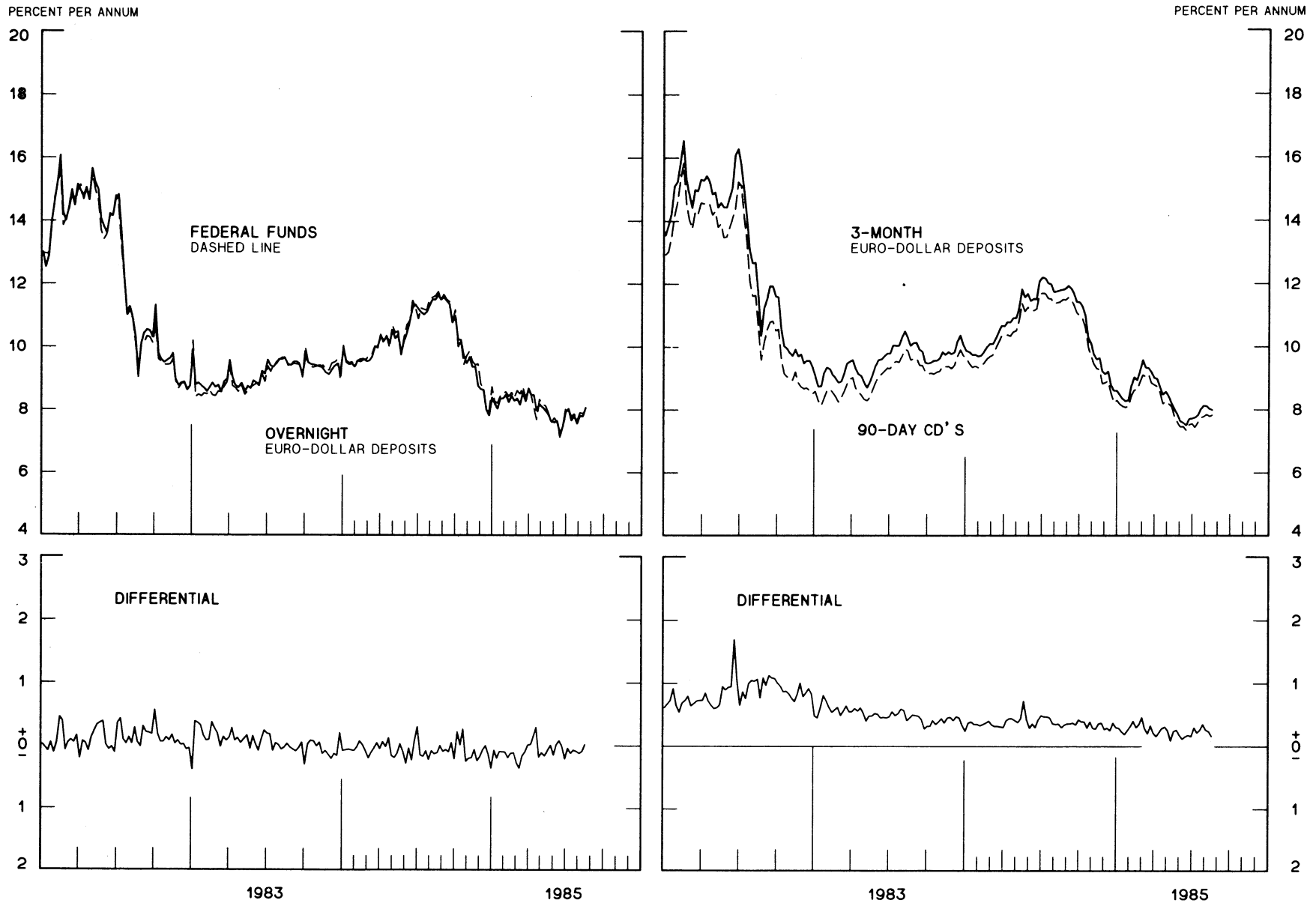




CHART 7  
**SELECTED EURO-DOLLAR AND U. S. MONEY MARKET RATES**

DIFFERENTIAL: PLUS(+), FAVORS BORROWING IN U. S.  
 AVERAGES FOR WEEK ENDING WEDNESDAY

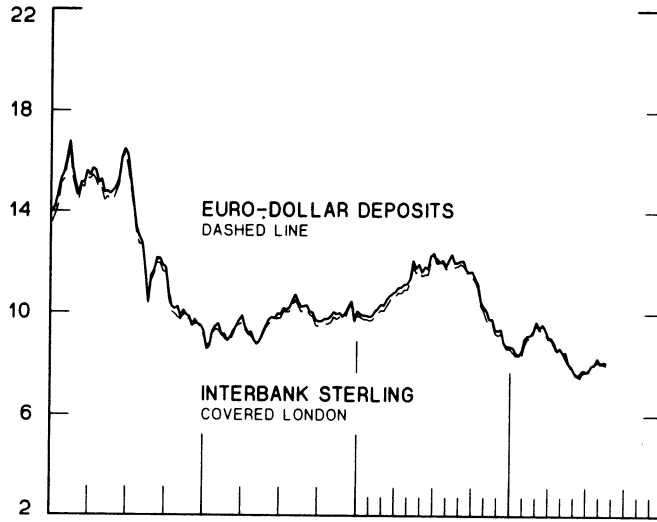


1 PERCENT ON DIFFERENTIAL SCALE = 2 PERCENT ON RATE SCALE

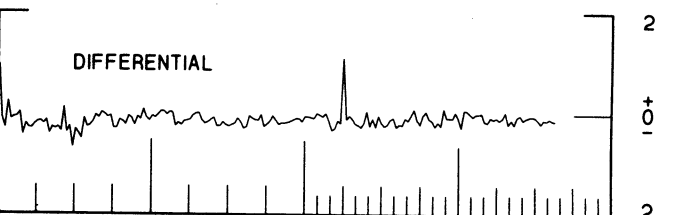

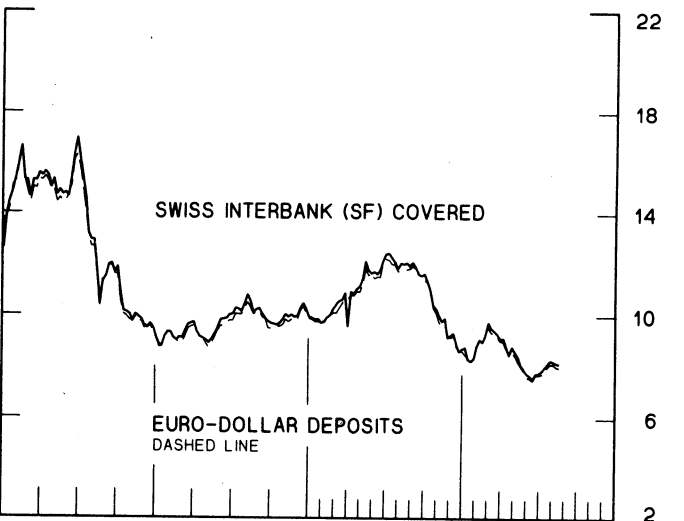
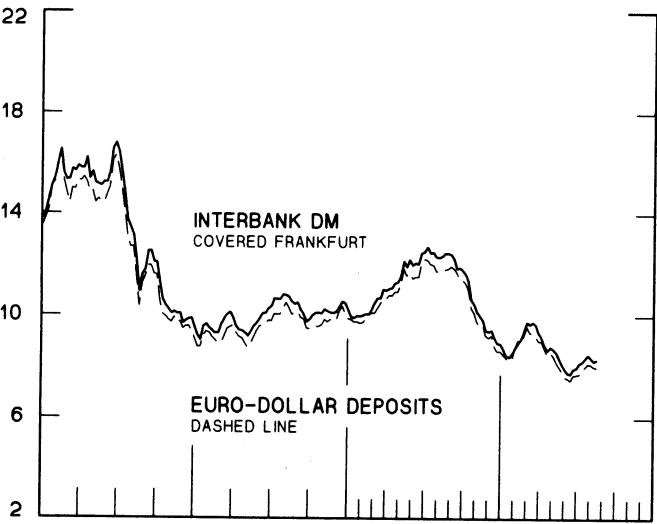
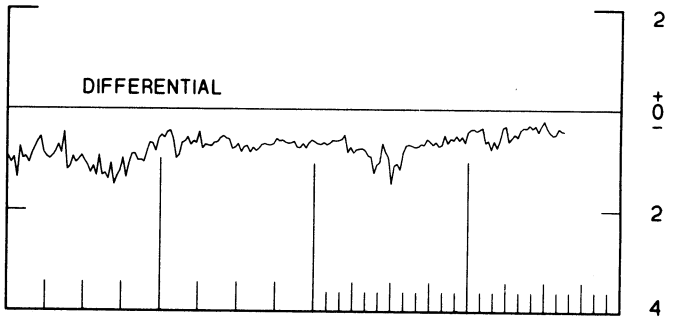
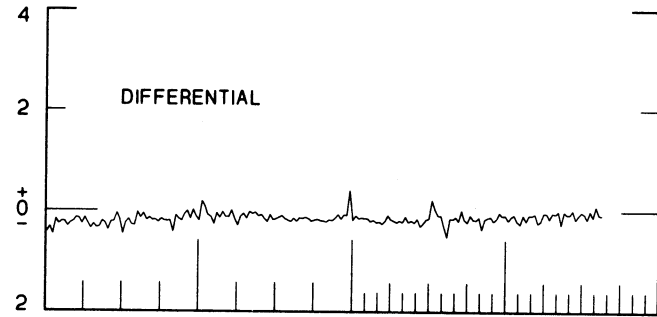
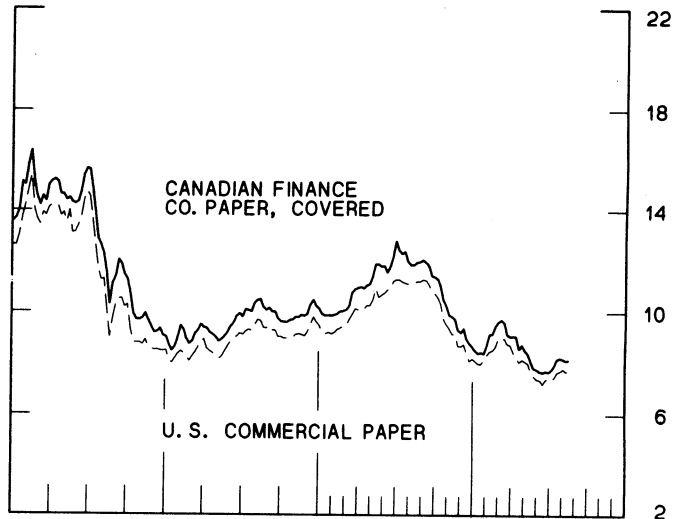
# INTEREST ARBITRAGE: 3-MONTH FUNDS

DIFFERENTIAL: PLUS(+), INDICATES FAVOR DOLLAR ASSETS  
AVERAGES FOR WEEK ENDING WEDNESDAY

PERCENT PER ANNUM



PERCENT PER ANNUM



1983

1985

1983

1985

1 PERCENT ON DIFFERENTIAL SCALE = 2 PERCENT ON RATE SCALE

CHART 9  
**LONG-TERM GOVERNMENT BOND YIELDS**  
 WEEKLY SERIES

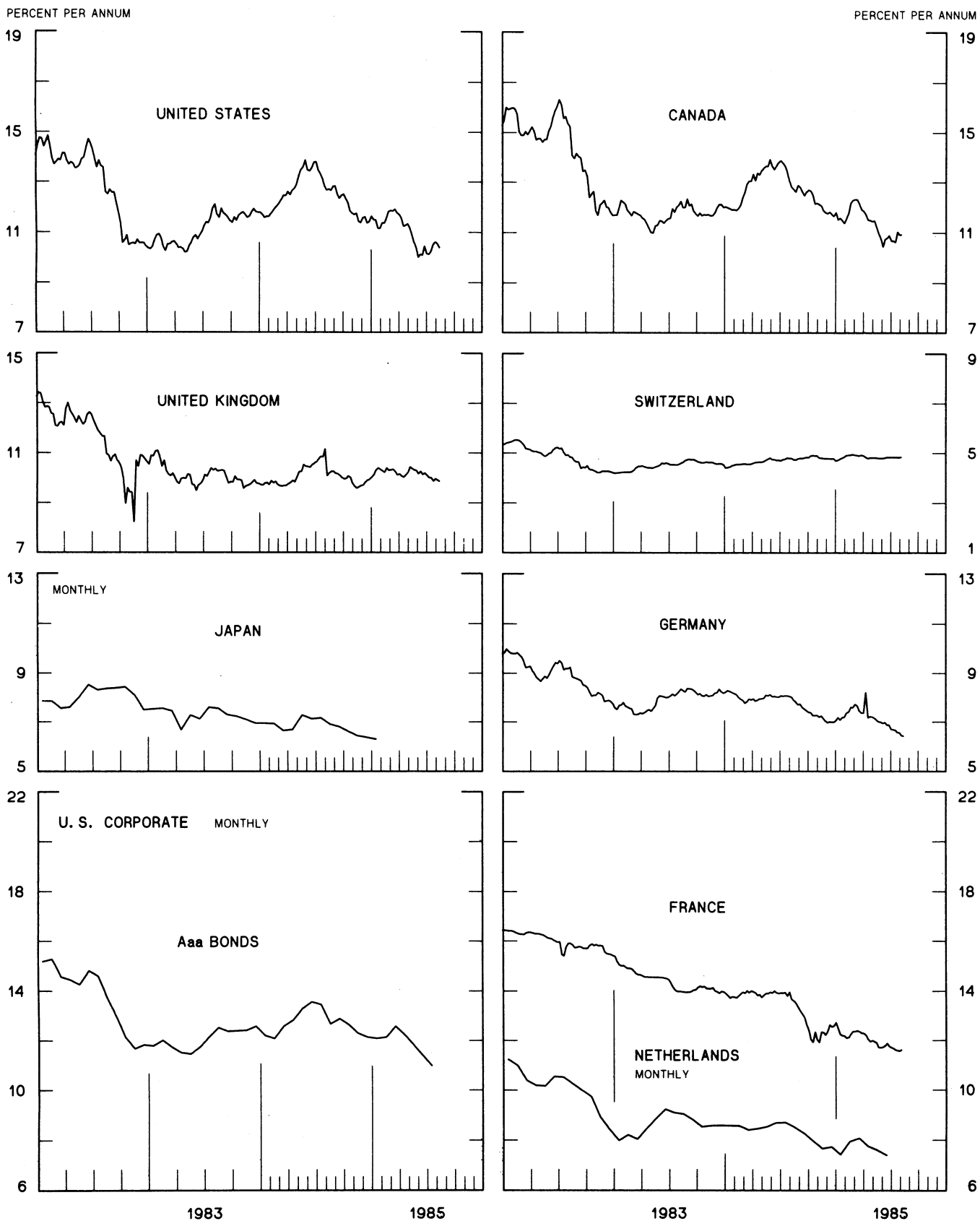
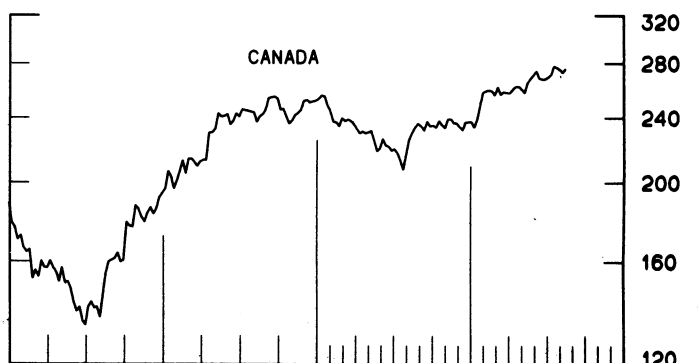
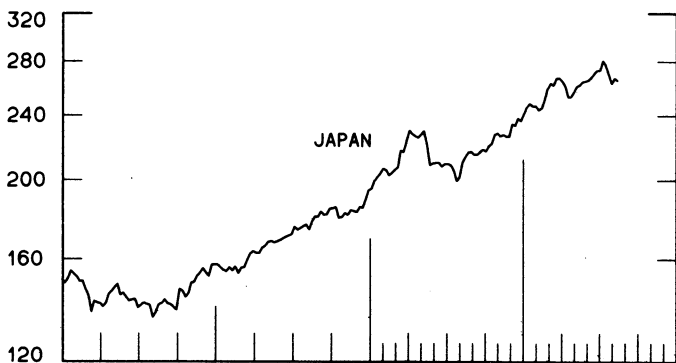
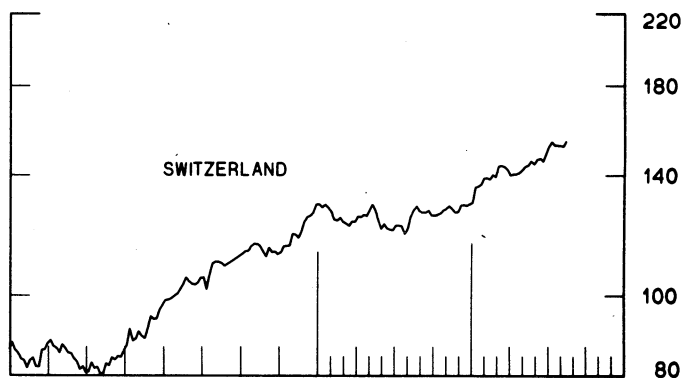
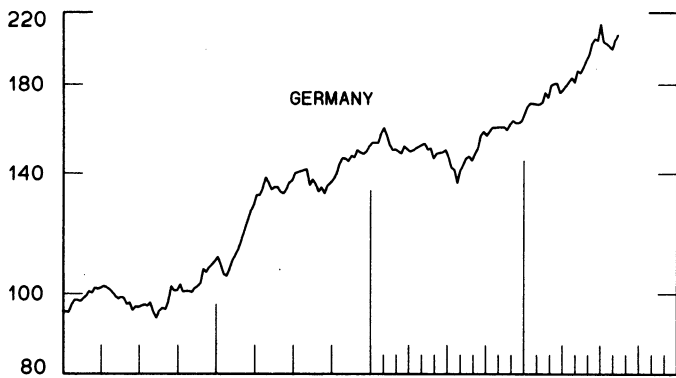
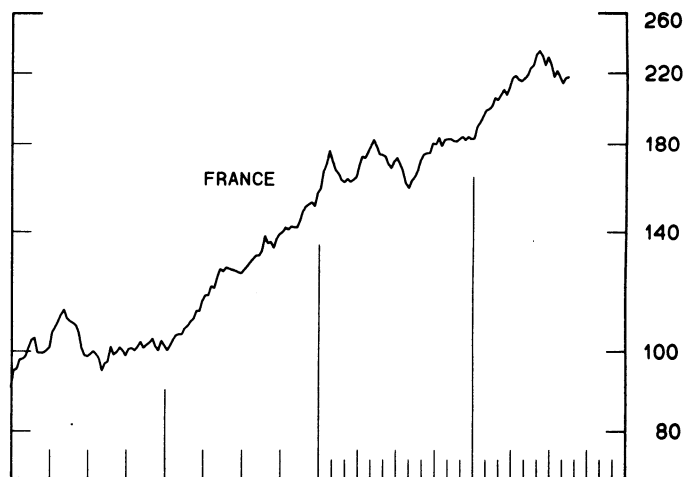
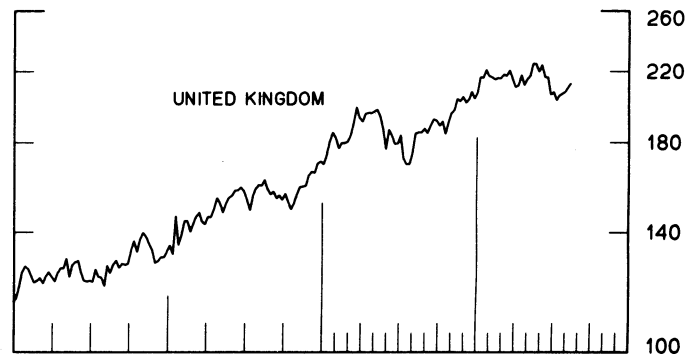
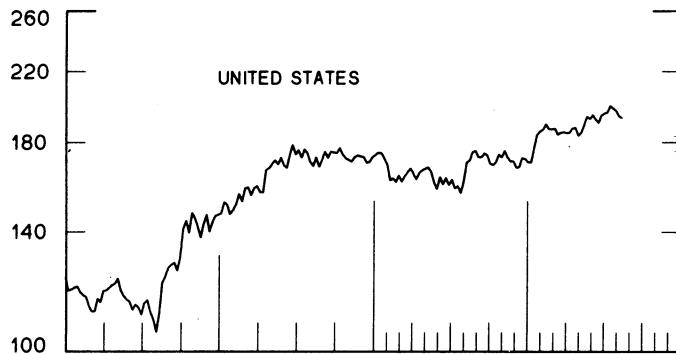


CHART 10  
INDUSTRIAL STOCK INDICES  
WEEKLY SERIES

RATIO SCALE  
1969=100

RATIO SCALE  
1969=100



1983

1985

1983

1985

SERIES NAME

LAST VALUE PLOTTED  
DATE VALUE

CHART 1. SPOT EXCHANGE RATES AND INDICES

WEEKLY AVERAGES, NOON BUYING RATES (U.S. CENTS)

GERMAN MARK	AUG. 21	36.15
JAPANESE YEN	AUG. 21	0.42185
DUTCH GUILDER	AUG. 21	32.10
U.K. POUND	AUG. 21	139.53
CANADIAN DOLLAR	AUG. 21	73.81
FRENCH FRANC	AUG. 21	11.83
SWISS FRANC	AUG. 21	44.11
BELGIAN FRANC	AUG. 21	1.78178
ITALIAN LIRA	AUG. 21	0.05390
SWEDISH KRONA	AUG. 21	12.10

INDICES, MARCH 1973 BASE RATES = 100

GERMAN MARK	AUG. 21	101.69
JAPANESE YEN	AUG. 21	110.45
DUTCH GUILDER	AUG. 21	92.15
U.K. POUND	AUG. 21	56.43
CANADIAN DOLLAR	AUG. 21	73.56
FRENCH FRANC	AUG. 21	53.33
SWISS FRANC	AUG. 21	141.92
BELGIAN FRANC	AUG. 21	70.21
ITALIAN LIRA	AUG. 21	30.62

WEIGHTED AVERAGE EXCHANGE VALUE INDICES, MAR 1973 = 100  
(G-10 COUNTRIES PLUS SWITZERLAND)

U.S. DOLLAR	AUG. 21	136.53
GERMAN MARK	AUG. 21	136.78
JAPANESE YEN	AUG. 21	147.08
DUTCH GUILDER	AUG. 21	119.08
U.K. POUND	AUG. 21	69.70
CANADIAN DOLLAR	AUG. 21	93.54
FRENCH FRANC	AUG. 21	65.20
SWISS FRANC	AUG. 21	184.47
BELGIAN FRANC	AUG. 21	89.20
ITALIAN LIRA	AUG. 21	36.41
SWEDISH KRONA	AUG. 21	67.61

CHART 2. 3-MONTH FORWARD EXCHANGE RATES, PREMIUM OR DISCOUNT

CANADIAN DOLLAR	AUG. 21	-0.99
U.K. POUND	AUG. 21	-3.16
GERMAN MARK	AUG. 21	3.55
FRENCH FRANC	AUG. 21	-3.54
SWISS FRANC	AUG. 21	3.46
DUTCH GUILDER	AUG. 21	2.23
JAPANESE YEN	AUG. 21	1.65
ITALIAN LIRA	AUG. 21	-5.33

SERIES NAME

LAST VALUE PLOTTED  
DATE VALUE

CHART 3. GOLD PRICE IN LONDON, AFTERNOON FIXING

U.S. DOLLARS PER FINE OUNCE	AUG. 21	335.48
-----------------------------	---------	--------

CHART 4. CALL MONEY RATES

U.S. FEDERAL FUNDS	AUG. 21	8.06
OVERNIGHT EURO-DOLLAR DEPOSITS	AUG. 21	8.07
U.K.	AUG. 21	11.80
CANADA	AUG. 21	8.82
GERMANY	AUG. 21	4.63
JAPAN	AUG. 21	6.13
FRANCE	AUG. 21	9.70
NETHERLANDS	AUG. 21	5.72
SWITZERLAND	AUG. 21	2.00

CHART 5. 3-MONTH INTEREST RATES

U.S. 90-DAY CD'S, SECONDARY MARKET	AUG. 21	7.83
GERMAN INTERBANK LOAN	AUG. 21	4.69
JAPANESE GENSAKI RATE	AUG. 21	6.30
CANADIAN FINANCE PAPER	AUG. 21	9.16
INTERBANK STERLING	AUG. 21	11.33
SWISS INTERBANK LOAN	AUG. 21	4.63
FRENCH INTERBANK RATE	AUG. 21	9.77
NETHERLANDS INTERBANK RATE	AUG. 21	5.76
WEIGHTED AVERAGE FOREIGN INTEREST RATE (G-10 COUNTRIES PLUS SWITZERLAND)	AUG. 21	7.82

CHART 6. EURO-DOLLAR DEPOSIT RATES: LONDON

OVERNIGHT	AUG. 21	8.07
7-DAY	AUG. 21	7.88
1-MONTH	AUG. 21	7.89
3-MONTH	AUG. 21	7.99
6-MONTH	AUG. 21	8.18
1-YEAR	AUG. 21	8.56

CHART 7. SELECTED EURO-DOLLAR AND U.S. MONEY MARKET RATES

OVERNIGHT EURO-DOLLAR DEPOSITS	AUG. 21	8.07
U.S. FEDERAL FUNDS	AUG. 21	8.06
DIFFERENTIAL	AUG. 21	0.02
3-MONTH EURO-DOLLAR DEPOSIT RATE	AUG. 21	7.99
U.S. 90-DAY CD'S, SECONDARY MARKET	AUG. 21	7.83
DIFFERENTIAL	AUG. 21	0.16

SERIES NAME

LAST VALUE PLOTTED  
DATE VALUE

CHART 8. INTEREST ARBITRAGE, 3-MONTH FUNDS

EURO-DOLLAR DEPOSIT	AUG. 21	7.99
INTERBANK STERLING (LONDON), COVERED	AUG. 21	8.08
DIFFERENTIAL	AUG. 21	-0.09
U.S. COMMERCIAL PAPER	AUG. 21	7.71
CANADIAN FINANCE PAPER, COVERED	AUG. 21	8.15
DIFFERENTIAL	AUG. 21	-0.44
EURO-DOLLAR DEPOSIT	AUG. 21	7.99
INTERBANK DM (FRANKFURT), COVERED	AUG. 21	8.28
DIFFERENTIAL	AUG. 21	-0.29
EURO-DOLLAR DEPOSIT	AUG. 21	7.99
SWISS INTERBANK, COVERED	AUG. 21	8.12
DIFFERENTIAL	AUG. 21	-0.13

CHART 9. LONG TERM GOVERNMENT BOND YIELDS

UNITED STATES	AUG. 16	10.37
GERMANY	AUG. 16	6.42
JAPAN (MONTHLY)	JAN.	6.29
SWITZERLAND	AUG. 9	4.84
CANADA	AUG. 9	10.92
FRANCE	AUG. 9	11.61
NETHERLANDS (MONTHLY)	JUNE	7.39
UNITED KINGDOM	AUG. 16	9.86

U.S. CORPORATE

AAA BONDS	JULY	10.97
-----------	------	-------

CHART 10. STOCK INDICES

UNITED STATES	AUG. 14	192.45
UNITED KINGDOM	AUG. 14	212.38
CANADA	AUG. 14	275.65
GERMANY	AUG. 14	207.08
SWITZERLAND	AUG. 14	153.98
NETHERLANDS	AUG. 14	228.20
FRANCE	AUG. 14	217.35
JAPAN	AUG. 14	265.16

# FEDERAL RESERVE statistical release



H.10 (512)

AUGUST 23, 1985

## FOREIGN EXCHANGE RATES

FOR THE WEEK ENDING AUGUST 23, 1985

The Board of Governors of the Federal Reserve System is advised that the Federal Reserve Bank of New York has certified for customs purposes the following noon buying rates in New York City for cable transfers payable in foreign currencies:

COUNTRY	MONETARY UNIT	(CURRENCY UNITS PER DOLLAR)				
		AUG. 19	AUG. 20	AUG. 21	AUG. 22	AUG. 23
*AUSTRALIA	DOLLAR	70.60	70.90	70.65	70.60	70.40
AUSTRIA	SCHILLING	19.420	19.385	19.515	19.240	19.335
BELGIUM	FRANC	56.000	56.350	56.070	55.650	55.710
BRAZIL	CRUZEIRO	6750.00	6770.00	6790.00	6820.00	6840.00
CANADA	DOLLAR	1.3560	1.3552	1.3550	1.3547	1.3547
CHINA, P. R.	YUAN	2.9081	2.9081	2.9168	2.9168	2.9168
DENMARK	KRONE	10.0150	10.0750	10.0325	9.9735	10.0000
FINLAND	MARKKA	5.8950	5.9300	5.9250	5.8645	5.8900
FRANCE	FRANC	8.4360	8.4850	8.4500	8.3825	8.4100
GERMANY	D. MARK	2.7640	2.7785	2.7670	2.7425	2.7530
GREECE	DRACHMA	131.000	131.000	131.950	131.000	131.000
HONG KONG	DOLLAR	7.8000	7.8030	7.8065	7.8010	7.8020
INDIA	RUPEE	11.8300	11.8800	11.9200	11.8300	11.9200
*IRELAND	POUND	112.35	111.85	112.45	113.20	113.00
ISRAEL	SHEKEL	NA	NA	NA	NA	NA
ITALY	LIRA	1854.00	1860.00	1855.00	1842.00	1850.00
JAPAN	YEN	236.85	237.40	237.00	235.85	236.50
MALAYSIA	RINGGIT	2.4600	2.4695	2.4650	2.4610	2.4615
MEXICO	PESO	336.0000	340.0000	341.0000	342.0000	339.5000
NETHERLANDS	GUILDER	3.1135	3.1300	3.1150	3.0855	3.1000
*NEW ZEALAND	DOLLAR	52.400	53.600	53.900	53.900	53.900
NORWAY	KRONE	8.1775	8.3000	8.2200	8.1540	8.1630
PHILIPPINES	PESO	NA	NA	NA	NA	NA
PORTUGAL	ESCUDO	166.000	167.200	166.750	165.500	166.200
SINGAPORE	DOLLAR	2.2200	2.2425	2.2335	2.2250	2.2345
*SOUTH AFRICA	RAND	41.30	41.20	40.00	40.00	40.30
SOUTH KOREA	WON	885.20	885.20	885.70	885.90	885.70
SPAIN	PESETA	162.950	163.400	163.950	161.800	162.750
SRI LANKA	RUPEE	27.393	27.393	27.398	27.363	27.363
SWEDEN	KRONA	8.2500	8.2825	8.2825	8.2180	8.2300
SWITZERLAND	FRANC	2.2615	2.2790	2.2680	2.2440	2.2530
TAIWAN	DOLLAR	40.570	40.550	40.520	NA	NA
THAILAND	BAHT	26.760	26.760	26.850	26.740	26.780
*UNITED KINGDOM	POUND	139.90	138.90	139.23	140.75	140.10
VENEZUELA	BOLIVAR	NA	NA	NA	NA	NA
MEMO:						
*UNITED STATES	DOLLAR	136.37	136.99	136.57	135.56	135.99

\*INDEX OF WEIGHTED AVERAGE EXCHANGE VALUE OF U.S. DOLLAR AGAINST CURRENCIES OF OTHER G-11 COUNTRIES. MARCH 1973 = 100. WEIGHTS ARE 1972-76 GLOBAL TRADE OF EACH OF THE 10 COUNTRIES. SERIES REVISED AS OF AUGUST 1978. FOR DESCRIPTION AND BACK DATA, SEE "INDEX OF THE WEIGHTED-AVERAGE EXCHANGE VALUE OF THE U.S. DOLLAR: REVISION" ON PAGE 700 OF THE AUGUST 1978 FEDERAL RESERVE BULLETIN.

\*VALUE IS U.S. CENTS