

5-440

(516/517)

DATA FILE  
LIBRARY  
FEDERAL RESERVE BANK  
OF CHICAGO

LIBRARY  
AUG 23 1985  
FEDERAL RESERVE  
BANK OF CHICAGO

# Selected Interest & Exchange Rates

## Weekly Series of Charts

August 19, 1985

Prepared by the  
FINANCIAL MARKETS  
SECTION

DIVISION OF  
INTERNATIONAL FINANCE

BOARD OF GOVERNORS  
FEDERAL RESERVE SYSTEM  
Washington, D.C. 20551

---

# Table of Contents

## TABLES

1. LATEST FIGURES PLOTTED
2. DAILY CERTIFIED SPOT EXCHANGE RATES--  
H.10 RELEASE

## CHARTS

1. SPOT EXCHANGE RATE INDICES
2. 3-MONTH FORWARD EXCHANGE RATES
3. GOLD PRICE--LONDON
4. CALL MONEY RATES
5. 3-MONTH INTEREST RATES
6. EURO-DOLLAR DEPOSIT RATES
7. SELECTED EURO-DOLLAR AND U.S. MONEY MARKET RATES
8. INTEREST ARBITRAGE: 3-MONTH FUNDS
9. LONG-TERM GOVERNMENT BOND YIELDS
10. INDUSTRIAL STOCK INDICES

## SUBSCRIPTION RATES:

Weekly \$15.00 per year or \$.40 each in the United States, its possessions, Canada, and Mexico; 10 or more of the same issue to one address, \$13.50 per year or \$.35 each. Elsewhere, \$20.00 per year or \$.50 each. Address requests to Publications Services, Division of Administrative Services, and make payment remittance payable to the order of the Board of Governors of the Federal Reserve System in a form collectible at par in U.S. Currency.

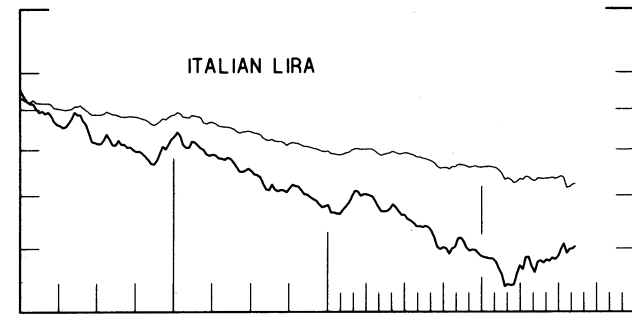
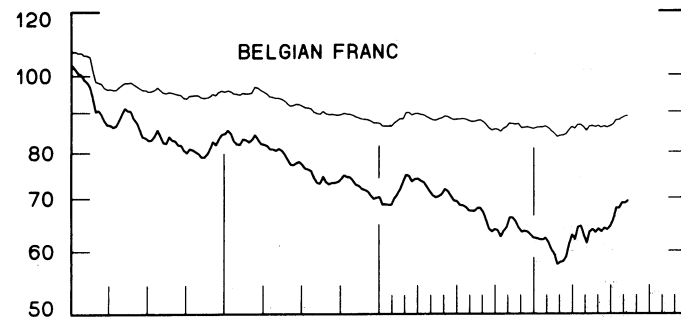
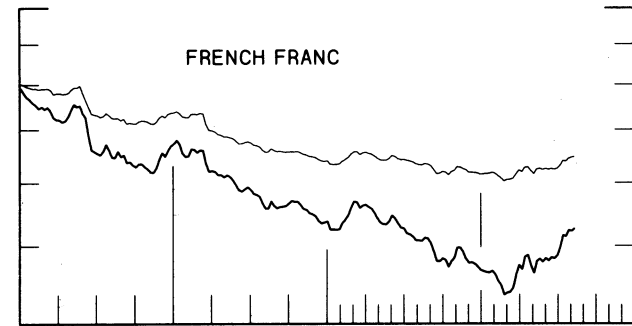
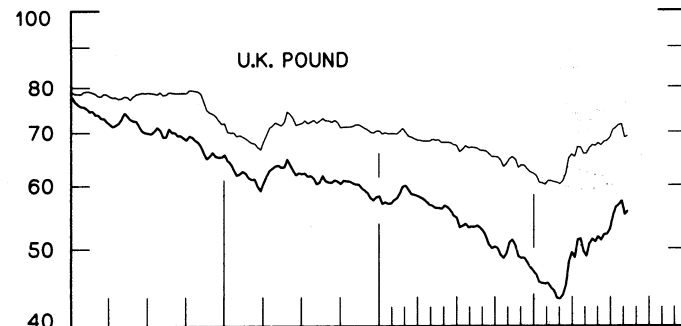
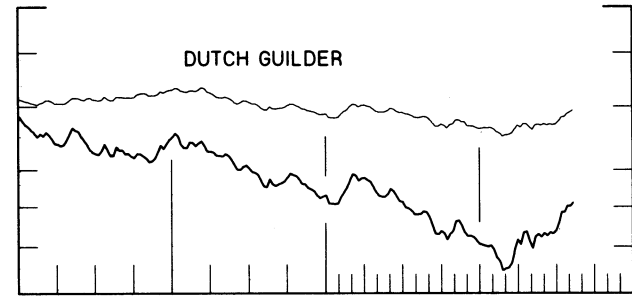
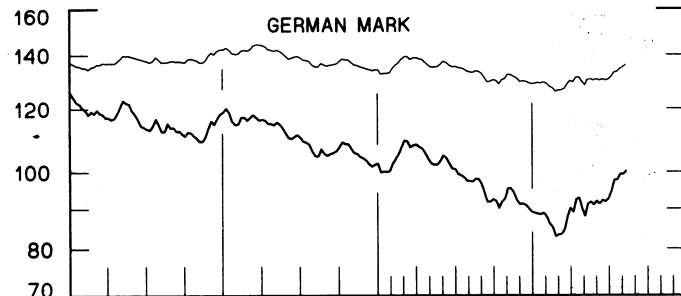
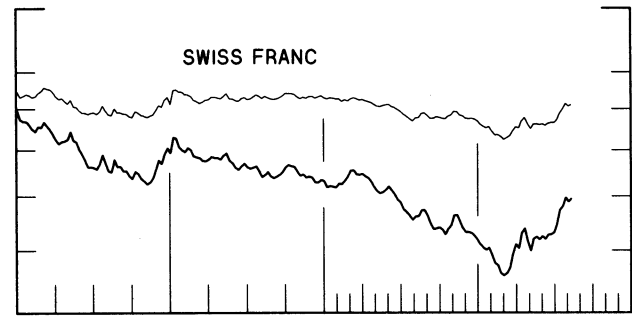
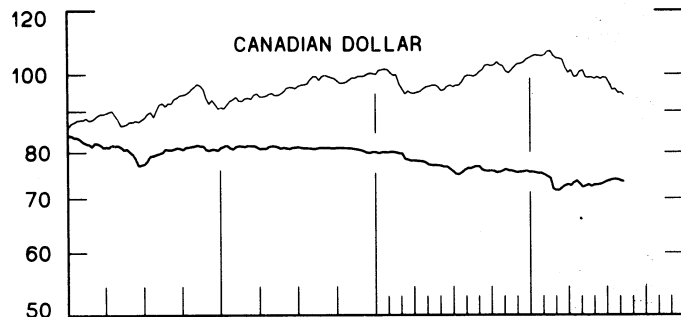
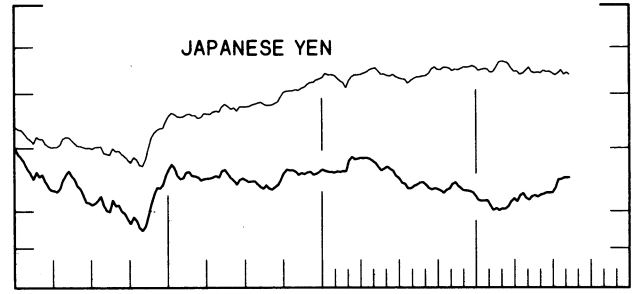
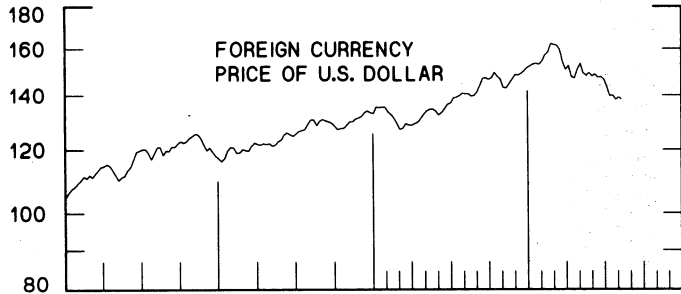
CHART 1

# SPOT EXCHANGE INDICES

DOLLAR PRICES OF FOREIGN CURRENCIES AND WEIGHTED AVERAGE VALUES (THIN LINE)  
AVERAGES FOR WEEK ENDING WEDNESDAY

RATIO SCALE  
MARCH 1973=100

RATIO SCALE  
MARCH 1973=100



1983

1985

1983

1985

CHART 2  
**3-MONTH FORWARD EXCHANGE RATES**

PREMIUM (+) OR (-)  
 AVERAGES FOR WEEK ENDING WEDNESDAY

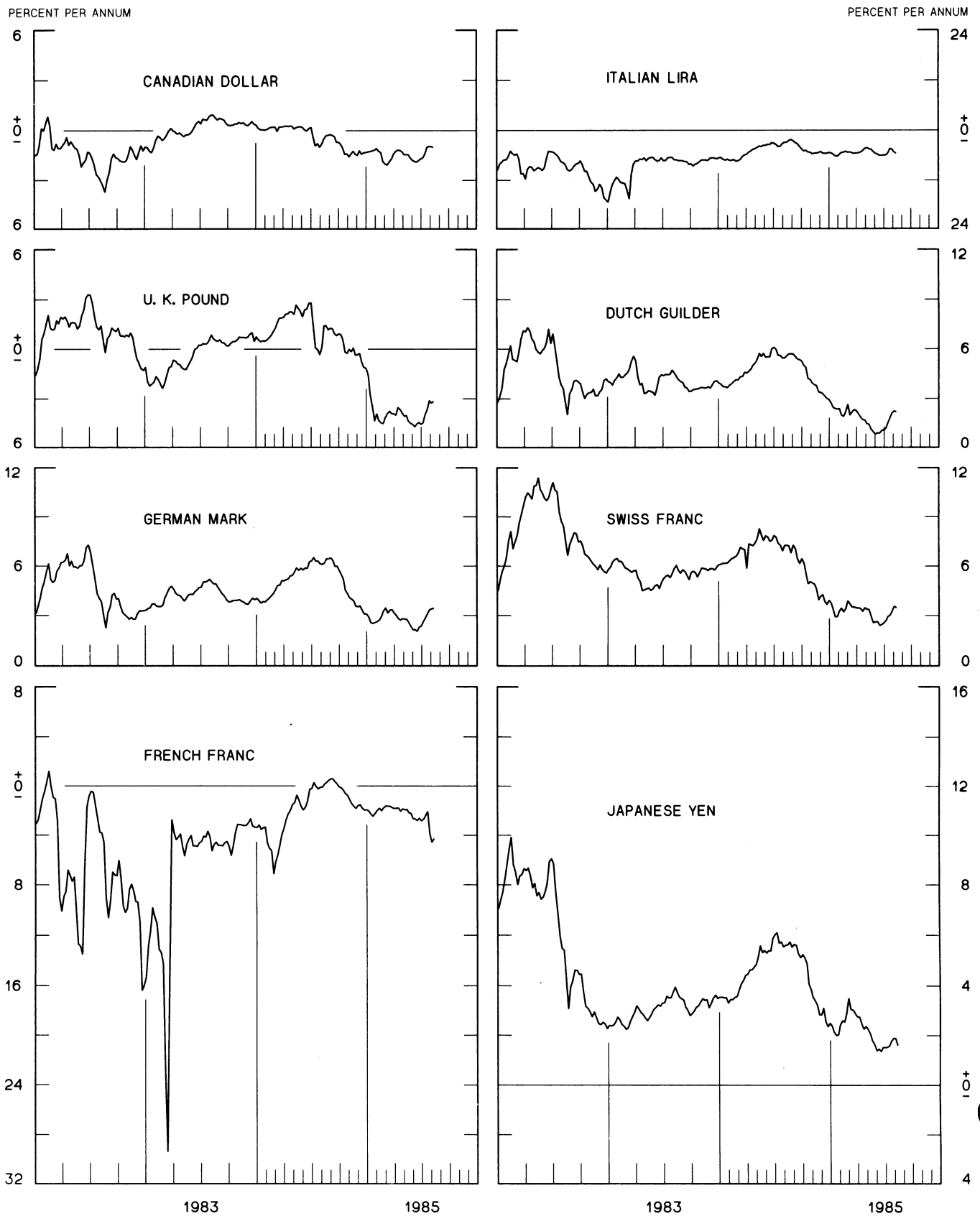


CHART 3  
PRICE OF GOLD IN LONDON  
AVERAGES FOR WEEK ENDING WEDNESDAY

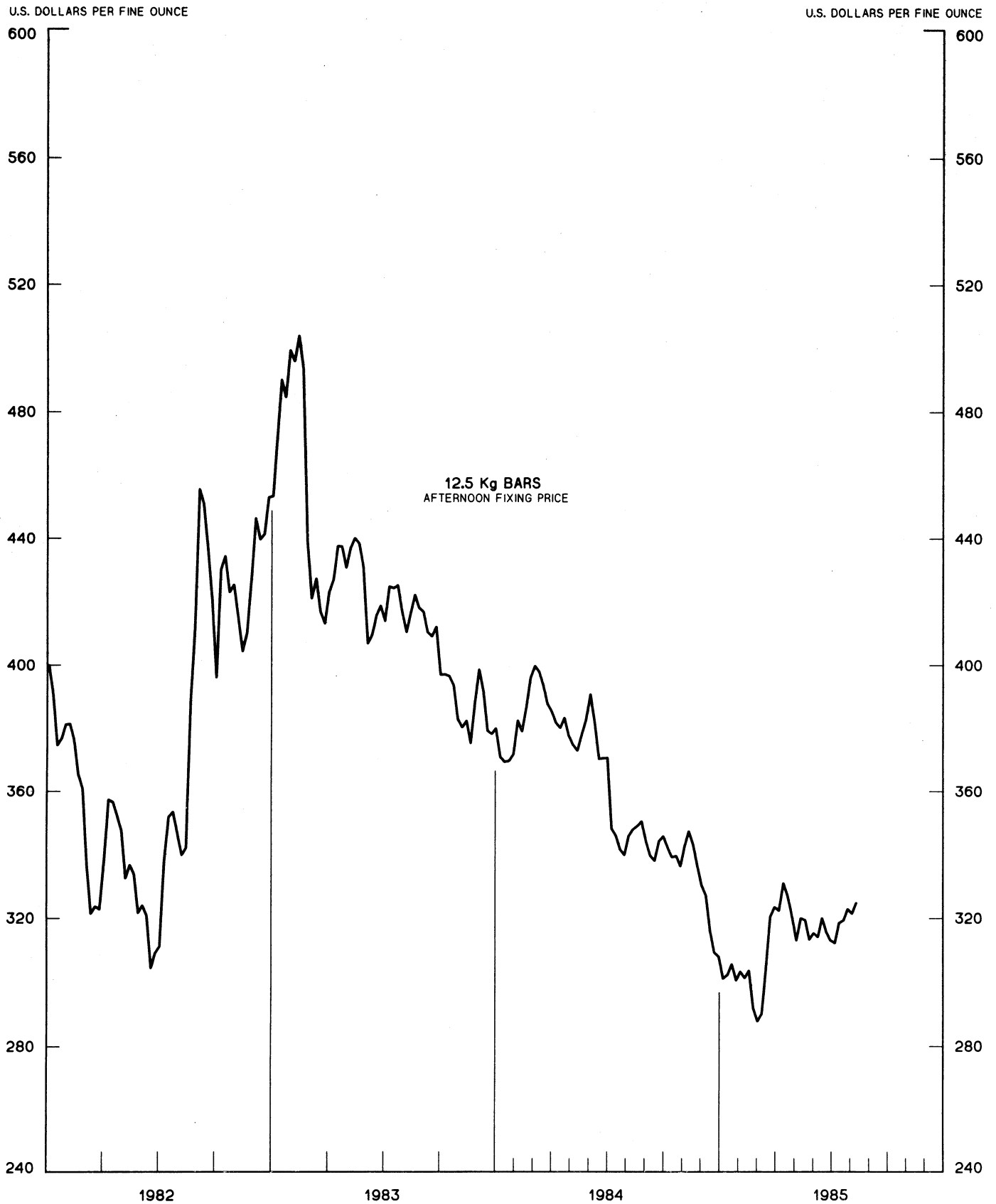


CHART 4  
**CALL MONEY RATES**  
 WEEKLY SERIES

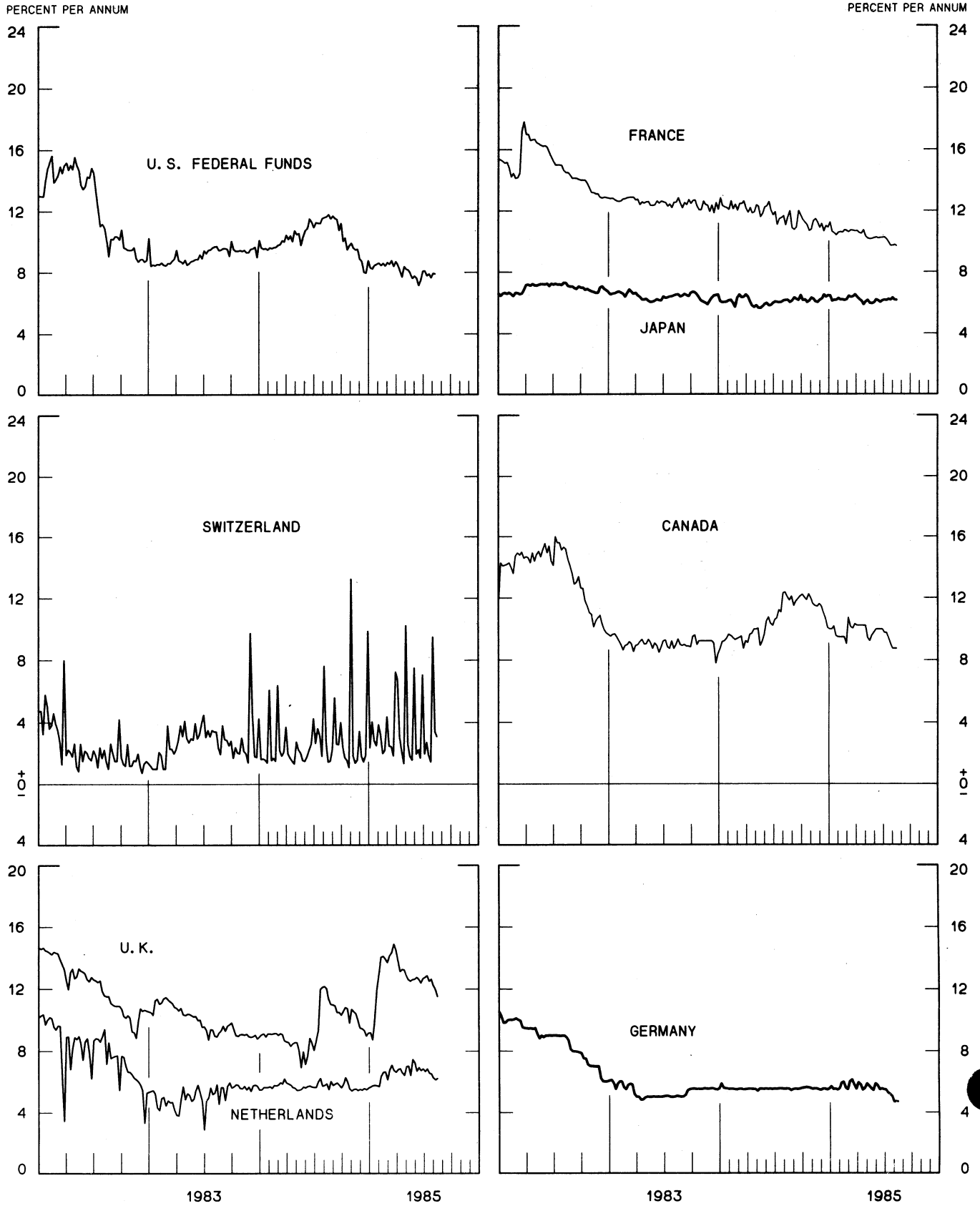


CHART 5  
**3-MONTH INTEREST RATES**  
 WEEKLY SERIES

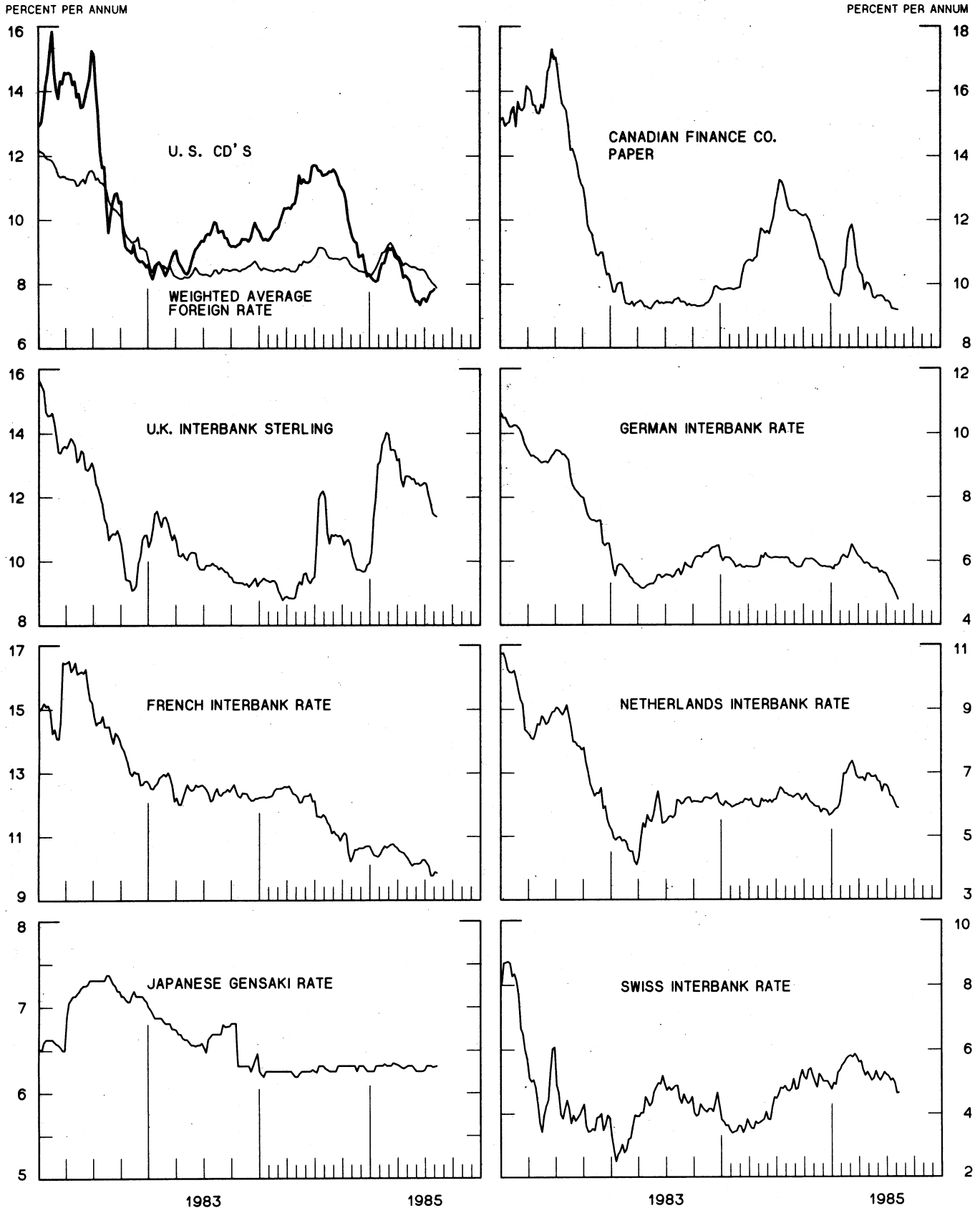
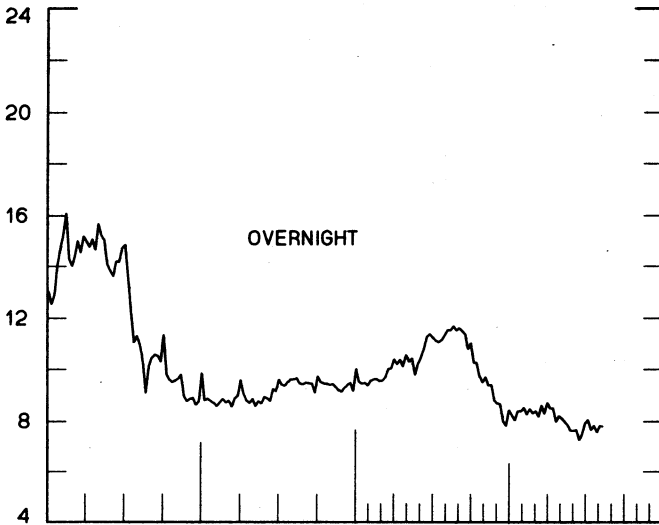
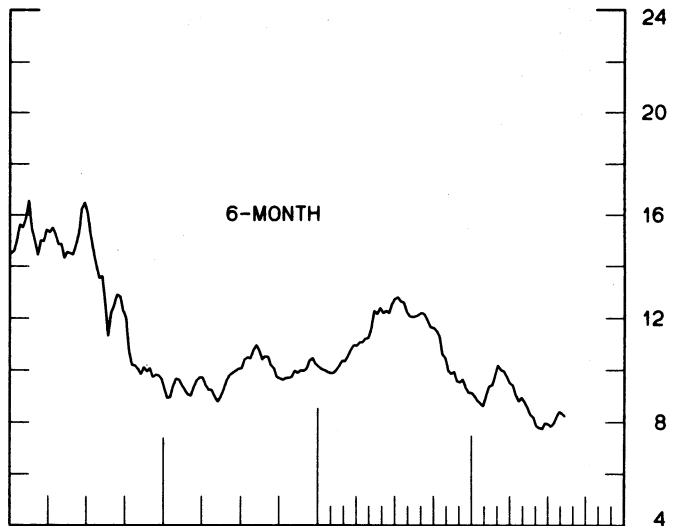
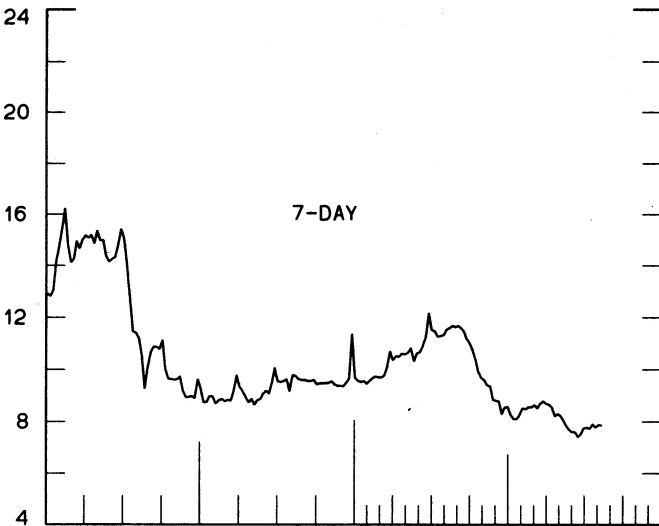
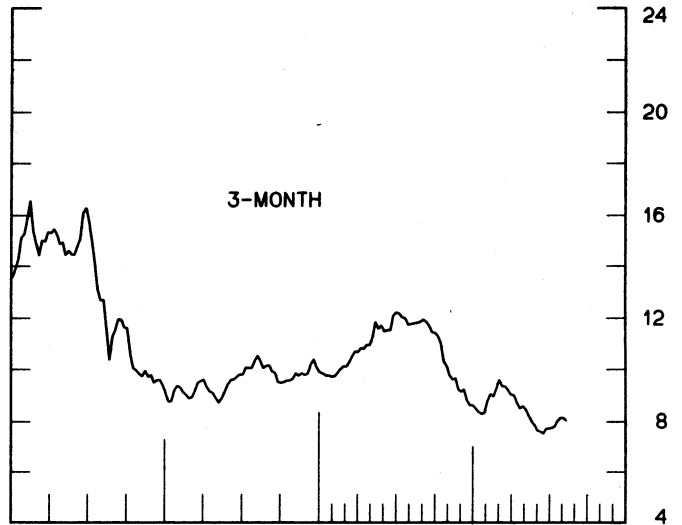


CHART 6  
**EURO-DOLLAR DEPOSIT RATES LONDON**  
AVERAGES FOR WEEK ENDING WEDNESDAY

PERCENT PER ANNUM



PERCENT PER ANNUM



1983

1985

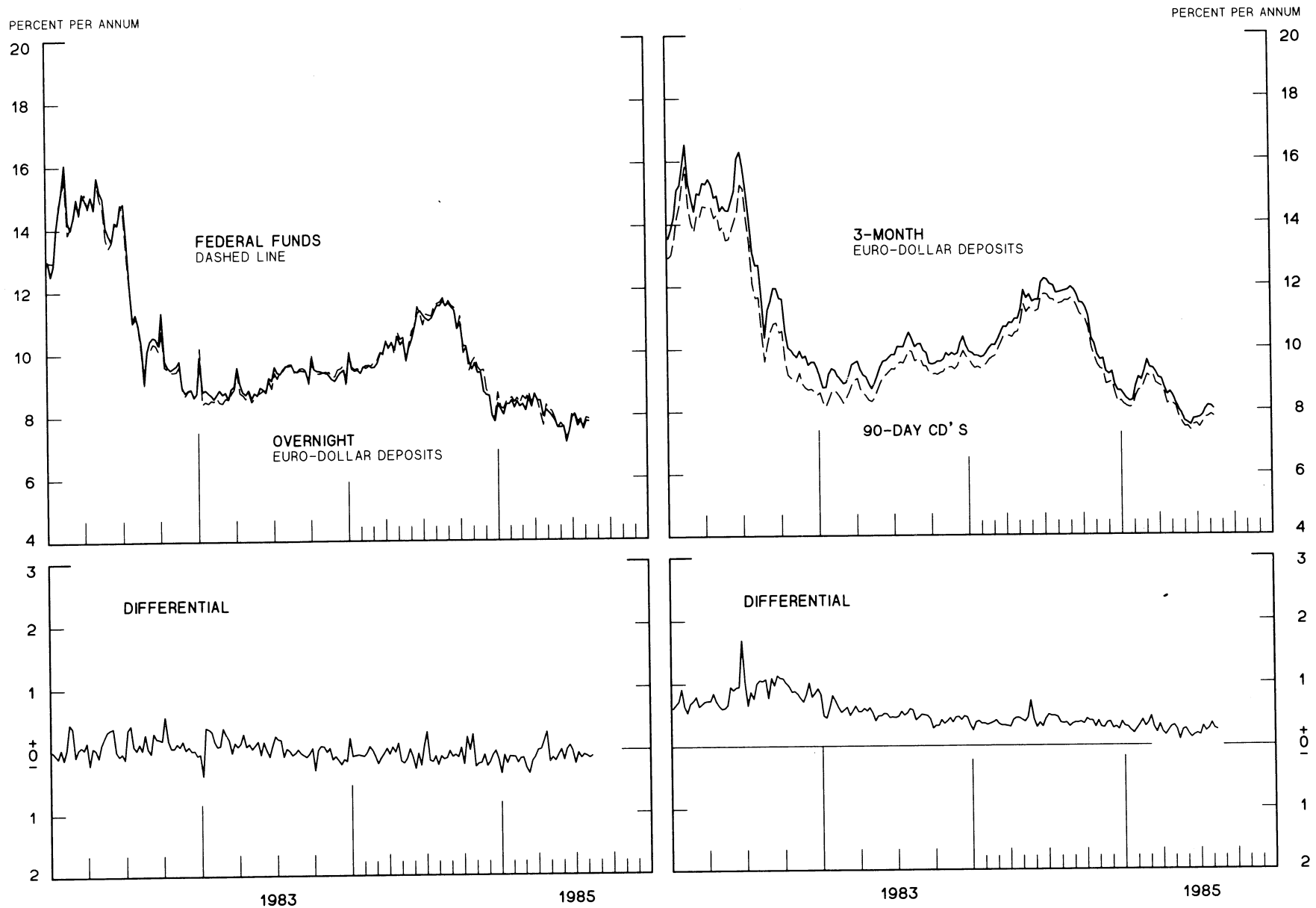
1983

1985



CHART 7  
**SELECTED EURO-DOLLAR AND U. S. MONEY MARKET RATES**

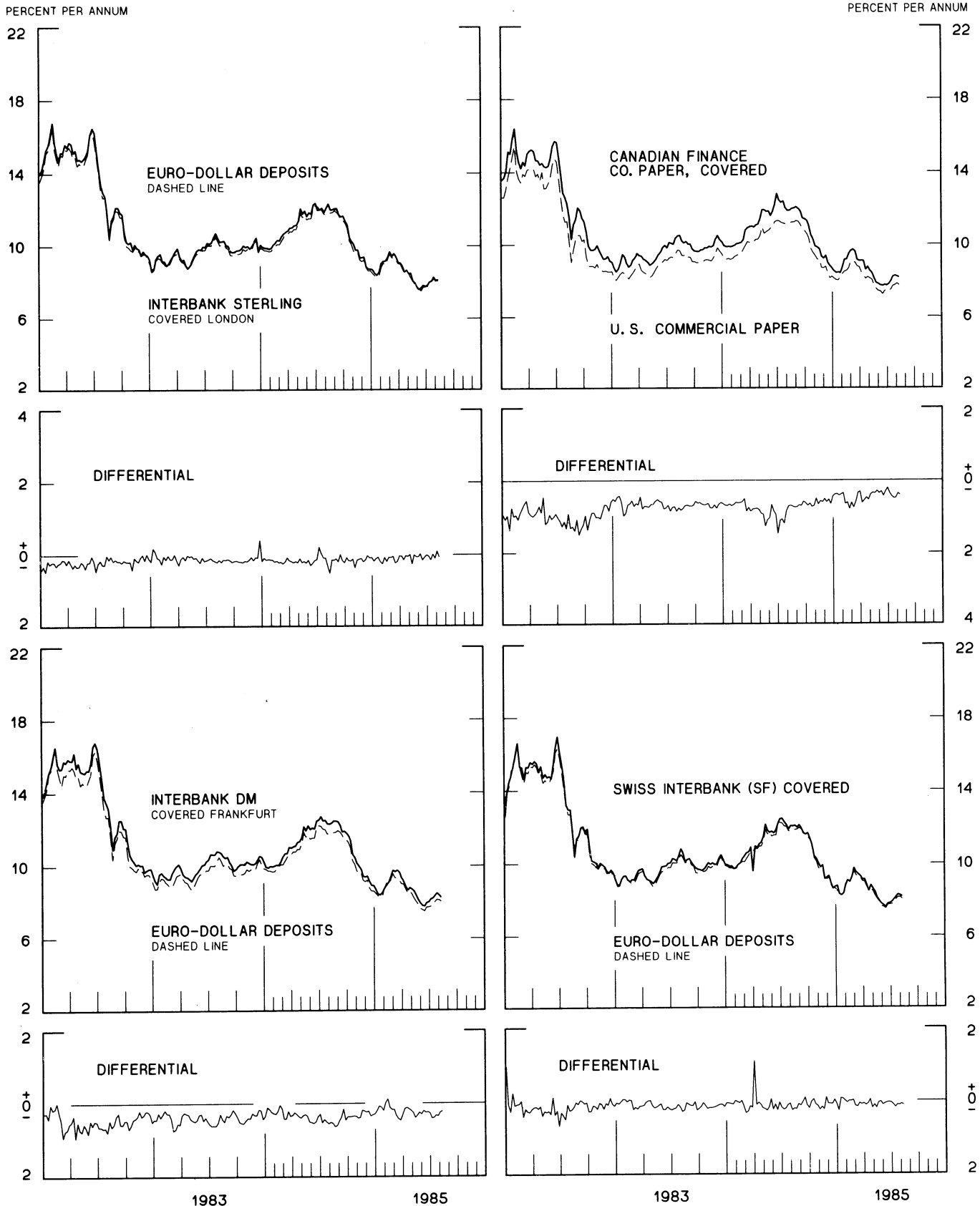
DIFFERENTIAL: PLUS(+), FAVORS BORROWING IN U. S.  
 AVERAGES FOR WEEK ENDING WEDNESDAY



1 PERCENT ON DIFFERENTIAL SCALE = 2 PERCENT ON RATE SCALE

# INTEREST ARBITRAGE: 3-MONTH FUNDS

DIFFERENTIAL: PLUS(+), INDICATES FAVOR DOLLAR ASSETS  
AVERAGES FOR WEEK ENDING WEDNESDAY



1 PERCENT ON DIFFERENTIAL SCALE = 2 PERCENT ON RATE SCALE

CHART 9  
**LONG-TERM GOVERNMENT BOND YIELDS**  
 WEEKLY SERIES

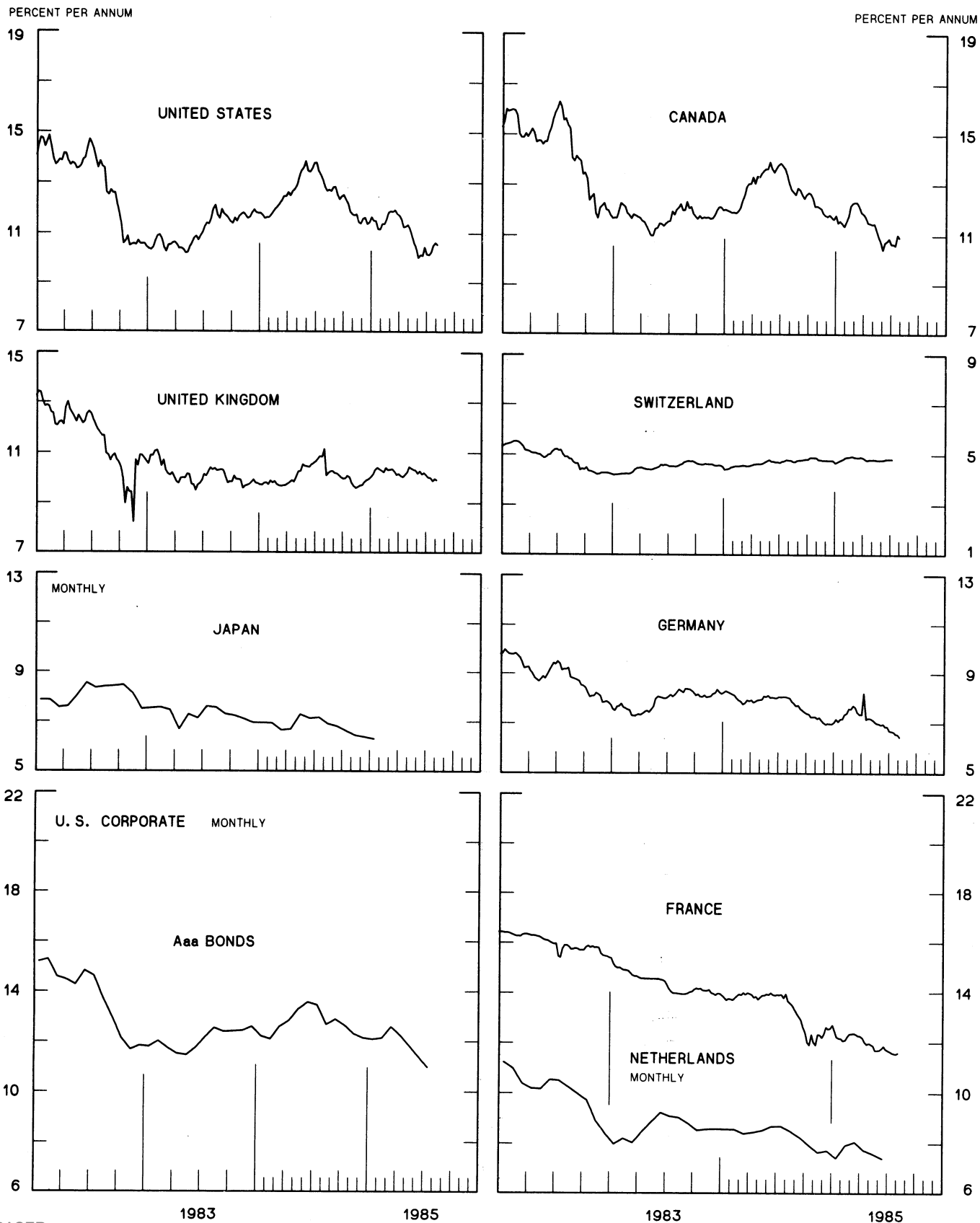
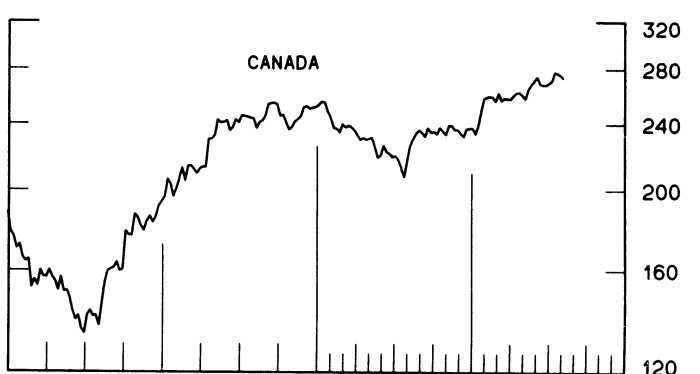
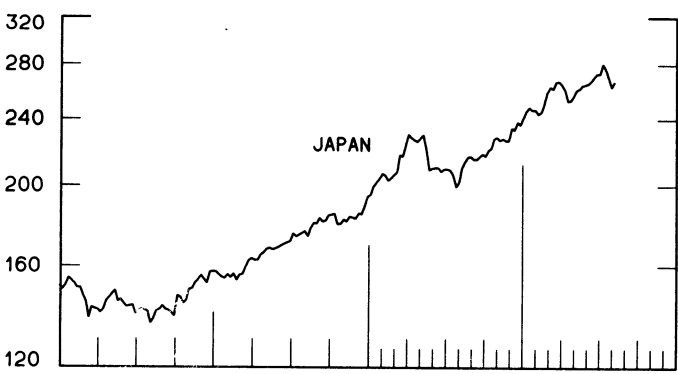
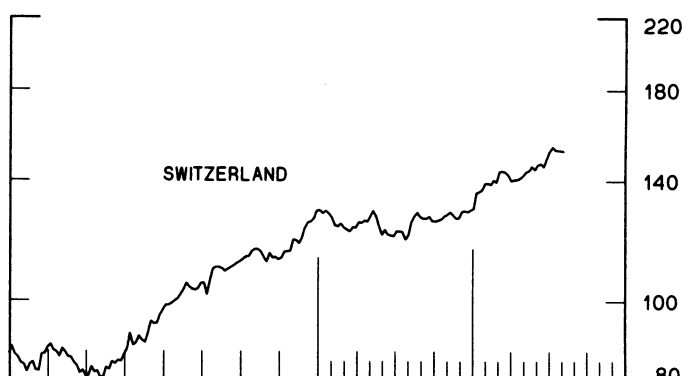
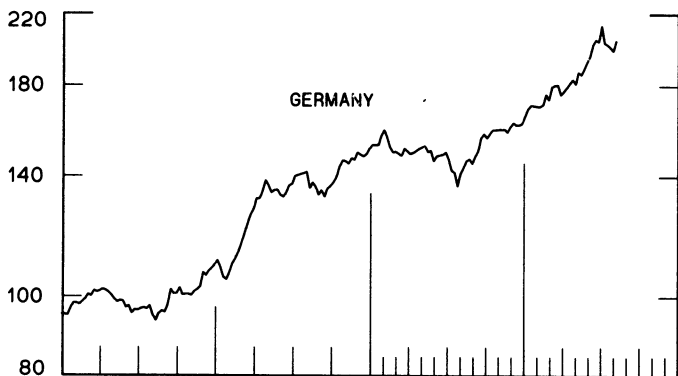
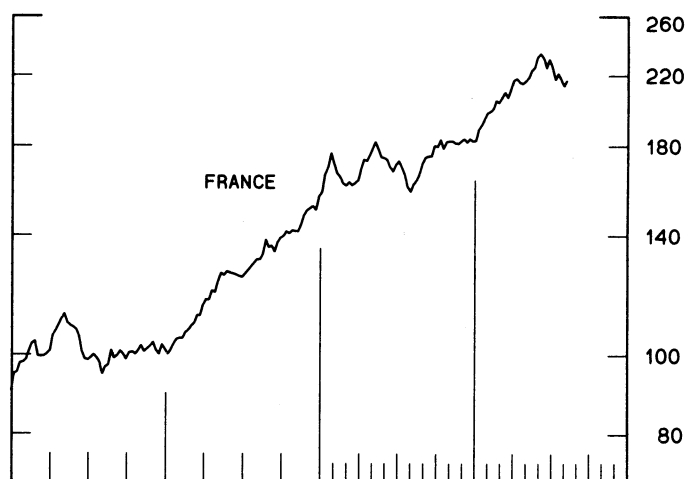
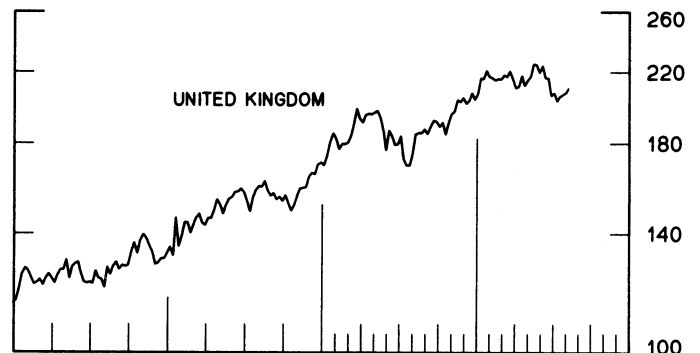
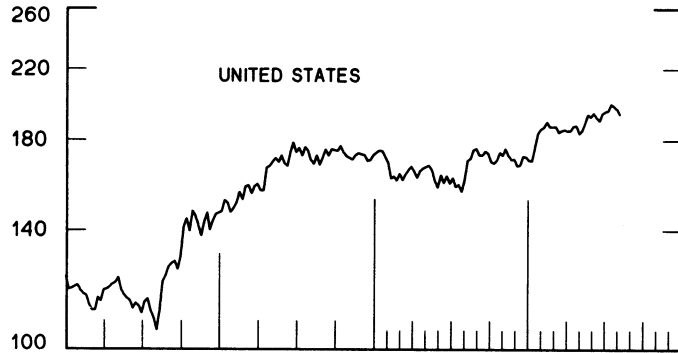


CHART 10  
**INDUSTRIAL STOCK INDICES**  
 WEEKLY SERIES

RATIO SCALE  
 1969=100

RATIO SCALE  
 1969=100



1983

1985

1983

1985

LAST VALUE PLOTTED  
DATE VALUE

SERIES NAME

CHART 1. SPOT EXCHANGE RATES AND INDICES

WEEKLY AVERAGES, NOON BUYING RATES (U. S. CENTS)

GERMAN MARK	AUG. 14	35.62
JAPANESE YEN	AUG. 14	0.42028
DUTCH GUILDER	AUG. 14	31.69
U. K. POUND	AUG. 14	137.37
CANADIAN DOLLAR	AUG. 14	73.58
FRENCH FRANC	AUG. 14	11.65
SWISS FRANC	AUG. 14	43.16
BELGIAN FRANC	AUG. 14	1.76051
ITALIAN LIRA	AUG. 14	0.05313
SWEDISH KRONA	AUG. 14	11.99

INDICES, MARCH 1973 BASE RATES = 100

GERMAN MARK	AUG. 14	100.21
JAPANESE YEN	AUG. 14	110.04
DUTCH GUILDER	AUG. 14	90.98
U. K. POUND	AUG. 14	55.56
CANADIAN DOLLAR	AUG. 14	73.33
FRENCH FRANC	AUG. 14	52.50
SWISS FRANC	AUG. 14	138.85
BELGIAN FRANC	AUG. 14	69.37
ITALIAN LIRA	AUG. 14	30.18

WEIGHTED AVERAGE EXCHANGE VALUE INDICES, MAR 1973 = 100  
(G-10 COUNTRIES PLUS SWITZERLAND)

U. S. DOLLAR	AUG. 14	138.19
GERMAN MARK	AUG. 14	135.93
JAPANESE YEN	AUG. 14	148.02
DUTCH GUILDER	AUG. 14	118.66
U. K. POUND	AUG. 14	69.23
CANADIAN DOLLAR	AUG. 14	94.18
FRENCH FRANC	AUG. 14	64.76
SWISS FRANC	AUG. 14	182.12
BELGIAN FRANC	AUG. 14	88.96
ITALIAN LIRA	AUG. 14	36.22
SWEDISH KRONA	AUG. 14	67.63

CHART 2. 3-MONTH FORWARD EXCHANGE RATES, PREMIUM OR DISCOUNT

CANADIAN DOLLAR	AUG. 14	-1.02
U. K. POUND	AUG. 14	-3.18
GERMAN MARK	AUG. 14	3.41
FRENCH FRANC	AUG. 14	-4.30
SWISS FRANC	AUG. 14	3.45
DUTCH GUILDER	AUG. 14	2.16
JAPANESE YEN	AUG. 14	1.60
ITALIAN LIRA	AUG. 14	-5.61

SERIES NAME

LAST VALUE PLOTTED  
DATE VALUE

CHART 3. GOLD PRICE IN LONDON, AFTERNOON FIXING

U.S. DOLLARS PER FINE OUNCE

AUG. 14 324.66

CHART 4. CALL MONEY RATES

U.S. FEDERAL FUNDS  
OVERNIGHT EURO-DOLLAR DEPOSITS  
U.K.  
CANADA  
GERMANY  
JAPAN  
FRANCE  
NETHERLANDS  
SWITZERLAND

AUG. 14 7.88  
AUG. 14 7.79  
AUG. 14 11.50  
AUG. 14 8.75  
AUG. 14 4.71  
AUG. 14 6.15  
AUG. 14 9.67  
AUG. 14 6.20  
AUG. 14 3.05

CHART 5. 3-MONTH INTEREST RATES

U.S. 90-DAY CD'S, SECONDARY MARKET  
GERMAN INTERBANK LOAN  
JAPANESE GENSAKI RATE  
CANADIAN FINANCE PAPER  
INTERBANK STERLING  
SWISS INTERBANK LOAN  
FRENCH INTERBANK RATE  
NETHERLANDS INTERBANK RATE  
WEIGHTED AVERAGE FOREIGN INTEREST RATE  
(G-10 COUNTRIES PLUS SWITZERLAND)

AUG. 14 7.79  
AUG. 14 4.78  
AUG. 14 6.30  
AUG. 14 9.18  
AUG. 14 11.38  
AUG. 14 4.65  
AUG. 14 9.84  
AUG. 14 5.88  
AUG. 14 7.88

CHART 6. EURO-DOLLAR DEPOSIT RATES: LONDON

OVERNIGHT  
7-DAY  
1-MONTH  
3-MONTH  
6-MONTH  
1-YEAR

AUG. 14 7.79  
AUG. 14 7.84  
AUG. 14 7.88  
AUG. 14 8.03  
AUG. 14 8.21  
AUG. 14 8.60

CHART 7. SELECTED EURO-DOLLAR AND U.S. MONEY MARKET RATES

OVERNIGHT EURO-DOLLAR DEPOSITS  
U.S. FEDERAL FUNDS  
DIFFERENTIAL  
  
3-MONTH EURO-DOLLAR DEPOSIT RATE  
U.S. 90-DAY CD'S, SECONDARY MARKET  
DIFFERENTIAL

AUG. 14 7.79  
AUG. 14 7.88  
AUG. 14 -0.09  
  
AUG. 14 8.03  
AUG. 14 7.79  
AUG. 14 0.24

SERIES NAME

LAST VALUE PLOTTED  
DATE VALUE

CHART 8. INTEREST ARBITRAGE, 3-MONTH FUNDS

EURO-DOLLAR DEPOSIT	AUG. 14	8.03
INTERBANK STERLING (LONDON), COVERED	AUG. 14	8.10
DIFFERENTIAL	AUG. 14	-0.08
U.S. COMMERCIAL PAPER	AUG. 14	7.71
CANADIAN FINANCE PAPER, COVERED	AUG. 14	8.13
DIFFERENTIAL	AUG. 14	-0.42
EURO-DOLLAR DEPOSIT	AUG. 14	8.03
INTERBANK DM (FRANKFURT), COVERED	AUG. 14	8.23
DIFFERENTIAL	AUG. 14	-0.21
EURO-DOLLAR DEPOSIT	AUG. 14	8.03
SWISS INTERBANK, COVERED	AUG. 14	8.14
DIFFERENTIAL	AUG. 14	-0.12

CHART 9. LONG TERM GOVERNMENT BOND YIELDS

UNITED STATES	AUG. 9	10.53
GERMANY	AUG. 9	6.44
JAPAN (MONTHLY)	JAN.	6.29
SWITZERLAND	JULY 12	4.83
CANADA	AUG. 2	10.91
FRANCE	AUG. 9	11.61
NETHERLANDS (MONTHLY)	JUNE	7.39
UNITED KINGDOM	AUG. 9	9.91
U.S. CORPORATE		
AAA BONDS	JULY	10.97

CHART 10. STOCK INDICES

UNITED STATES	AUG. 7	193.29
UNITED KINGDOM	AUG. 7	210.11
CANADA	AUG. 7	273.03
GERMANY	AUG. 7	204.11
SWITZERLAND	AUG. 7	151.87
NETHERLANDS	AUG. 7	224.72
FRANCE	AUG. 7	216.84
JAPAN	AUG. 7	266.57

# FEDERAL RESERVE statistical release



H.10 (512)

AUGUST 16, 1985

## FOREIGN EXCHANGE RATES

FOR THE WEEK ENDING AUGUST 16, 1985

The Board of Governors of the Federal Reserve System is advised that the Federal Reserve Bank of New York has certified for customs purposes the following noon buying rates in New York City for cable transfers payable in foreign currencies:

COUNTRY	MONETARY UNIT	(CURRENCY UNITS PER DOLLAR)				
		AUG. 12	AUG. 13	AUG. 14	AUG. 15	AUG. 16
*AUSTRALIA	DOLLAR	71.53	71.25	70.52	69.65	70.28
AUSTRIA	SCHILLING	19.690	19.575	19.605	19.408	19.410
BELGIUM	FRANC	56.570	56.400	56.570	56.100	56.100
BRAZIL	CRUZEIRO	6630.00	6650.00	6670.00	6700.00	6720.00
CANADA	DOLLAR	1.3588	1.3578	1.3571	1.3545	1.3537
CHINA, P. R.	YUAN	2.9081	2.9081	2.9081	2.9081	2.9081
DENMARK	KRONE	10.1000	10.0800	10.1025	10.0100	10.0050
FINLAND	MARKKA	5.9400	5.9250	5.9485	5.8950	5.8875
FRANCE	FRANC	8.5550	8.5200	8.5350	8.4450	8.4355
GERMANY	D. MARK	2.7980	2.7870	2.7910	2.7640	2.7580
GREECE	DRACHMA	132.000	131.200	131.450	129.700	130.900
HONG KONG	DOLLAR	7.7815	7.7810	7.7900	7.7895	7.7930
INDIA	RUPEE	11.9400	11.9000	11.9600	11.8900	11.8200
*IRELAND	POUND	111.45	111.90	111.43	112.45	112.45
ISRAEL	SHEKEL	NA	NA	NA	NA	NA
ITALY	LIRA	1879.50	1870.00	1871.00	1854.00	1854.00
JAPAN	YEN	237.30	237.35	238.00	237.15	236.85
MALAYSIA	RINGGIT	2.4595	2.4570	2.4610	2.4585	2.4565
MEXICO	PESO	335.0000	332.2500	336.0000	339.0000	336.0000
NETHERLANDS	GUILDER	3.1465	3.1320	3.1420	3.1115	3.1070
*NEW ZEALAND	DOLLAR	54.460	55.600	54.880	54.050	53.500
NORWAY	KRONE	8.2600	8.2250	8.2435	8.1750	8.1750
PHILIPPINES	PESO	NA	NA	NA	NA	NA
PORTUGAL	ESCUDO	167.500	166.500	167.000	166.000	166.000
SINGAPORE	DOLLAR	2.1970	2.1985	2.2110	2.2065	2.2050
*SOUTH AFRICA	RAND	47.90	45.55	44.50	44.60	41.50
SOUTH KOREA	WON	886.00	885.80	885.60	885.60	885.40
SPAIN	PESETA	164.950	164.400	164.700	163.200	165.500
SRI LANKA	RUPEE	27.423	27.393	27.398	27.393	27.393
SWEDEN	KRONA	8.3300	8.3050	8.3200	8.2500	8.2425
SWITZERLAND	FRANC	2.3035	2.2990	2.3020	2.2670	2.2590
TAIWAN	DOLLAR	40.560	40.530	40.540	40.580	40.600
THAILAND	BAHT	26.870	26.800	26.840	26.840	26.790
*UNITED KINGDOM	POUND	138.35	138.80	138.40	139.65	139.95
VENEZUELA	BOLIVAR	NA	NA	NA	NA	NA
MEMO:						
*UNITED STATES	DOLLAR	137.74	137.33	137.58	136.45	136.27

#INDEX OF WEIGHTED AVERAGE EXCHANGE VALUE OF U.S. DOLLAR AGAINST CURRENCIES OF OTHER G-11 COUNTRIES. MARCH 1973 = 100. WEIGHTS ARE 1972-76 GLOBAL TRADE OF EACH OF THE 10 COUNTRIES. SERIES REVISED AS OF AUGUST 1978. FOR DESCRIPTION AND BACK DATA, SEE "INDEX OF THE WEIGHTED-AVERAGE EXCHANGE VALUE OF THE U.S. DOLLAR: REVISION" ON PAGE 700 OF THE AUGUST 1978 FEDERAL RESERVE BULLETIN.

\*VALUE IS U.S. CENTS