

(516/517)

DATA FILE
LIBRARY
FEDERAL RESERVE BANK
OF CHICAGO

LIBRARY

JUL 03 1985

FEDERAL RESERVE
BANK OF CHICAGO

Selected Interest & Exchange Rates

Weekly Series of Charts

July 1, 1985

Prepared by the
FINANCIAL MARKETS
SECTION

DIVISION OF
INTERNATIONAL FINANCE

BOARD OF GOVERNORS
FEDERAL RESERVE SYSTEM
Washington, D.C. 20551

Table of Contents

TABLES

1. LATEST FIGURES PLOTTED
2. DAILY CERTIFIED SPOT
EXCHANGE RATES--
H.10 RELEASE

CHARTS

1. SPOT EXCHANGE RATE INDICES
2. 3-MONTH FORWARD EXCHANGE RATES
3. GOLD PRICE--LONDON
4. CALL MONEY RATES
5. 3-MONTH INTEREST RATES
6. EURO-DOLLAR DEPOSIT RATES
7. SELECTED EURO-DOLLAR AND
U.S. MONEY MARKET RATES
8. INTEREST ARBITRAGE: 3-MONTH FUNDS
9. LONG-TERM GOVERNMENT BOND YIELDS
10. INDUSTRIAL STOCK INDICES

SUBSCRIPTION RATES:

Weekly \$15.00 per year or \$.40 each in the United States, its possessions, Canada, and Mexico; 10 or more of the same issue to one address, \$13.50 per year or \$.35 each. Elsewhere, \$20.00 per year or \$.50 each. Address requests to Publications Services, Division of Administrative Services, and make payment remittance payable to the order of the Board of Governors of the Federal Reserve System in a form collectible at par in U.S. Currency.

SPOT EXCHANGE INDICES

DOLLAR PRICES OF FOREIGN CURRENCIES AND WEIGHTED AVERAGE VALUES (THIN LINE)
AVERAGES FOR WEEK ENDING WEDNESDAY

RATIO SCALE
MARCH 1973=100

RATIO SCALE
MARCH 1973=100

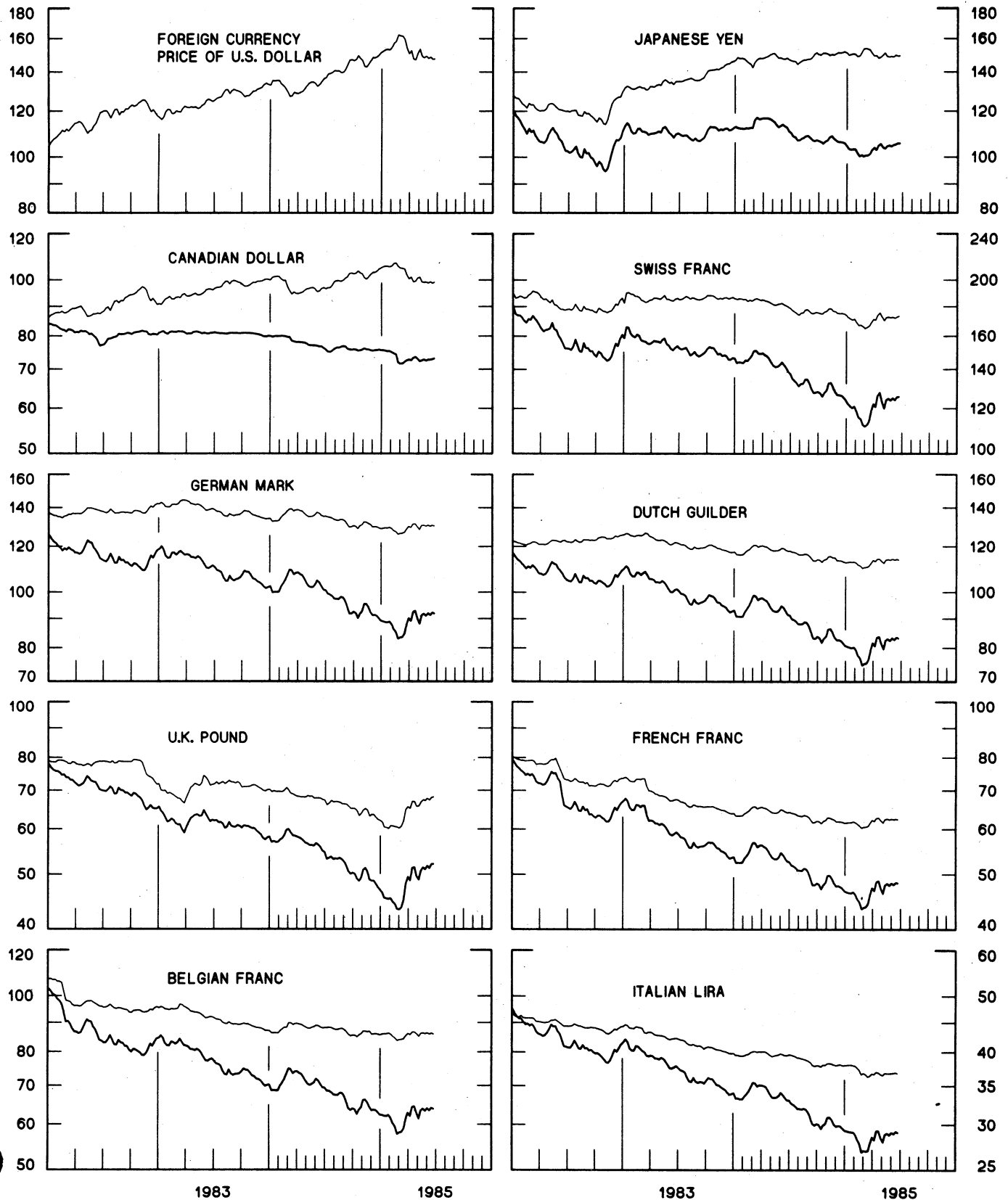


CHART 2
3-MONTH FORWARD EXCHANGE RATES

PREMIUM (+) OR (-)
AVERAGES FOR WEEK ENDING WEDNESDAY

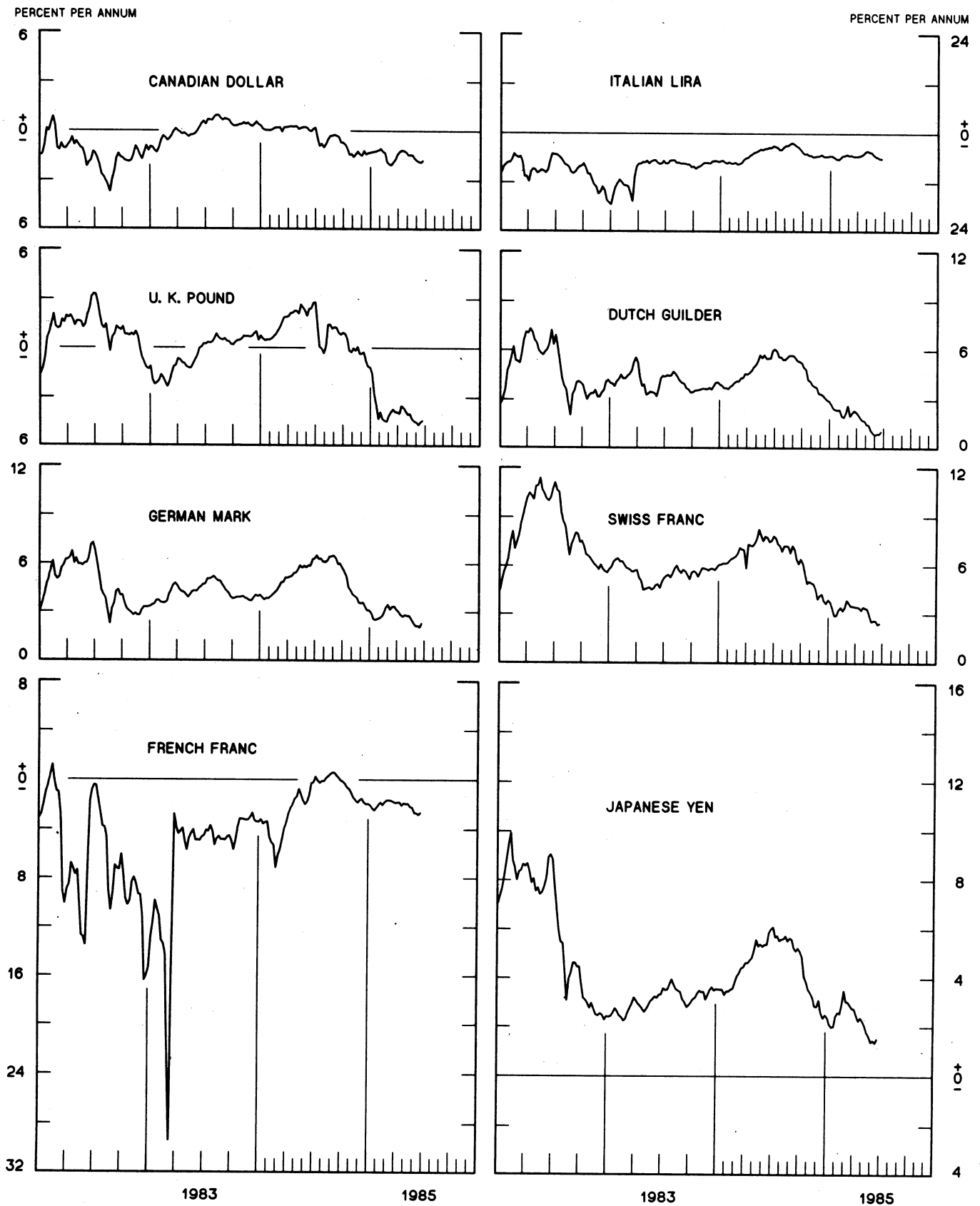


CHART 3
PRICE OF GOLD IN LONDON
AVERAGES FOR WEEK ENDING WEDNESDAY

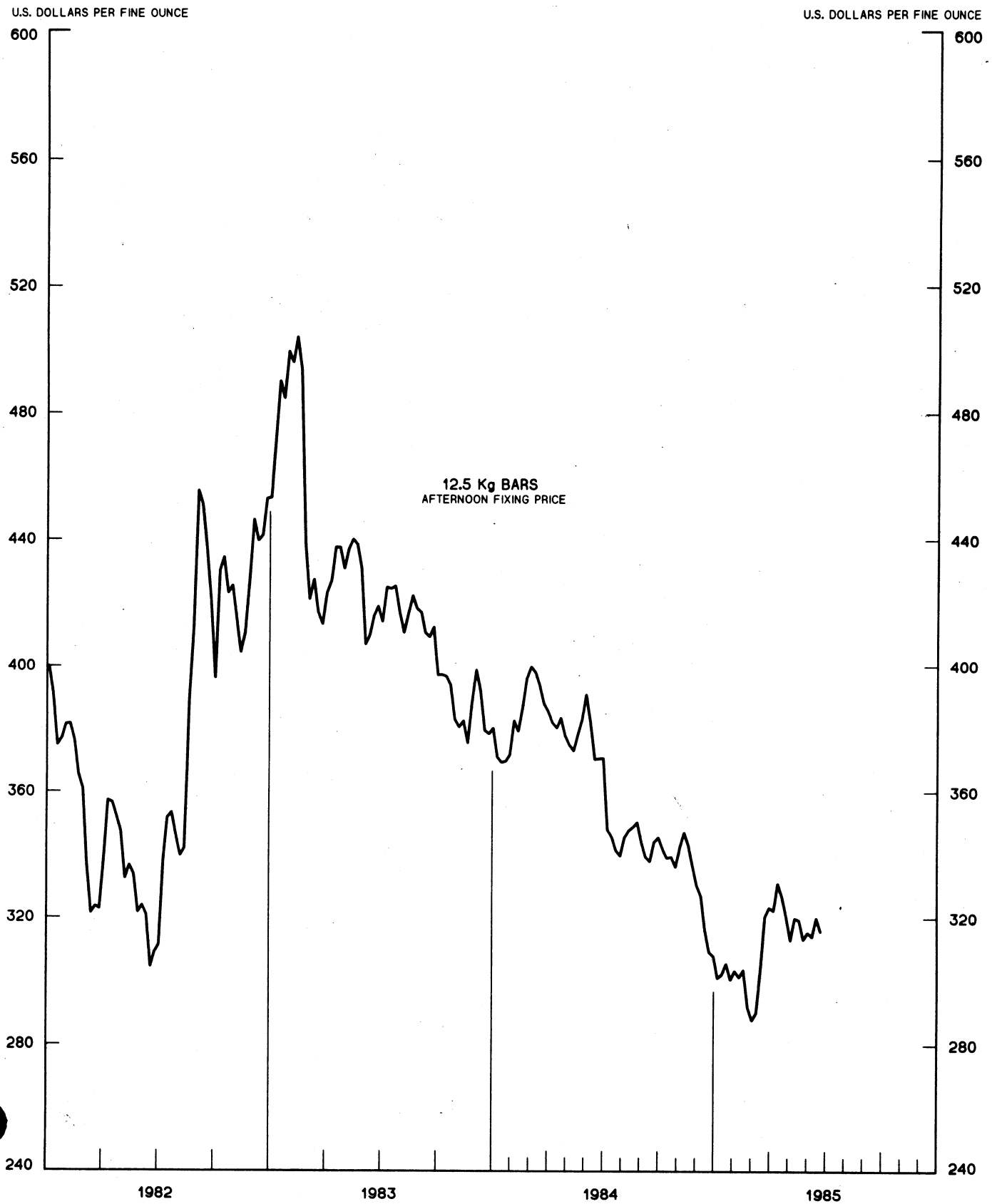


CHART 4
CALL MONEY RATES
WEEKLY SERIES

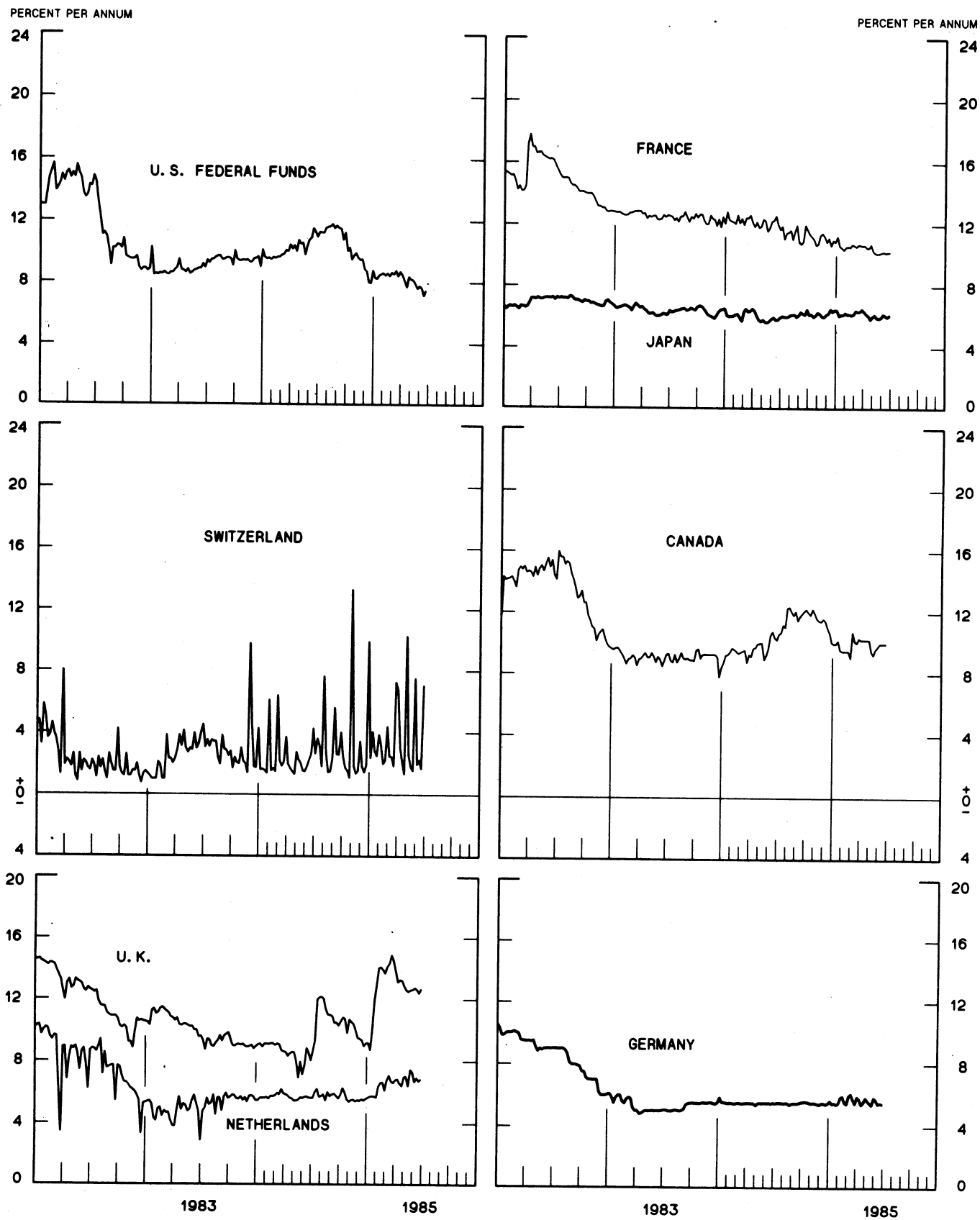


CHART 5
3-MONTH INTEREST RATES
 WEEKLY SERIES

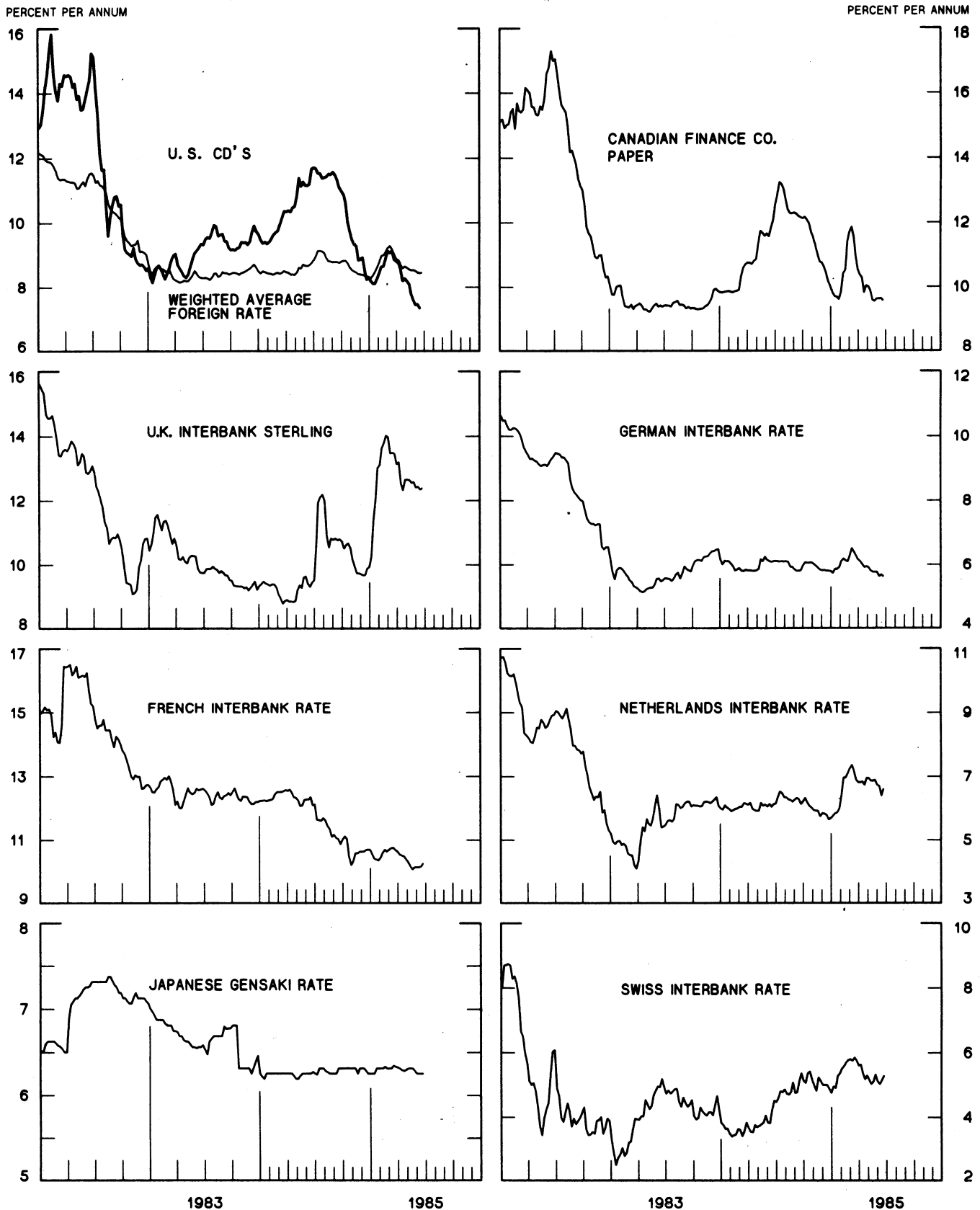
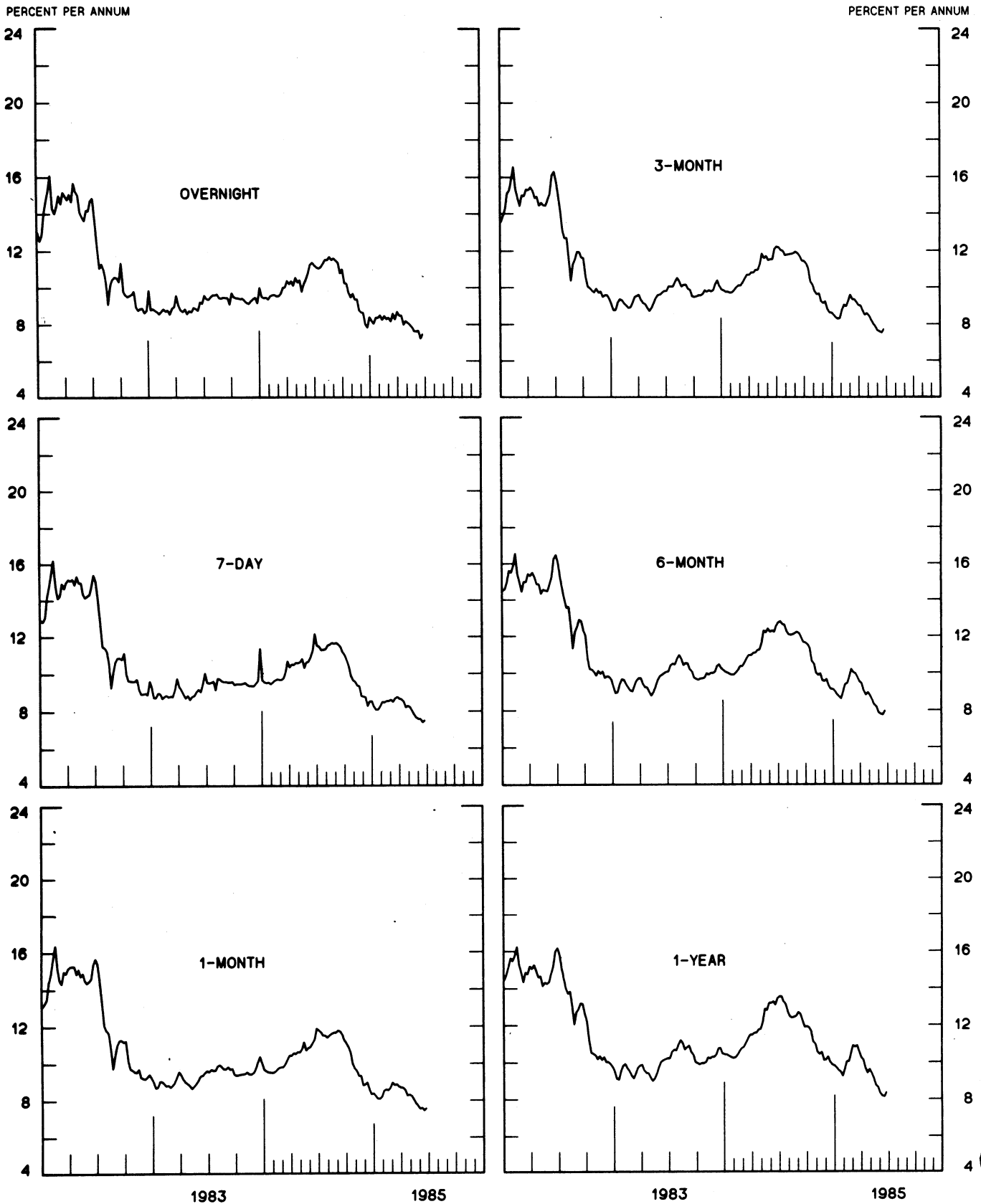
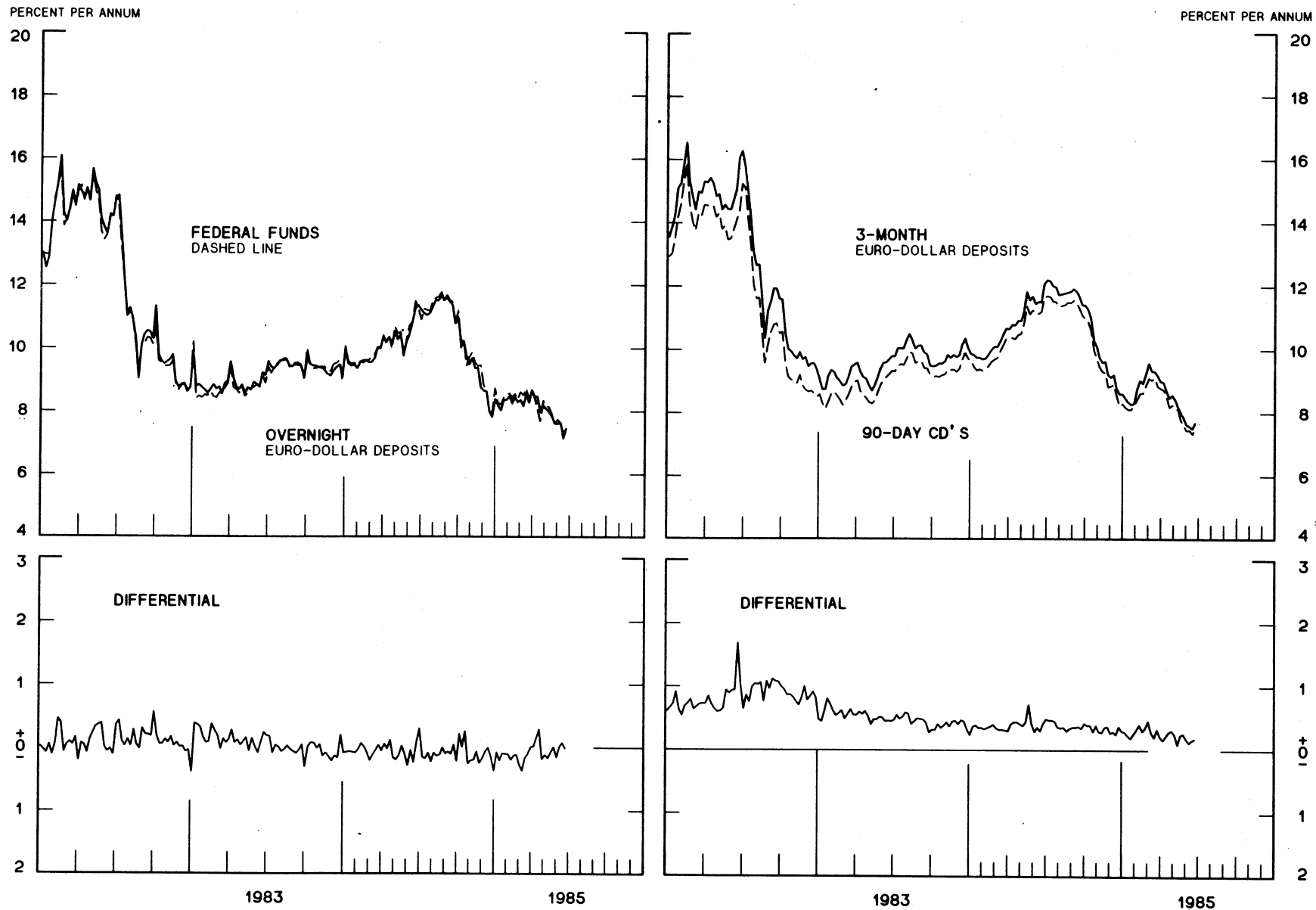


CHART 6
EURO-DOLLAR DEPOSIT RATES LONDON
AVERAGES FOR WEEK ENDING WEDNESDAY



SELECTED EURO-DOLLAR AND U. S. MONEY MARKET RATES

DIFFERENTIAL: PLUS(+), FAVORS BORROWING IN U. S.
AVERAGES FOR WEEK ENDING WEDNESDAY

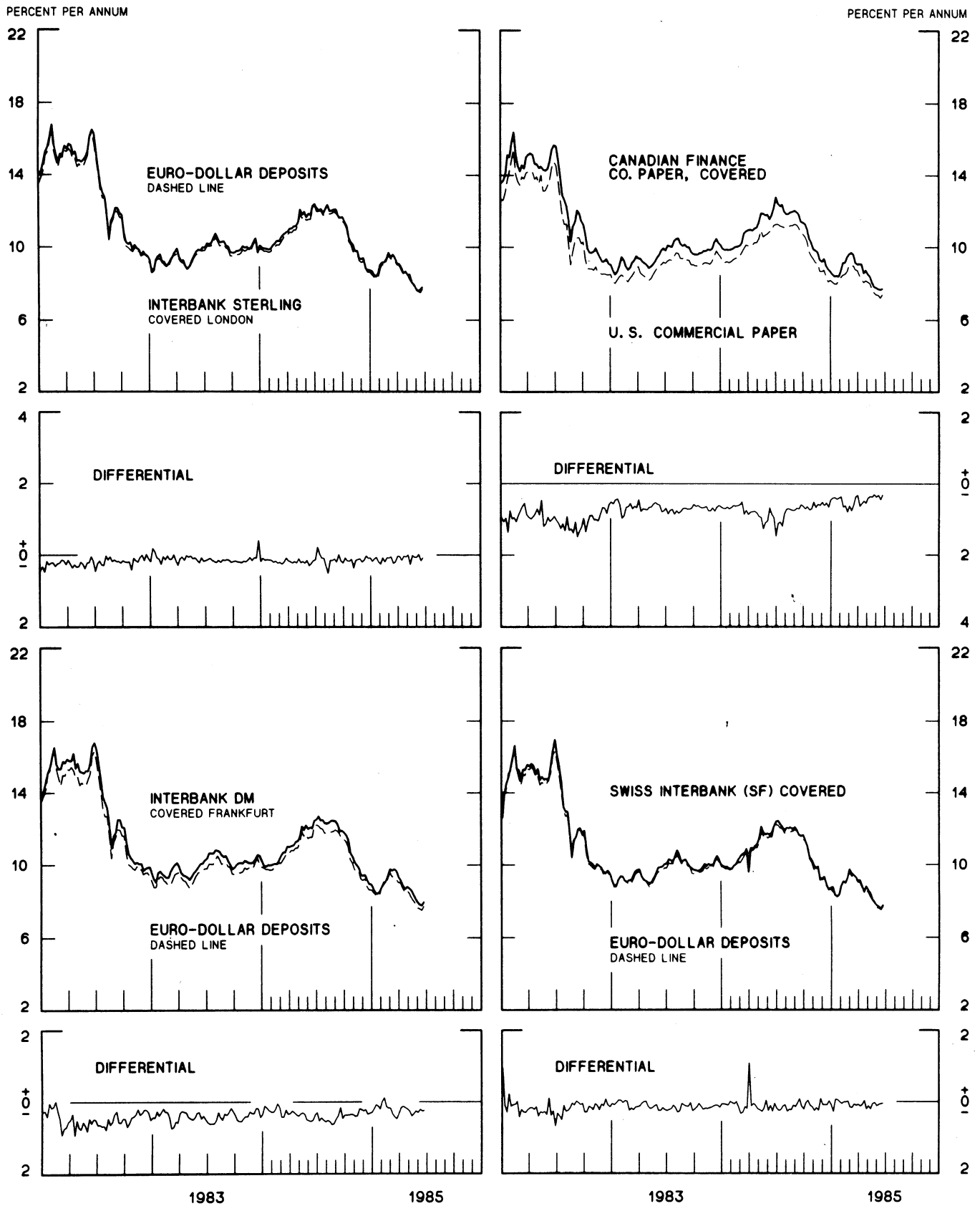


1 PERCENT ON DIFFERENTIAL SCALE = 2 PERCENT ON RATE SCALE

CHART 8

INTEREST ARBITRAGE: 3-MONTH FUNDS

DIFFERENTIAL: PLUS(+), INDICATES FAVOR DOLLAR ASSETS
AVERAGES FOR WEEK ENDING WEDNESDAY



1 PERCENT ON DIFFERENTIAL SCALE = 2 PERCENT ON RATE SCALE

CHART 9
LONG-TERM GOVERNMENT BOND YIELDS
 WEEKLY SERIES

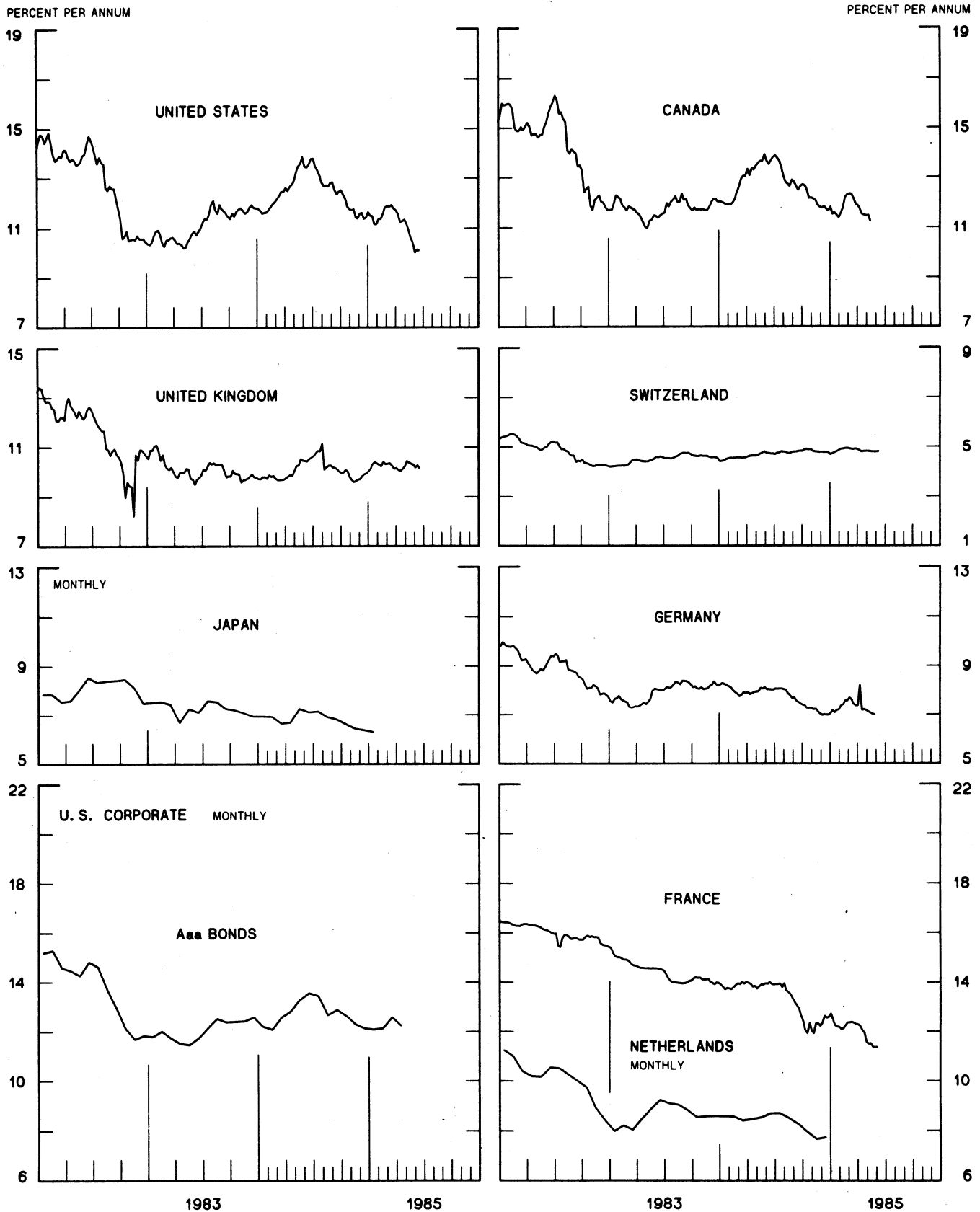
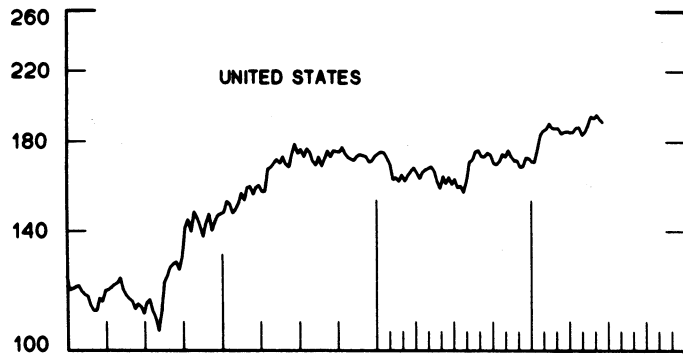
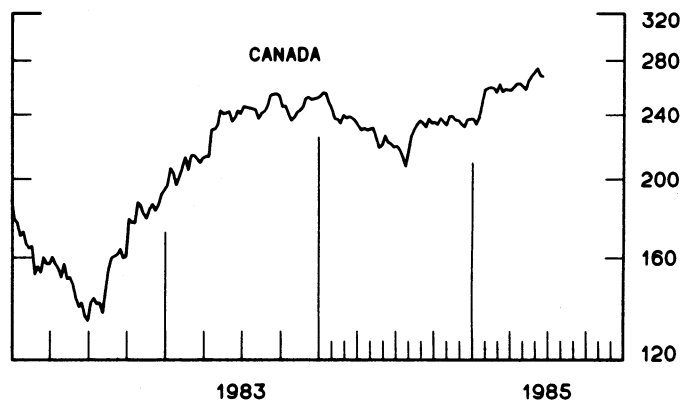
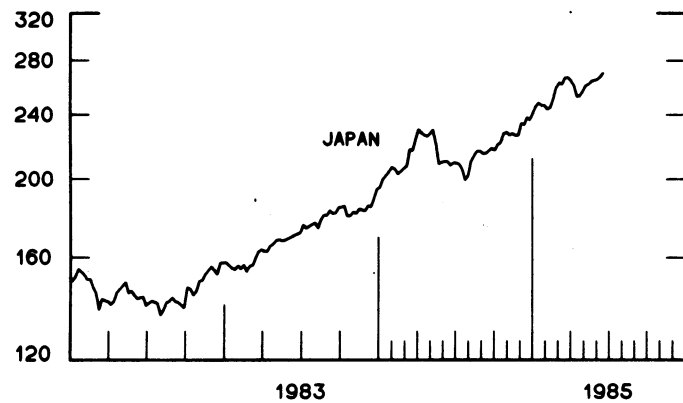
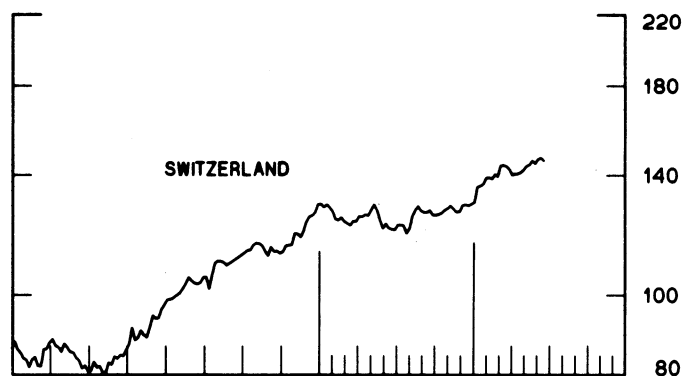
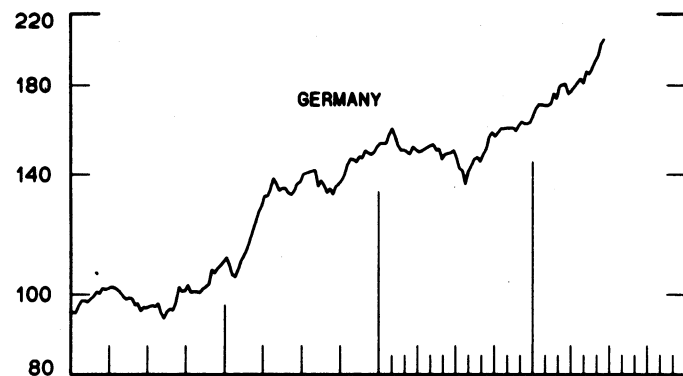
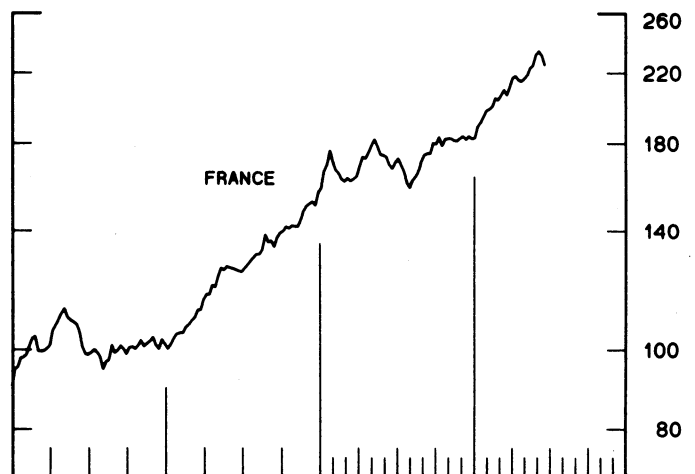
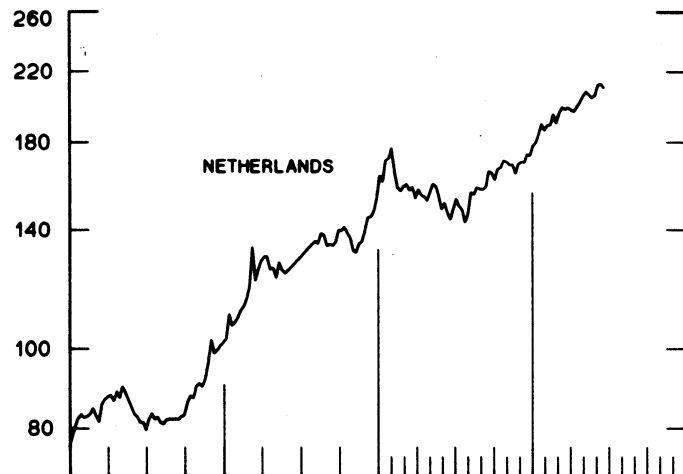
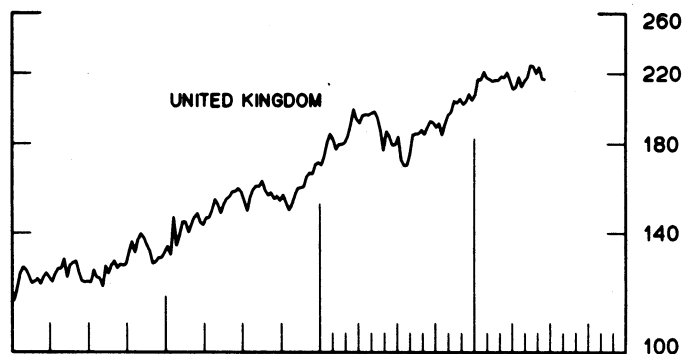


CHART 10
INDUSTRIAL STOCK INDICES
 WEEKLY SERIES

RATIO SCALE
 1969=100



RATIO SCALE
 1969=100



1983

1985

1983

1985

SERIES NAME

LAST VALUE PLOTTED
DATE VALUE

CHART 1. SPOT EXCHANGE RATES AND INDICES

WEEKLY AVERAGES, NOON BUYING RATES (U.S. CENTS)

GERMAN MARK	JUNE 26	32.63
JAPANESE YEN	JUNE 26	0.40233
DUTCH GUILDER	JUNE 26	28.94
U.K. POUND	JUNE 26	128.68
CANADIAN DOLLAR	JUNE 26	73.28
FRENCH FRANC	JUNE 26	10.70
SWISS FRANC	JUNE 26	39.03
BELGIAN FRANC	JUNE 26	1.61857
ITALIAN LIRA	JUNE 26	0.05114
SWEDISH KRONA	JUNE 26	11.31

INDICES, MARCH 1973 BASE RATES = 100

GERMAN MARK	JUNE 26	91.79
JAPANESE YEN	JUNE 26	105.34
DUTCH GUILDER	JUNE 26	83.09
U.K. POUND	JUNE 26	52.05
CANADIAN DOLLAR	JUNE 26	73.03
FRENCH FRANC	JUNE 26	48.23
SWISS FRANC	JUNE 26	125.56
BELGIAN FRANC	JUNE 26	63.78
ITALIAN LIRA	JUNE 26	29.05

WEIGHTED AVERAGE EXCHANGE VALUE INDICES, MAR 1973 = 100
(G-10 COUNTRIES PLUS SWITZERLAND)

U.S. DOLLAR	JUNE 26	147.59
GERMAN MARK	JUNE 26	130.21
JAPANESE YEN	JUNE 26	149.38
DUTCH GUILDER	JUNE 26	113.83
U.K. POUND	JUNE 26	68.20
CANADIAN DOLLAR	JUNE 26	99.14
FRENCH FRANC	JUNE 26	62.41
SWISS FRANC	JUNE 26	173.20
BELGIAN FRANC	JUNE 26	85.99
ITALIAN LIRA	JUNE 26	36.75
SWEDISH KRONA	JUNE 26	67.17

CHART 2. 3-MONTH FORWARD EXCHANGE RATES, PREMIUM OR DISCOUNT

CANADIAN DOLLAR	JUNE 26	-1.81
U.K. POUND	JUNE 26	-4.46
GERMAN MARK	JUNE 26	2.28
FRENCH FRANC	JUNE 26	-2.65
SWISS FRANC	JUNE 26	2.44
DUTCH GUILDER	JUNE 26	1.04
JAPANESE YEN	JUNE 26	1.53
ITALIAN LIRA	JUNE 26	-6.12

SERIES NAME

LAST VALUE PLOTTED
DATE VALUE

CHART 3. GOLD PRICE IN LONDON, AFTERNOON FIXING

U.S. DOLLARS PER FINE OUNCE	JUNE 26	315.69
-----------------------------	---------	--------

CHART 4. CALL MONEY RATES

U.S. FEDERAL FUNDS	JUNE 26	7.46
OVERNIGHT EURO-DOLLAR DEPOSITS	JUNE 26	7.45
U.K.	JUNE 26	12.67
CANADA	JUNE 26	10.00
GERMANY	JUNE 26	5.49
JAPAN	JUNE 26	6.11
FRANCE	JUNE 26	10.23
NETHERLANDS	JUNE 26	6.82
SWITZERLAND	JUNE 26	7.05

CHART 5. 3-MONTH INTEREST RATES

U.S. 90-DAY CD'S, SECONDARY MARKET	JUNE 26	7.52
GERMAN INTERBANK LOAN	JUNE 26	5.62
JAPANESE GENSACKI RATE	JUNE 26	6.29
CANADIAN FINANCE PAPER	JUNE 26	9.56
INTERBANK STERLING	JUNE 26	12.39
SWISS INTERBANK LOAN	JUNE 26	5.27
FRENCH INTERBANK RATE	JUNE 26	10.25
NETHERLANDS INTERBANK RATE	JUNE 26	6.60
WEIGHTED AVERAGE FOREIGN INTEREST RATE (G-10 COUNTRIES PLUS SWITZERLAND)	JUNE 26	8.45

CHART 6. EURO-DOLLAR DEPOSIT RATES: LONDON

OVERNIGHT	JUNE 26	7.45
7-DAY	JUNE 26	7.51
1-MONTH	JUNE 26	7.56
3-MONTH	JUNE 26	7.70
6-MONTH	JUNE 26	7.95
1-YEAR	JUNE 26	8.36

CHART 7. SELECTED EURO-DOLLAR AND U.S. MONEY MARKET RATES

OVERNIGHT EURO-DOLLAR DEPOSITS	JUNE 26	7.45
U.S. FEDERAL FUNDS	JUNE 26	7.46
DIFFERENTIAL	JUNE 26	-0.01
3-MONTH EURO-DOLLAR DEPOSIT RATE	JUNE 26	7.70
U.S. 90-DAY CD'S, SECONDARY MARKET	JUNE 26	7.52
DIFFERENTIAL	JUNE 26	0.18

SERIES NAME

LAST VALUE PLOTTED
DATE VALUE

CHART 8. INTEREST ARBITRAGE, 3-MONTH FUNDS

EURO-DOLLAR DEPOSIT	JUNE 26	7.70
INTERBANK STERLING (LONDON), COVERED	JUNE 26	7.79
DIFFERENTIAL	JUNE 26	-0.09
U.S. COMMERCIAL PAPER	JUNE 26	7.39
CANADIAN FINANCE PAPER, COVERED	JUNE 26	7.71
DIFFERENTIAL	JUNE 26	-0.32
EURO-DOLLAR DEPOSIT	JUNE 26	7.70
INTERBANK DM (FRANKFURT), COVERED	JUNE 26	7.93
DIFFERENTIAL	JUNE 26	-0.23
EURO-DOLLAR DEPOSIT	JUNE 26	7.70
SWISS INTERBANK, COVERED	JUNE 26	7.75
DIFFERENTIAL	JUNE 26	-0.05

CHART 9. LONG TERM GOVERNMENT BOND YIELDS

UNITED STATES	JUNE 21	10.08
GERMANY	MAY 31	6.99
JAPAN (MONTHLY)	JAN.	6.29
SWITZERLAND	JUNE 14	4.80
CANADA	MAY 17	11.22
FRANCE	JUNE 7	11.36
NETHERLANDS (MONTHLY)	DEC.	7.72
UNITED KINGDOM	JUNE 21	10.14

U. S. CORPORATE

AAA BONDS	APRIL	12.23
-----------	-------	-------

CHART 10. STOCK INDICES

UNITED STATES	JUNE 19	189.98
UNITED KINGDOM	JUNE 19	216.09
CANADA	JUNE 19	267.78
GERMANY	JUNE 19	204.51
SWITZERLAND	JUNE 19	145.57
NETHERLANDS	JUNE 19	210.18
FRANCE	JUNE 19	224.69
JAPAN	JUNE 19	270.16

FEDERAL RESERVE statistical release



H.10 (512)

JUNE 28, 1985

FOREIGN EXCHANGE RATES

FOR THE WEEK ENDING JUNE 28, 1985

The Board of Governors of the Federal Reserve System is advised that the Federal Reserve Bank of New York has certified for customs purposes the following noon buying rates in New York City for cable transfers payable in foreign currencies:

COUNTRY	MONETARY UNIT	(CURRENCY UNITS PER DOLLAR)				
		JUNE 24	JUNE 25	JUNE 26	JUNE 27	JUNE 28
*AUSTRALIA	DOLLAR	66.45	66.65	67.03	66.65	66.85
AUSTRIA	SCHILLING	21.565	21.580	21.420	21.497	21.285
BELGIUM	FRANC	61.900	61.850	61.320	61.500	60.900
BRAZIL	CRUZEIRO	5880.00	5900.00	5930.00	5960.00	5980.00
CANADA	DOLLAR	1.3653	1.3648	1.3628	1.3640	1.3592
CHINA, P.R.	YUAN	2.8851	2.8851	2.8851	2.8851	2.8851
DENMARK	KRONE	11.0540	11.0200	10.9320	10.9525	10.8750
FINLAND	MARKKA	6.3700	6.3660	6.3250	6.3350	6.3050
FRANCE	FRANC	9.3550	9.3525	9.2790	9.3200	9.2400
GERMANY	D. MARK	3.0700	3.0710	3.0440	3.0600	3.0290
GREECE	DRACHMA	136.500	136.300	135.600	136.750	135.000
HONG KONG	DOLLAR	7.7660	7.7680	7.7620	7.7625	7.7620
INDIA	RUPEE	12.4500	12.3900	12.4000	12.4000	12.4000
*IRELAND	POUND	102.10	102.00	102.88	102.43	103.30
ISRAEL	SHEKEL	NA	NA	NA	NA	NA
ITALY	LIRA	1957.00	1957.00	1944.00	1950.00	1936.00
JAPAN	YEN	248.80	249.00	248.45	249.00	248.40
MALAYSIA	RINGGIT	2.4710	2.4745	2.4855	2.4890	2.4835
MEXICO	PESO	304.0000	302.0000	311.0000	312.0000	345.0000
NETHERLANDS	GUILDER	3.4615	3.4620	3.4300	3.4470	3.4155
*NEW ZEALAND	DOLLAR	46.900	47.200	47.450	47.380	48.400
NORWAY	KRONE	8.8135	8.8350	8.7860	8.8000	8.8745
PHILIPPINES	PESO	NA	NA	NA	NA	NA
PORTUGAL	ESCUDO	177.000	176.500	176.000	176.200	175.000
SINGAPORE	DOLLAR	2.2410	2.2425	2.2460	2.2400	2.2225
*SOUTH AFRICA	RAND	50.65	51.00	51.00	50.70	51.03
SOUTH KOREA	WON	876.60	876.40	876.30	876.30	876.20
SPAIN	PESETA	175.530	175.580	174.150	147.850	174.900
SRI LANKA	RUPEE	27.462	27.462	27.462	27.432	27.432
SWEDEN	KRONA	8.8490	8.8575	8.7950	8.8175	8.7425
SWITZERLAND	FRANC	2.5660	2.5710	2.5350	2.5640	2.5410
TAIWAN	DOLLAR	39.910	39.970	NA	40.060	NA
THAILAND	BAHT	27.450	27.450	27.480	27.450	27.450
*UNITED KINGDOM	POUND	128.70	128.50	129.80	129.20	130.95
VENEZUELA	BOLIVAR	NA	NA	NA	NA	NA
MEMO:						
*UNITED STATES	DOLLAR	147.75	147.80	146.74	147.33	146.12

*INDEX OF WEIGHTED AVERAGE EXCHANGE VALUE OF U.S. DOLLAR AGAINST CURRENCIES OF OTHER G-11 COUNTRIES. MARCH 1973 = 100. WEIGHTS ARE 1972-76 GLOBAL TRADE OF EACH OF THE 10 COUNTRIES. SERIES REVISED AS OF AUGUST 1978. FOR DESCRIPTION AND EACH DATA, SEE "INDEX OF THE WEIGHTED-AVERAGE EXCHANGE VALUE OF THE U.S. DOLLAR: REVISION" ON PAGE 700 OF THE AUGUST 1978 FEDERAL RESERVE BULLETIN.

*VALUE IS U.S. CENTS