

(516/517)

DATA FILE  
LIBRARY  
FEDERAL RESERVE BANK  
OF CHICAGO

LIBRARY  
JUN 10 1985  
FEDERAL RESERVE  
BANK OF CHICAGO

# Selected Interest & Exchange Rates

## Weekly Series of Charts

June 3, 1985

Prepared by the  
FINANCIAL MARKETS  
SECTION

DIVISION OF  
INTERNATIONAL FINANCE

BOARD OF GOVERNORS  
FEDERAL RESERVE SYSTEM  
Washington, D.C. 20551

# Table of Contents

## **TABLES**

- 1. LATEST FIGURES PLOTTED**
- 2. DAILY CERTIFIED SPOT EXCHANGE RATES--H.10 RELEASE**

## **CHARTS**

- 1. SPOT EXCHANGE RATE INDICES**
- 2. 3-MONTH FORWARD EXCHANGE RATES**
- 3. GOLD PRICE--LONDON**
- 4. CALL MONEY RATES**
- 5. 3-MONTH INTEREST RATES**
- 6. EURO-DOLLAR DEPOSIT RATES**
- 7. SELECTED EURO-DOLLAR AND U.S. MONEY MARKET RATES**
- 8. INTEREST ARBITRAGE: 3-MONTH FUNDS**
- 9. LONG-TERM GOVERNMENT BOND YIELDS**
- 10. INDUSTRIAL STOCK INDICES**

## **SUBSCRIPTION RATES:**

Weekly \$15.00 per year or \$.40 each in the United States, its possessions, Canada, and Mexico; 10 or more of the same issue to one address, \$13.50 per year or \$.35 each. Elsewhere, \$20.00 per year or \$.50 each. Address requests to Publications Services, Division of Administrative Services, and make payment remittance payable to the order of the Board of Governors of the Federal Reserve System in a form collectible at par in U.S. Currency.

CHART 1

# SPOT EXCHANGE INDICES

DOLLAR PRICES OF FOREIGN CURRENCIES AND WEIGHTED AVERAGE VALUES (THIN LINE)  
AVERAGES FOR WEEK ENDING WEDNESDAY

RATIO SCALE  
MARCH 1973=100

RATIO SCALE  
MARCH 1973=100

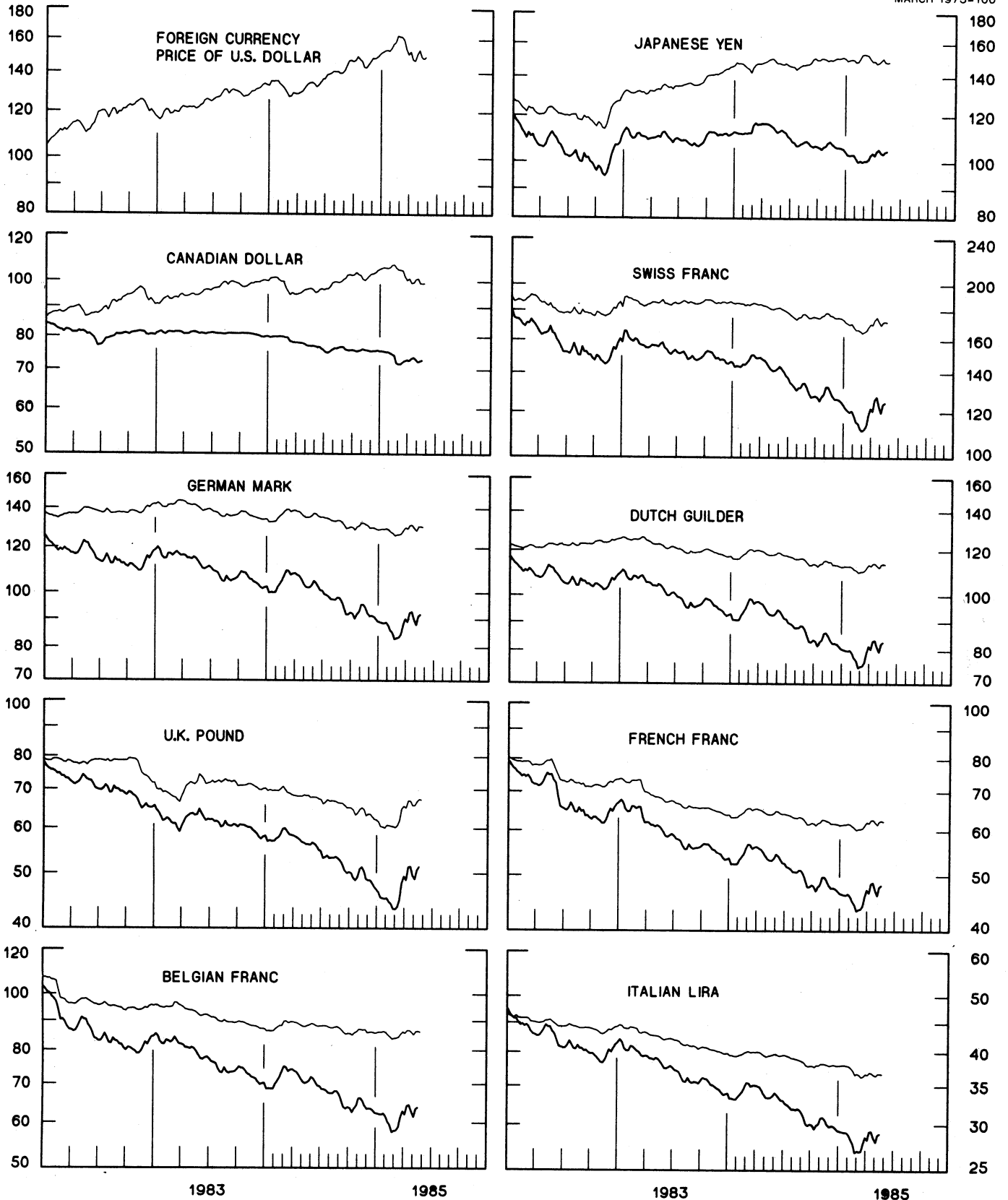


CHART 2  
**3-MONTH FORWARD EXCHANGE RATES**

PREMIUM (+) OR (-)  
 AVERAGES FOR WEEK ENDING WEDNESDAY

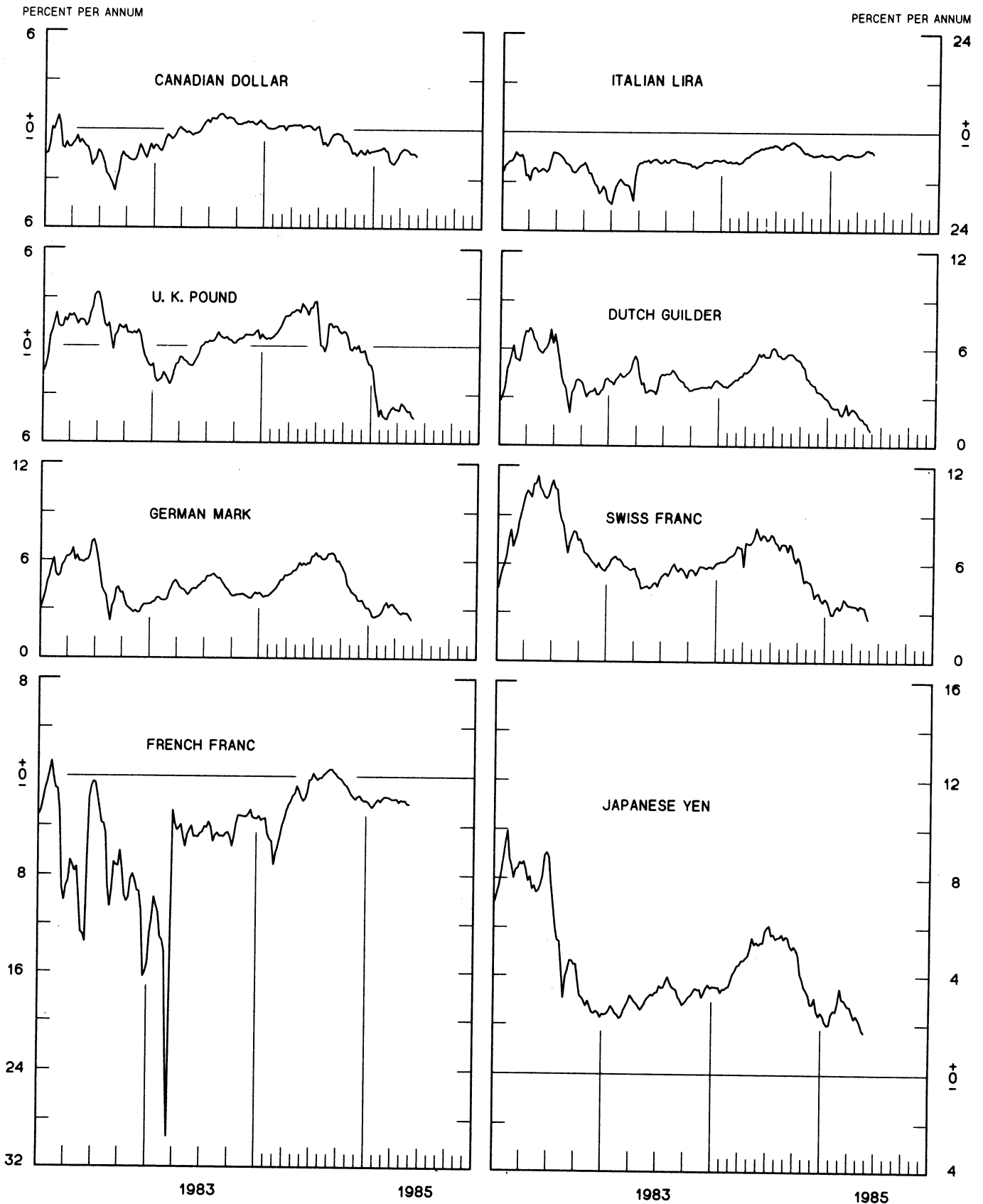


CHART 3  
PRICE OF GOLD IN LONDON  
AVERAGES FOR WEEK ENDING WEDNESDAY

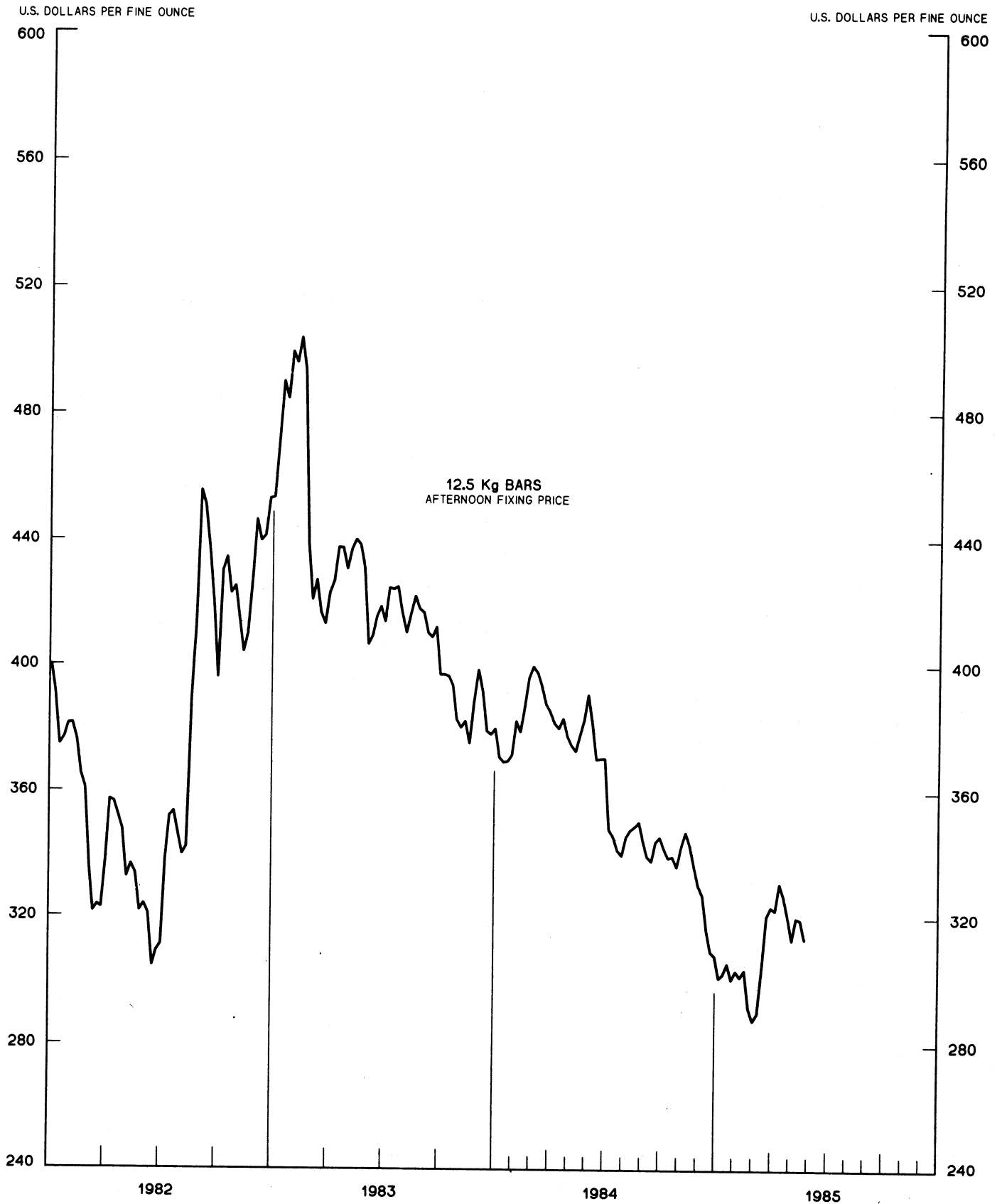


CHART 4  
**CALL MONEY RATES**  
 WEEKLY SERIES

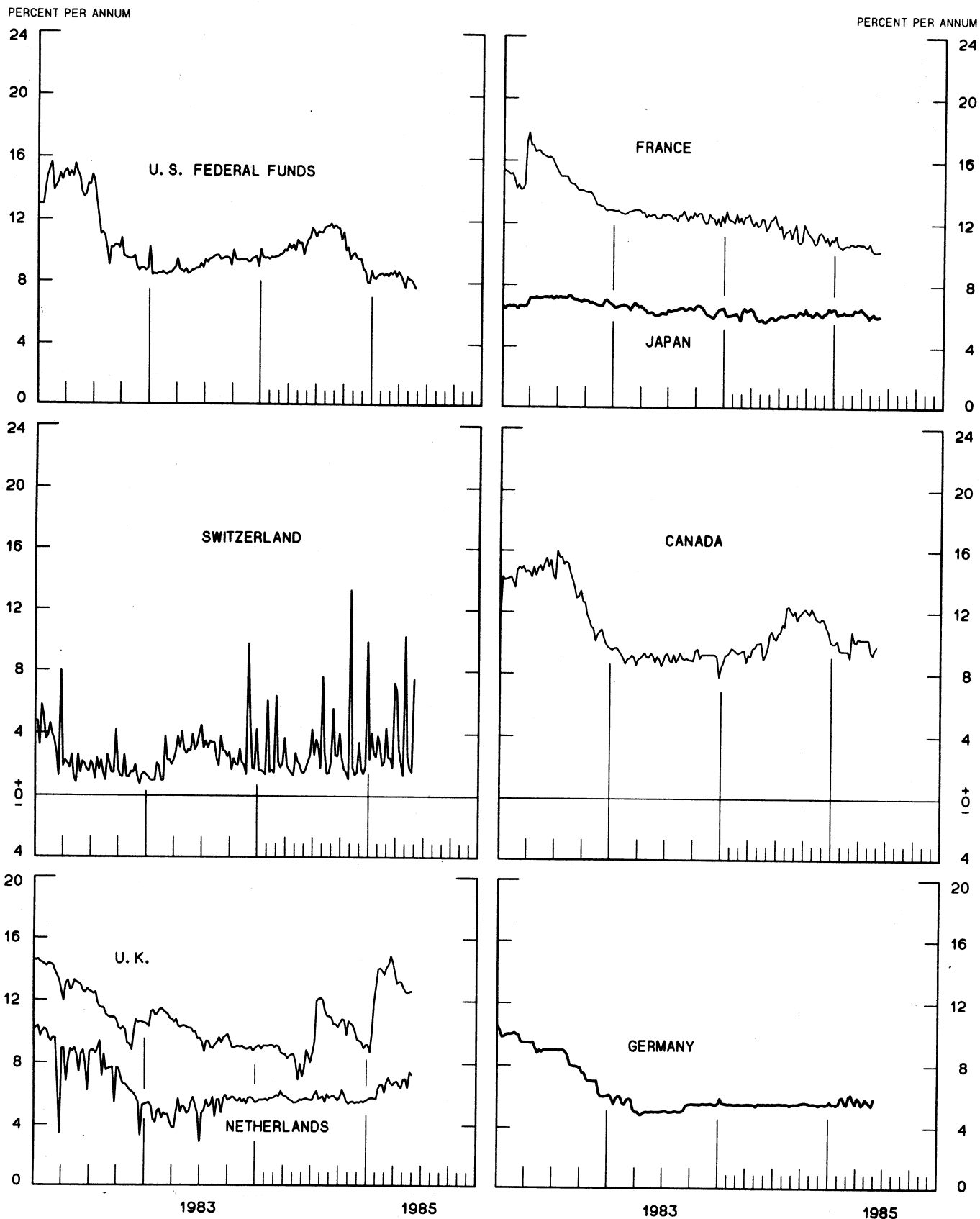


CHART 5  
**3-MONTH INTEREST RATES**  
 WEEKLY SERIES

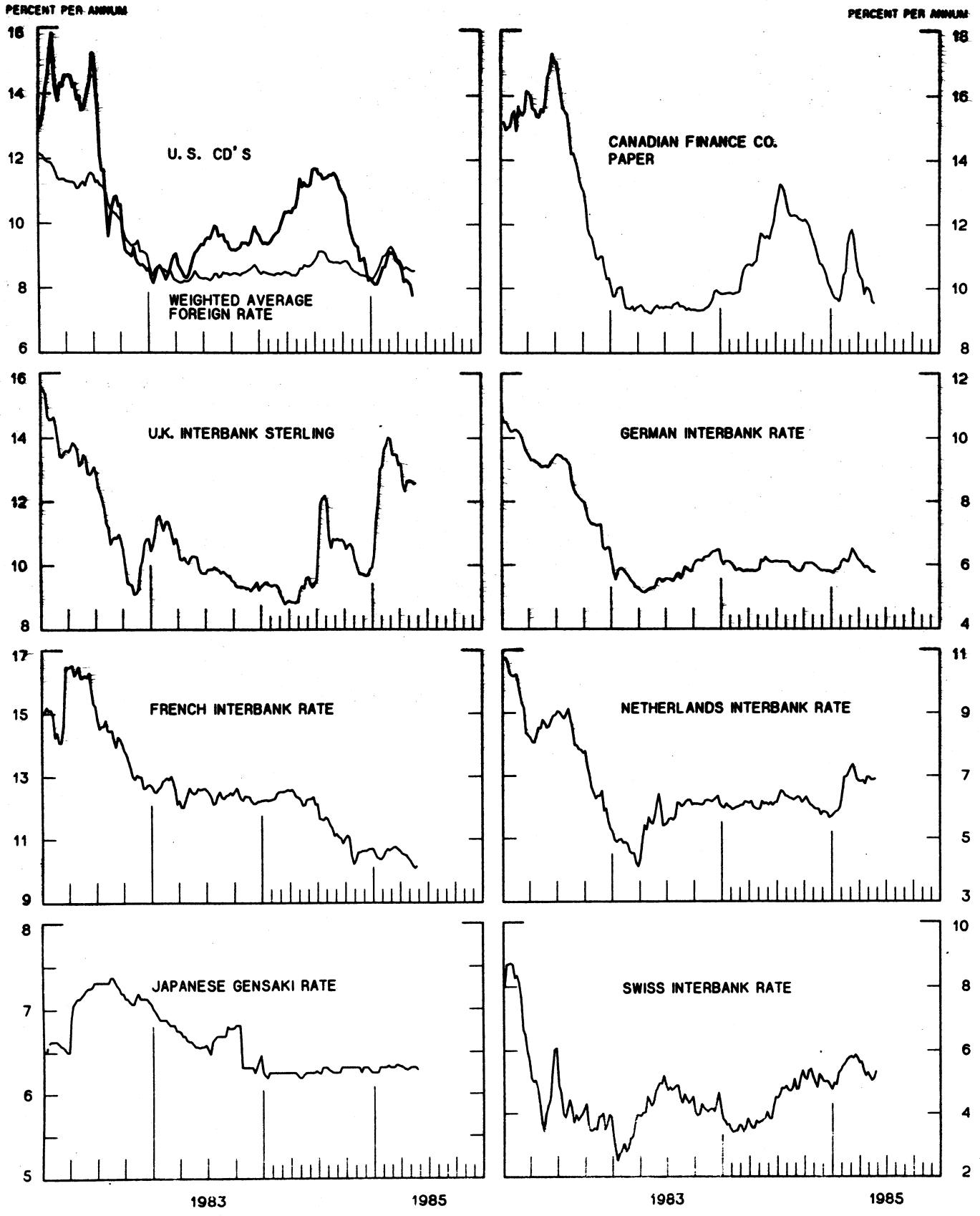


CHART 6  
**EURO-DOLLAR DEPOSIT RATES LONDON**  
 AVERAGES FOR WEEK ENDING WEDNESDAY

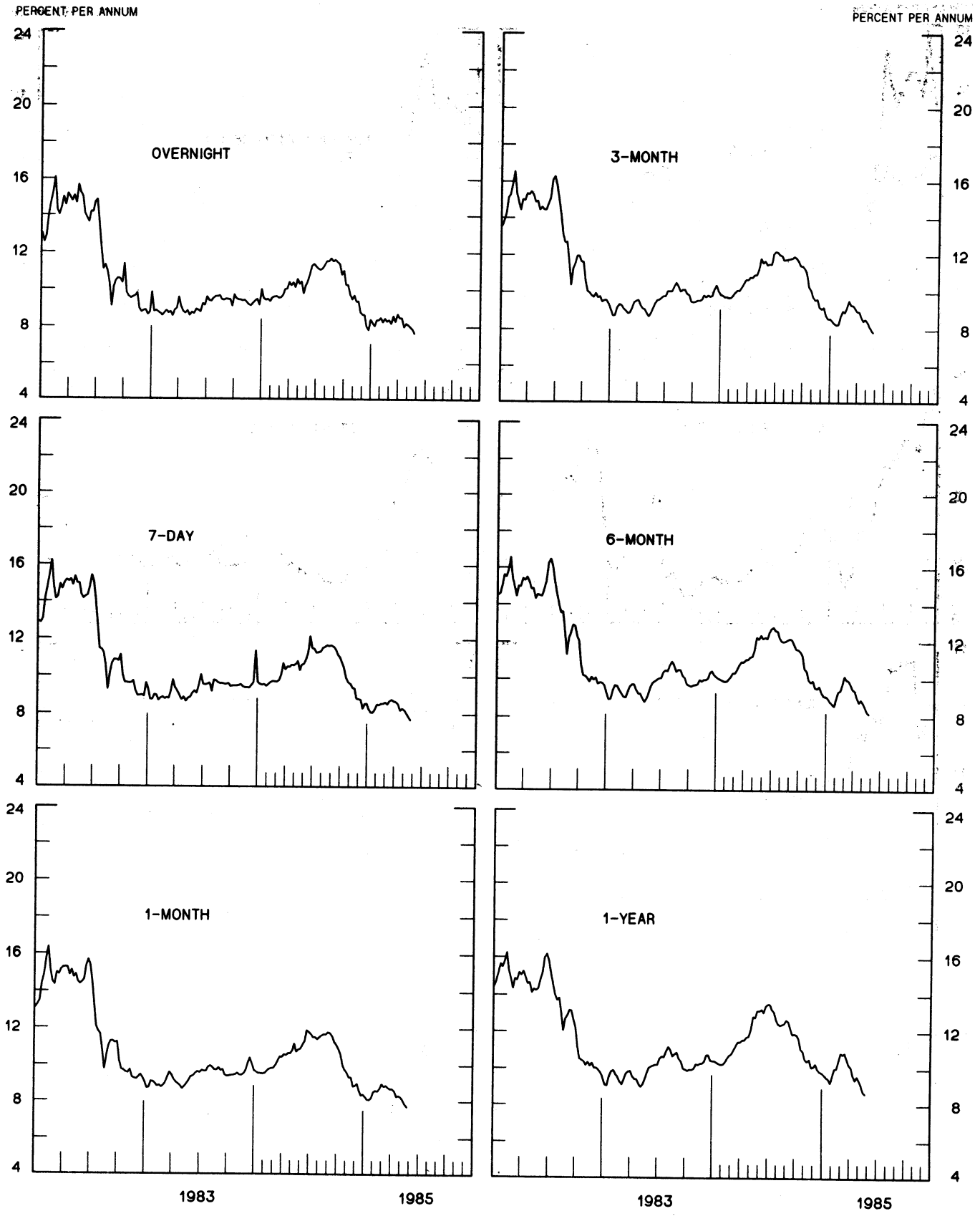
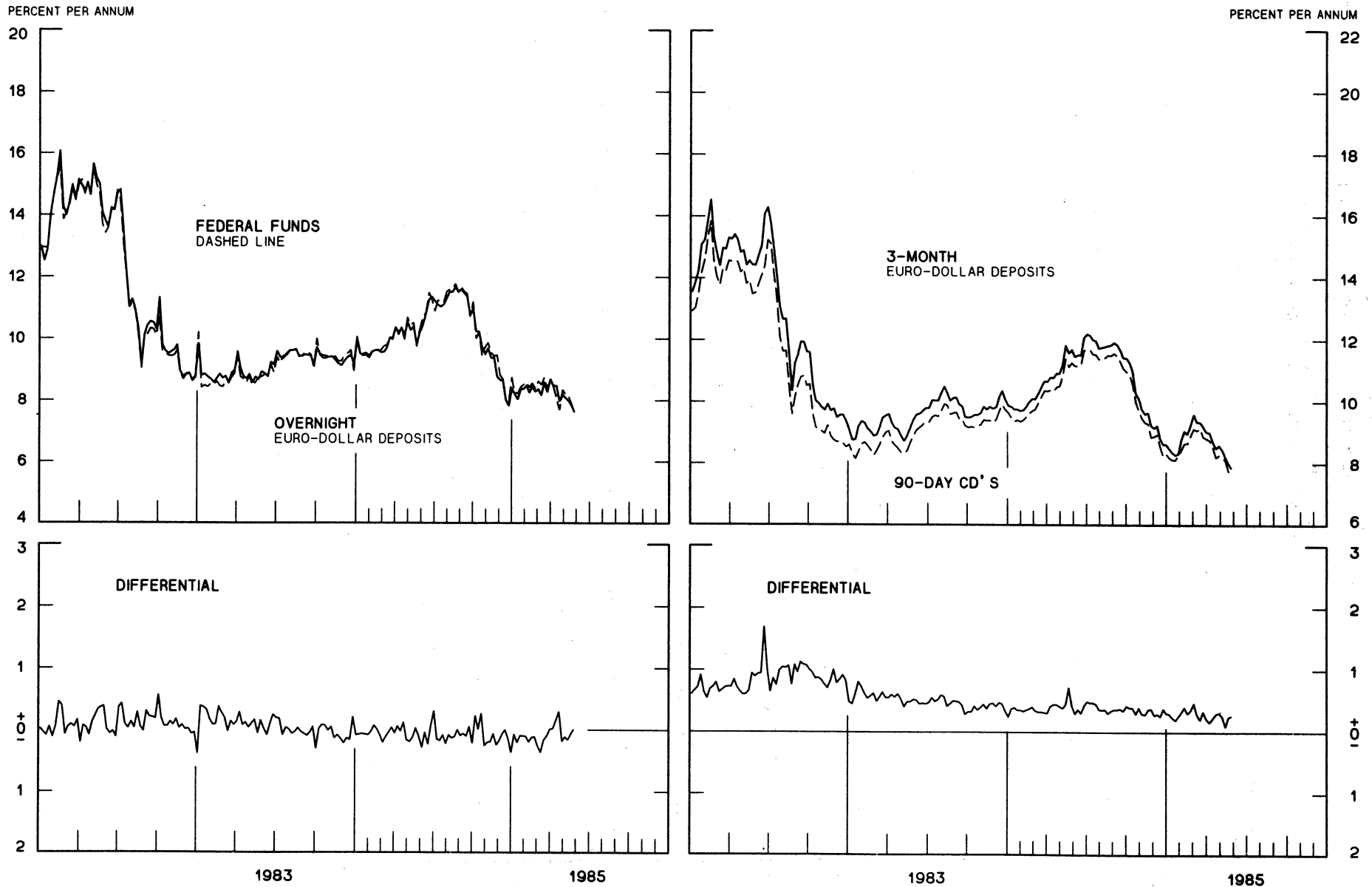




CHART 7

# SELECTED EURO-DOLLAR AND U. S. MONEY MARKET RATES

DIFFERENTIAL: PLUS(+), FAVORS BORROWING IN U. S.  
AVERAGES FOR WEEK ENDING WEDNESDAY

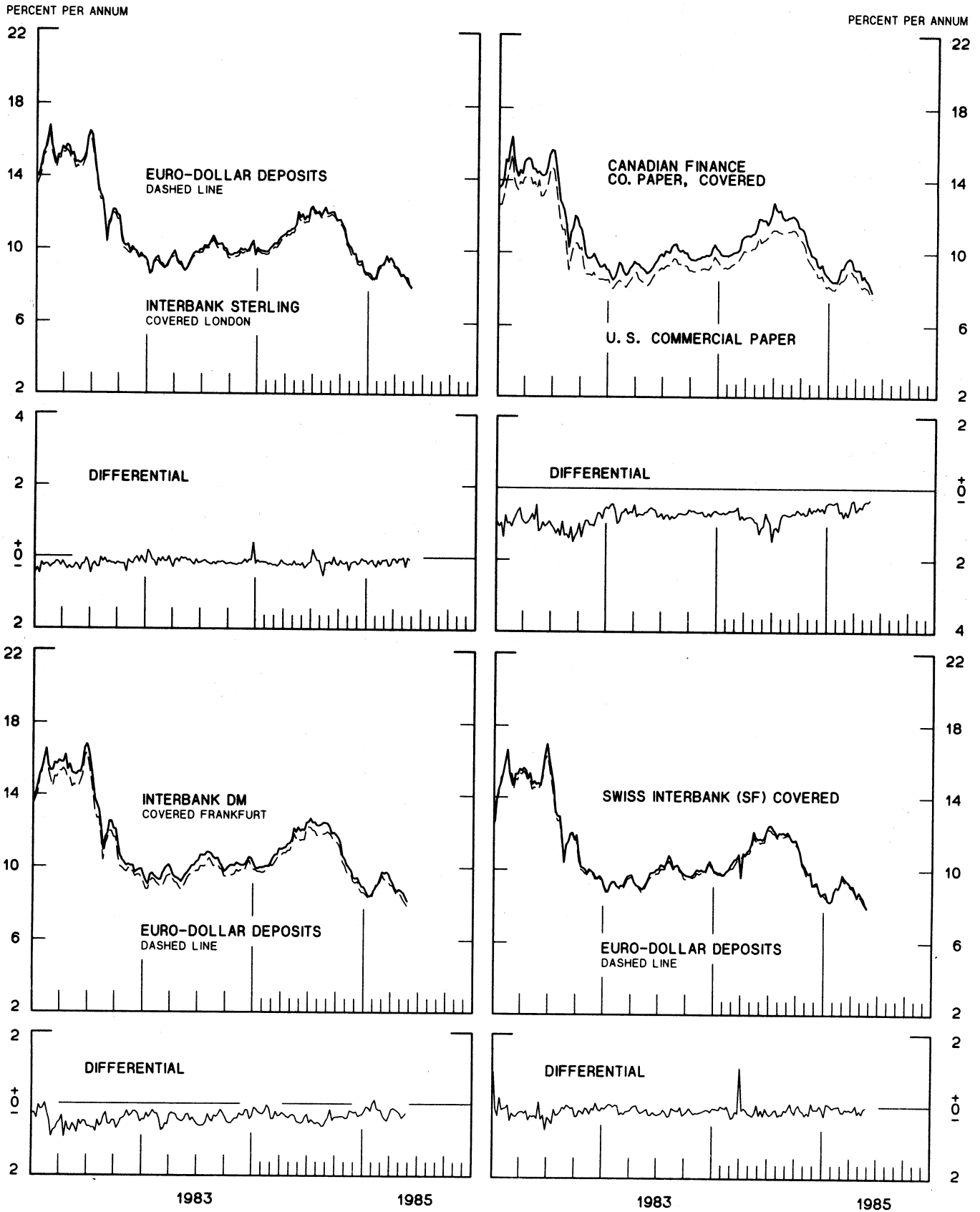


1 PERCENT ON DIFFERENTIAL SCALE = 2 PERCENT ON RATE SCALE

CHART 8

# INTEREST ARBITRAGE: 3-MONTH FUNDS

DIFFERENTIAL: PLUS(+), INDICATES FAVOR DOLLAR ASSETS  
AVERAGES FOR WEEK ENDING WEDNESDAY



1 PERCENT ON DIFFERENTIAL SCALE = 2 PERCENT ON RATE SCALE

CHART 9  
**LONG-TERM GOVERNMENT BOND YIELDS**  
 WEEKLY SERIES

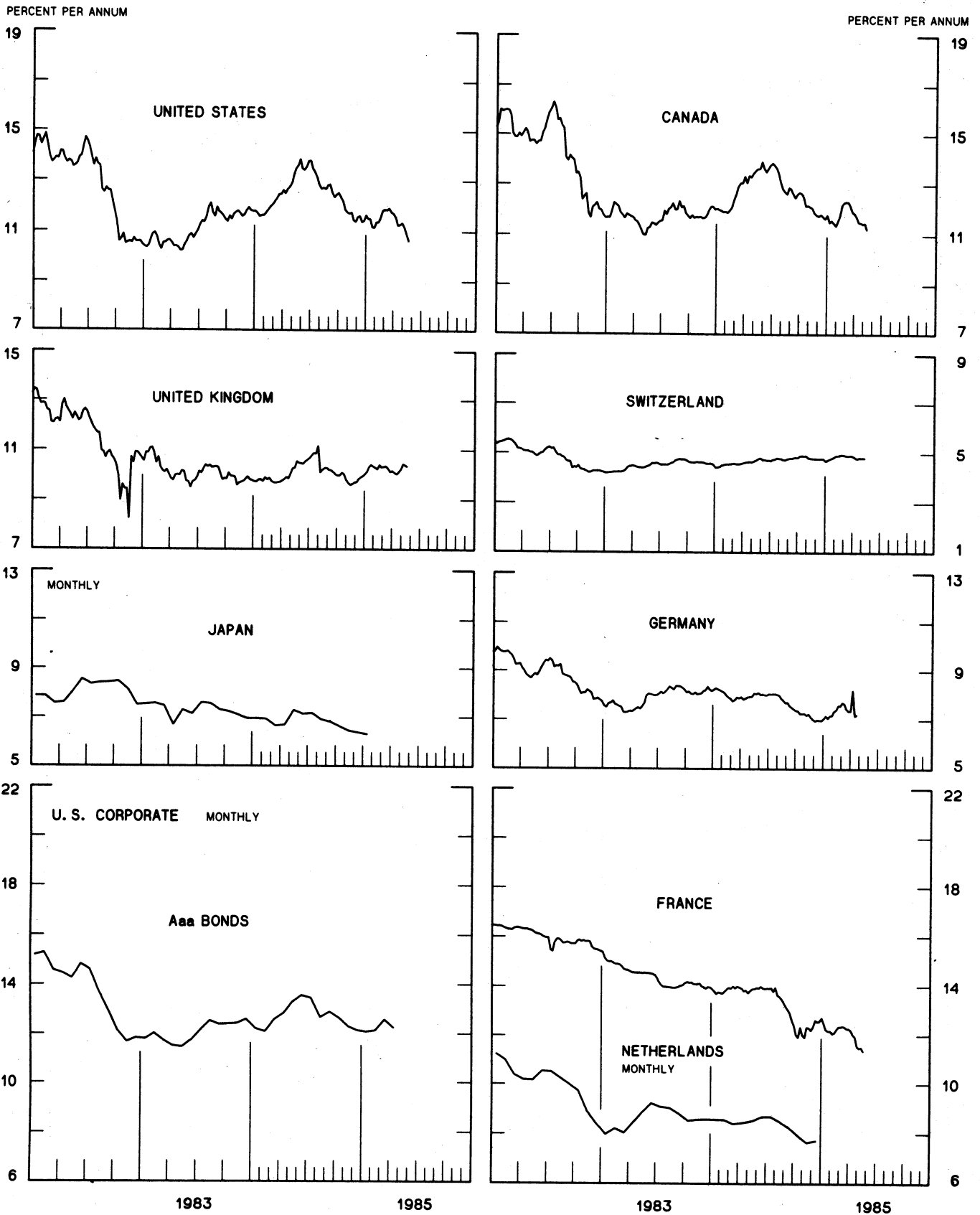
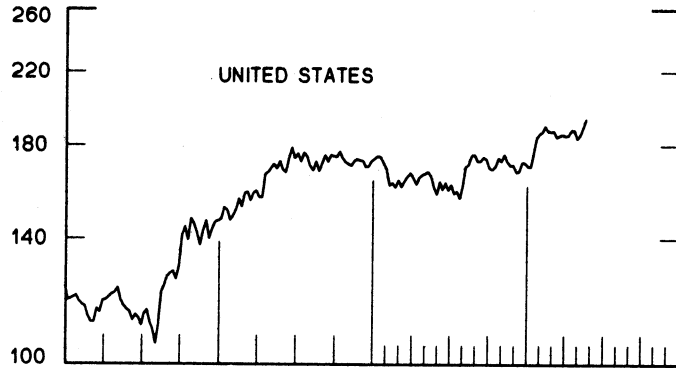
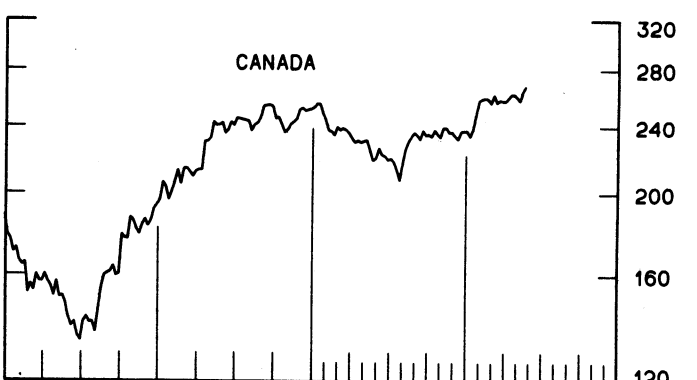
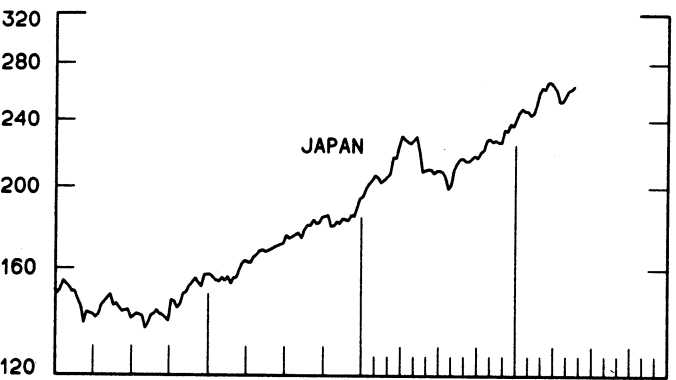
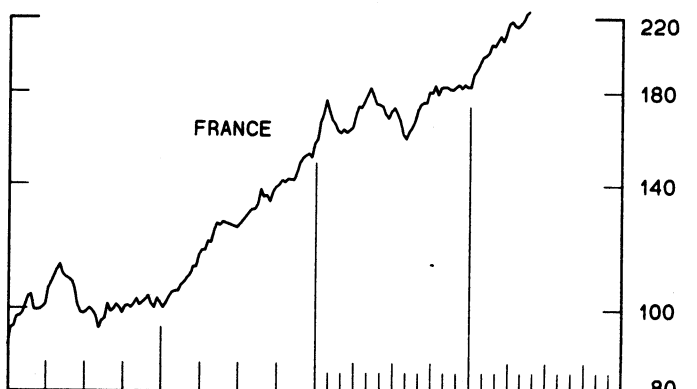
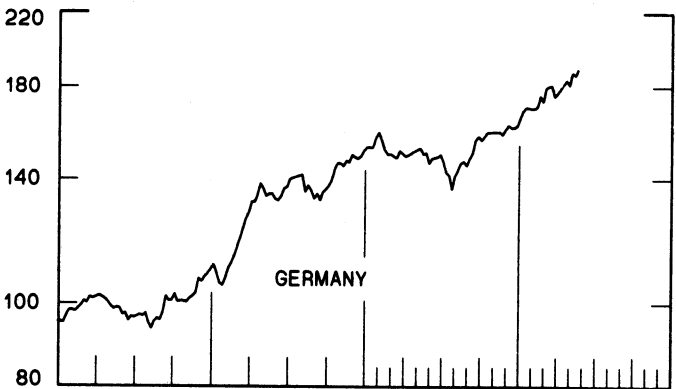
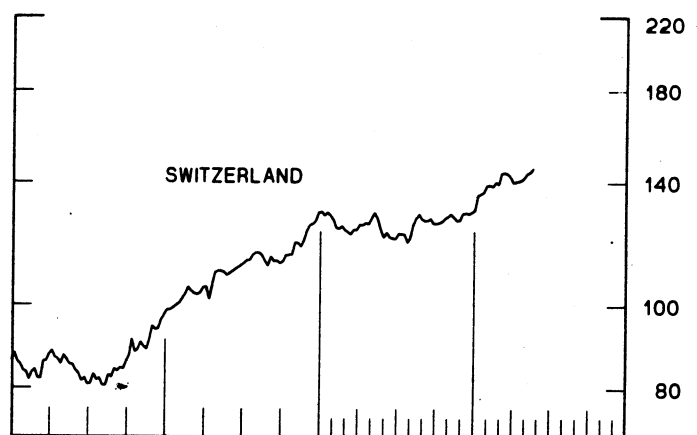
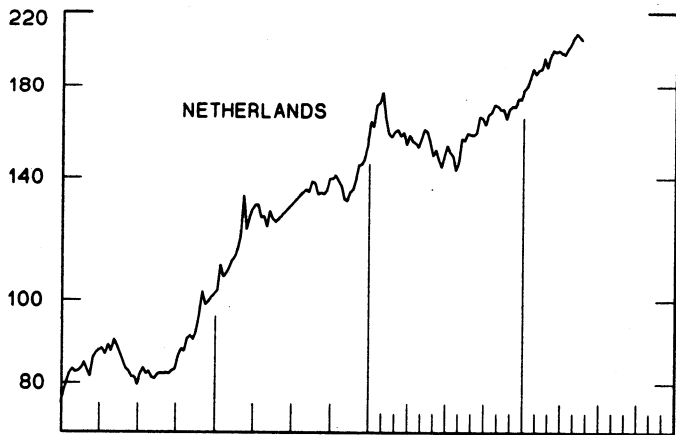
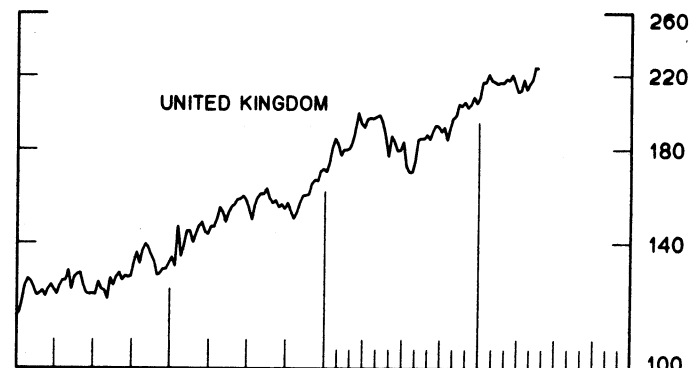


CHART 10  
**INDUSTRIAL STOCK INDICES**  
 WEEKLY SERIES

RATIO SCALE  
 1969=100



RATIO SCALE  
 1969=100



1983

1985

1983

1985

SERIES NAME

LAST VALUE PLOTTED  
DATE VALUE

CHART 1. SPOT EXCHANGE RATES AND INDICES

WEEKLY AVERAGES, NOON BUYING RATES (U.S. CENTS)

GERMAN MARK	MAY 29	32.34
JAPANESE YEN	MAY 29	0.39771
DUTCH GUILDER	MAY 29	28.66
U.K. POUND	MAY 29	125.89
CANADIAN DOLLAR	MAY 29	72.62
FRENCH FRANC	MAY 29	10.60
SWISS FRANC	MAY 29	38.46
BELGIAN FRANC	MAY 29	1.60606
ITALIAN LIRA	MAY 29	0.05065
SWEDISH KRONA	MAY 29	11.20

INDICES, MARCH 1973 BASE RATES = 100

GERMAN MARK	MAY 29	90.97
JAPANESE YEN	MAY 29	104.13
DUTCH GUILDER	MAY 29	82.27
U.K. POUND	MAY 29	50.92
CANADIAN DOLLAR	MAY 29	72.38
FRENCH FRANC	MAY 29	47.78
SWISS FRANC	MAY 29	123.72
BELGIAN FRANC	MAY 29	63.29
ITALIAN LIRA	MAY 29	28.77

WEIGHTED AVERAGE EXCHANGE VALUE INDICES, MAR 1973 = 100  
(G-10 COUNTRIES PLUS SWITZERLAND)

U.S. DOLLAR	MAY 29	149.25
GERMAN MARK	MAY 29	130.19
JAPANESE YEN	MAY 29	148.93
DUTCH GUILDER	MAY 29	113.69
U.K. POUND	MAY 29	67.22
CANADIAN DOLLAR	MAY 29	99.14
FRENCH FRANC	MAY 29	62.38
SWISS FRANC	MAY 29	172.16
BELGIAN FRANC	MAY 29	86.09
ITALIAN LIRA	MAY 29	36.72
SWEDISH KRONA	MAY 29	67.05

CHART 2. 3-MONTH FORWARD EXCHANGE RATES, PREMIUM OR DISCOUNT

CANADIAN DOLLAR	MAY 29	-1.68
U.K. POUND	MAY 29	-4.51
GERMAN MARK	MAY 29	2.31
FRENCH FRANC	MAY 29	-2.26
SWISS FRANC	MAY 29	2.54
DUTCH GUILDER	MAY 29	0.95
JAPANESE YEN	MAY 29	1.65
ITALIAN LIRA	MAY 29	-5.18

SERIES NAME	LAST VALUE DATE	PLOT VALUE
<b>CHART 3. GOLD PRICE IN LONDON, AFTERNOON FIXING</b>		
U.S. DOLLARS PER FINE OUNCE	MAY 29	313.34
<b>CHART 4. CALL MONEY RATES</b>		
U.S. FEDERAL FUNDS	MAY 29	7.60
OVERNIGHT EURO-DOLLAR DEPOSITS	MAY 29	7.61
U.K.	MAY 29	12.63
CANADA	MAY 29	9.80
GERMANY	MAY 29	5.88
JAPAN	MAY 29	5.97
FRANCE	MAY 29	10.20
NETHERLANDS	MAY 29	7.25
SWITZERLAND	MAY 29	7.50
<b>CHART 5. 3-MONTH INTEREST RATES</b>		
U.S. 90-DAY CD'S, SECONDARY MARKET	MAY 29	7.60
GERMAN INTERBANK LOAN	MAY 29	5.76
JAPANESE GENSAKI RATE	MAY 29	6.26
CANADIAN FINANCE PAPER	MAY 29	9.54
INTERBANK STERLING	MAY 29	12.58
SWISS INTERBANK LOAN	MAY 29	5.31
FRENCH INTERBANK RATE	MAY 29	10.13
NETHERLANDS INTERBANK RATE	MAY 29	6.89
WEIGHTED AVERAGE FOREIGN INTEREST RATE (G-10 COUNTRIES PLUS SWITZERLAND)	MAY 29	8.54
<b>CHART 6. EURO-DOLLAR DEPOSIT RATES: LONDON</b>		
OVERNIGHT	MAY 29	7.61
7-DAY	MAY 29	7.66
1-MONTH	MAY 29	7.70
3-MONTH	MAY 29	7.86
6-MONTH	MAY 29	8.17
1-YEAR	MAY 29	8.64
<b>CHART 7. SELECTED EURO-DOLLAR AND U.S. MONEY MARKET RATES</b>		
OVERNIGHT EURO-DOLLAR DEPOSITS	MAY 29	7.61
U.S. FEDERAL FUNDS	MAY 29	7.60
DIFFERENTIAL	MAY 29	0.01
3-MONTH EURO-DOLLAR DEPOSIT RATE	MAY 29	7.86
U.S. 90-DAY CD'S, SECONDARY MARKET	MAY 29	7.60
DIFFERENTIAL	MAY 29	0.26

SERIES NAME

LAST VALUE PLOTTED  
DATE VALUE

CHART 8. INTEREST ARBITRAGE, 3-MONTH FUNDS

EURO-DOLLAR DEPOSIT	MAY 29	7.86
INTERBANK STERLING (LONDON), COVERED	MAY 29	7.93
DIFFERENTIAL	MAY 29	-0.07
U. S. COMMERCIAL PAPER	MAY 29	7.51
CANADIAN FINANCE PAPER, COVERED	MAY 29	7.82
DIFFERENTIAL	MAY 29	-0.31
EURO-DOLLAR DEPOSIT	MAY 29	7.86
INTERBANK DM (FRANKFURT), COVERED	MAY 29	8.11
DIFFERENTIAL	MAY 29	-0.25
EURO-DOLLAR DEPOSIT	MAY 29	7.86
SWISS INTERBANK, COVERED	MAY 29	7.89
DIFFERENTIAL	MAY 29	-0.03

CHART 9. LONG TERM GOVERNMENT BOND YIELDS

UNITED STATES	MAY 24	10.60
GERMANY	APRIL 26	7.21
JAPAN (MONTHLY)	JAN.	6.29
SWITZERLAND	MAY 17	4.80
CANADA	MAY 17	11.22
FRANCE	MAY 24	11.36
NETHERLANDS (MONTHLY)	DEC.	7.72
UNITED KINGDOM	MAY 24	10.32

U. S. CORPORATE

AAA BONDS	APRIL	12.23
-----------	-------	-------

CHART 10. STOCK INDICES

UNITED STATES	MAY 22	193.08
UNITED KINGDOM	MAY 22	224.45
CANADA	MAY 22	268.22
GERMANY	MAY 22	188.86
SWITZERLAND	MAY 22	145.54
NETHERLANDS	MAY 22	204.42
FRANCE	MAY 22	224.49
JAPAN	MAY 22	263.99

# FEDERAL RESERVE statistical release



H.10 (512)

MAY 31, 1985

## FOREIGN EXCHANGE RATES

FOR THE WEEK ENDING MAY 31, 1985

The Board of Governors of the Federal Reserve System is advised that the Federal Reserve Bank of New York has certified for customs purposes the following noon buying rates in New York City for cable transfers payable in foreign currencies:

COUNTRY	MONETARY UNIT	(CURRENCY UNITS PER DOLLAR)				
		MAY 27	MAY 28	MAY 29	MAY 30	MAY 31
*AUSTRALIA	DOLLAR		66.35	66.40	66.33	66.32
AUSTRIA	SCHILLING		21.883	21.635	21.637	21.720
BELGIUM	FRANC		62.660	61.950	62.050	61.550
BRAZIL	CRUZEIRO		5410.00	5430.00	5450.00	5480.00
CANADA	DOLLAR		1.3787	1.3815	1.3775	1.3745
CHINA, P. R.	YUAN		2.8565	2.8565	2.8508	2.8508
DENMARK	KRONE		11.1700	11.0650	11.0800	11.0000
FINLAND	MARKKA		6.4550	6.3975	6.4175	6.3550
FRANCE	FRANC		9.4950	9.3900	9.3900	9.3350
GERMANY	D. MARK		3.1130	3.0790	3.0810	3.0590
GREECE	DRACHMA		137.300	135.900	136.100	135.250
HONG KONG	DOLLAR		7.7715	7.7740	7.7725	7.7730
INDIA	RUPEE	H	12.5200	12.5300	12.4400	12.4700
*IRELAND	POUND		100.50	101.70	101.65	102.50
ISRAEL	SHEKEL		NA	NA	NA	NA
ITALY	LIBRA	O	1982.00	1970.00	1971.00	1963.00
JAPAN	YEN		251.60	251.75	251.60	251.20
MALAYSIA	RINGGIT		2.4765	2.4780	2.4720	2.4650
MEXICO	PESO	L	260.0000	269.0000	276.0000	281.0000
NETHERLANDS	GULLDER		3.5130	3.4730	3.4750	3.4460
*NEW ZEALAND	DOLLAR		45.000	44.980	44.930	45.070
NORWAY	KRONE	I	8.9300	8.8575	8.8600	8.8200
PHILIPPINES	PESO		NA	NA	NA	NA
PORTUGAL	ESCUDO		176.500	176.500	176.000	177.000
SINGAPORE	DOLLAR	D	2.2285	2.2290	2.2215	2.2250
*SOUTH AFRICA	RAND		49.65	50.05	50.08	50.30
SOUTH KOREA	WON		872.80	873.80	873.70	873.20
SPAIN	PESETA	A	175.920	174.450	174.400	173.300
SRI LANKA	RUPEE		27.413	27.413	27.413	27.413
SWEDEN	KRONA		8.9600	8.9000	8.9250	8.8700
SWITZERLAND	FRANC	Y	2.6175	2.5900	2.5990	2.5750
TAIWAN	DOLLAR		39.800	39.810	39.830	NA
THAILAND	BAHT		27.500	27.580	27.520	27.550
*UNITED KINGDOM	POUND		125.15	126.65	127.35	128.60
VENEZUELA	BOLIVAR		NA	NA	NA	NA
MEMO:						
*UNITED STATES	DOLLAR		149.98	148.82	148.75	147.86

#INDEX OF WEIGHTED AVERAGE EXCHANGE VALUE OF U.S. DOLLAR AGAINST CURRENCIES OF OTHER G-11 COUNTRIES. MARCH 1973 = 100. WEIGHTS ARE 1972-76 GLOBAL TRADE OF EACH OF THE 10 COUNTRIES. SERIES REVISED AS OF AUGUST 1978. FOR DESCRIPTION AND BACK DATA, SEE "INDEX OF THE WEIGHTED-AVERAGE EXCHANGE VALUE OF THE U.S. DOLLAR: REVISION" ON PAGE 700 OF THE AUGUST 1978 FEDERAL RESERVE BULLETIN.

\*VALUE IS U.S. CENTS