

(516/517)

**DATA FILE
LIBRARY
FEDERAL RESERVE BANK
OF CHICAGO**

**LIBRARY
MAY 13 1985
FEDERAL RESERVE
BANK OF CHICAGO**

Selected Interest & Exchange Rates

Weekly Series of Charts

NEW SERIES: 3-MONTH INTEREST RATES

May 6, 1985

**Prepared by the
FINANCIAL MARKETS
SECTION**

**DIVISION OF
INTERNATIONAL FINANCE**

**BOARD OF GOVERNORS
FEDERAL RESERVE SYSTEM
Washington, D.C. 20551**

Table of Contents

TABLES

1. LATEST FIGURES PLOTTED
2. DAILY CERTIFIED SPOT EXCHANGE RATES--
H.10 RELEASE

CHARTS

1. SPOT EXCHANGE RATE INDICES
2. 3-MONTH FORWARD EXCHANGE RATES
3. GOLD PRICE--LONDON
4. CALL MONEY RATES
5. 3-MONTH INTEREST RATES
6. EURO-DOLLAR DEPOSIT RATES
7. SELECTED EURO-DOLLAR AND
U.S. MONEY MARKET RATES
8. INTEREST ARBITRAGE: 3-MONTH FUNDS
9. LONG-TERM GOVERNMENT BOND YIELDS
10. INDUSTRIAL STOCK INDICES

SUBSCRIPTION RATES:

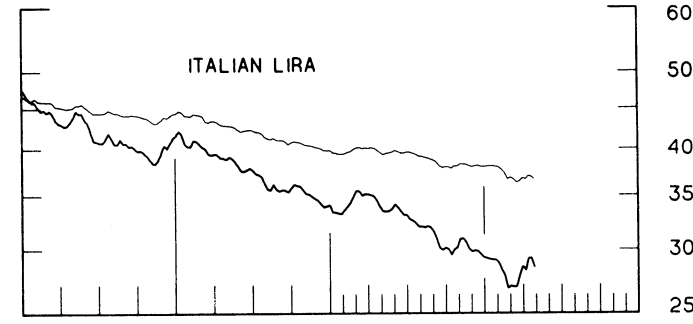
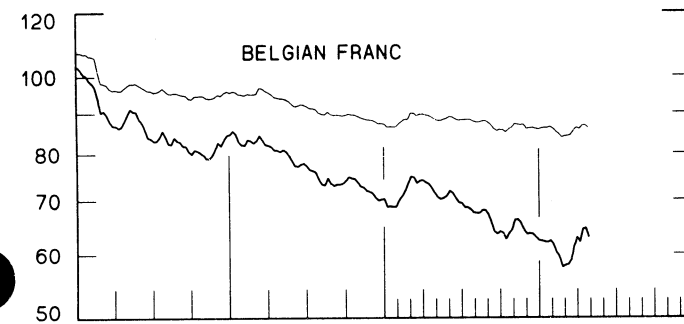
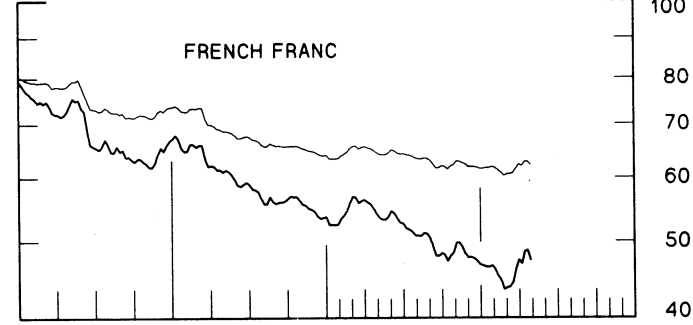
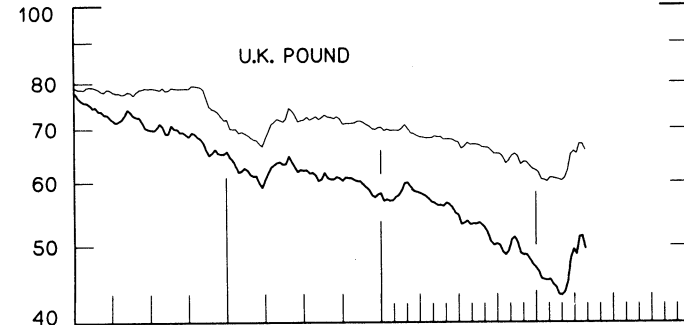
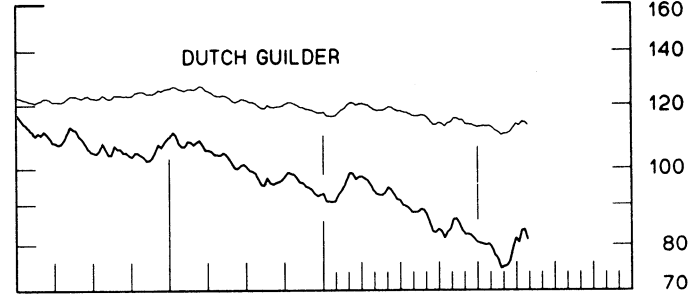
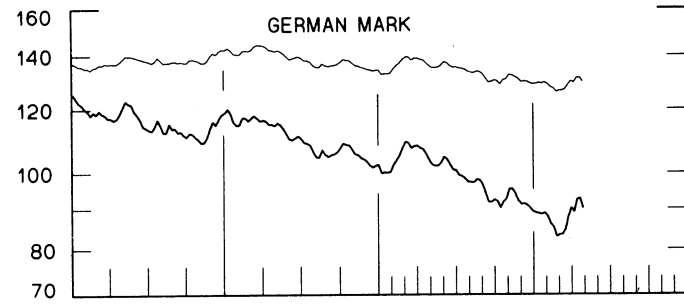
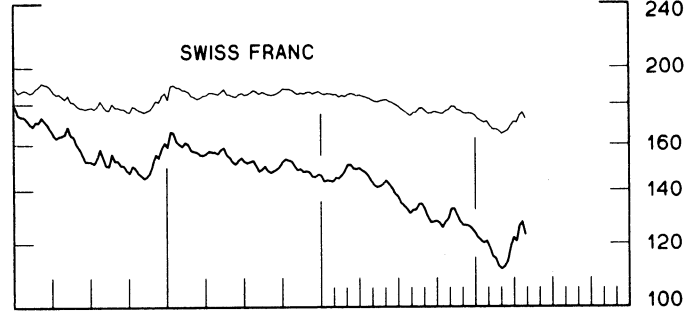
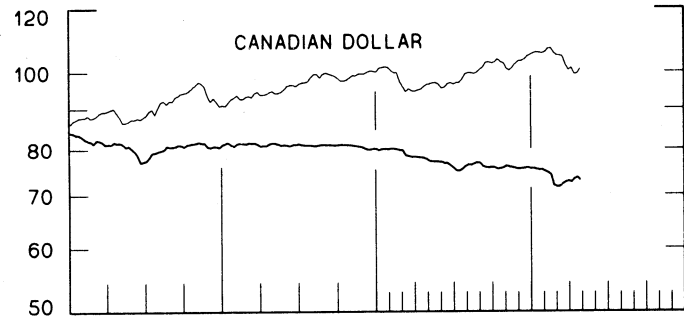
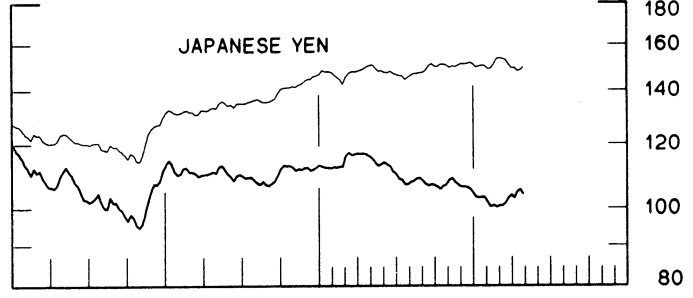
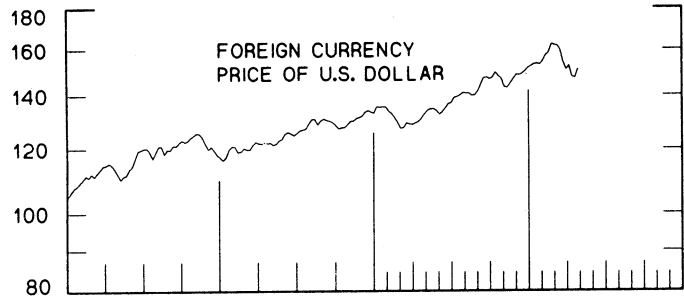
Weekly \$15.00 per year or \$.40 each in the United States, its possessions, Canada, and Mexico; 10 or more of the same issue to one address, \$13.50 per year or \$.35 each. Elsewhere, \$20.00 per year or \$.50 each. Address requests to Publications Services, Division of Administrative Services, and make payment remittance payable to the order of the Board of Governors of the Federal Reserve System in a form collectible at par in U.S. Currency.

SPOT EXCHANGE INDICES

DOLLAR PRICES OF FOREIGN CURRENCIES AND WEIGHTED AVERAGE VALUES (THIN LINE)
AVERAGES FOR WEEK ENDING WEDNESDAY

RATIO SCALE
MARCH 1973=100

RATIO SCALE
MARCH 1973=100



1983

1985

1983

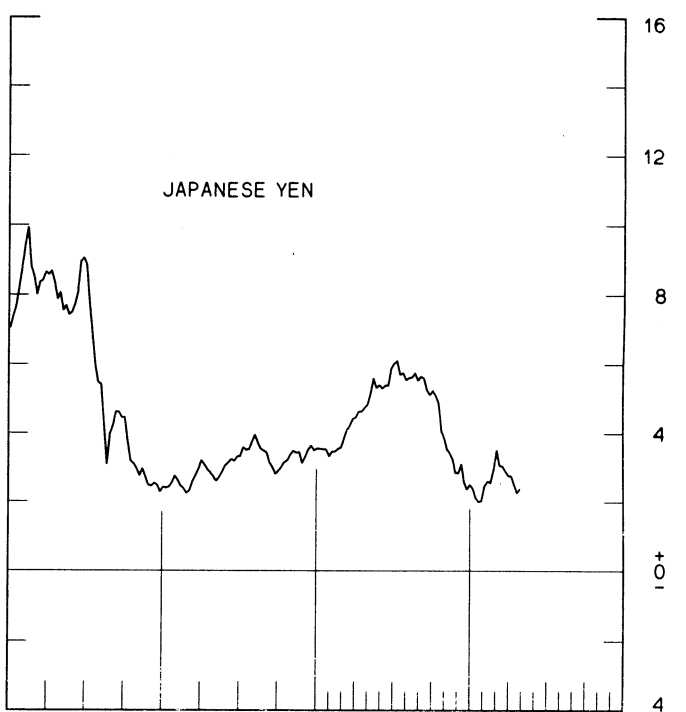
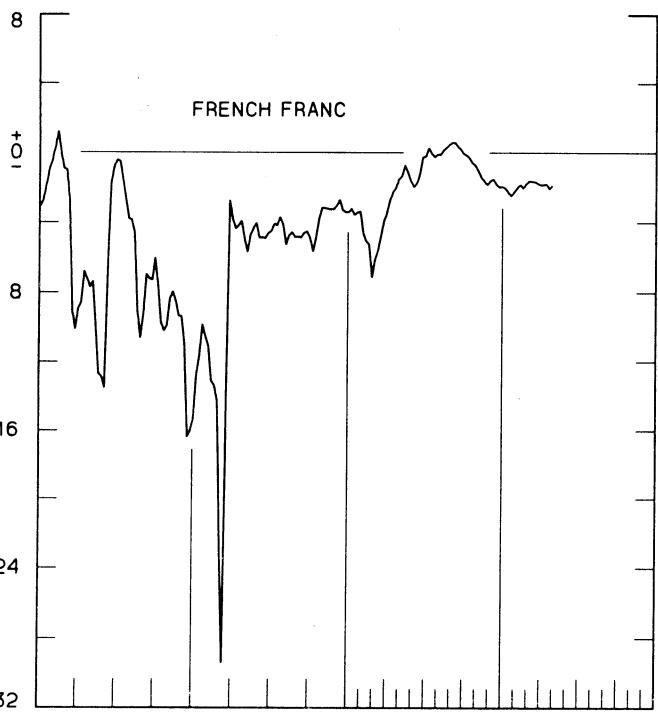
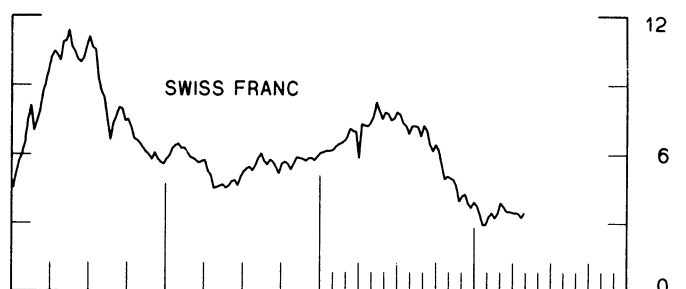
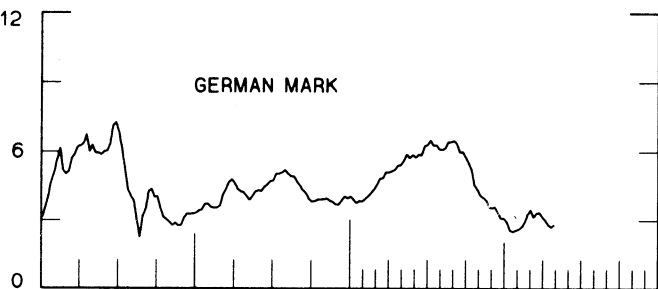
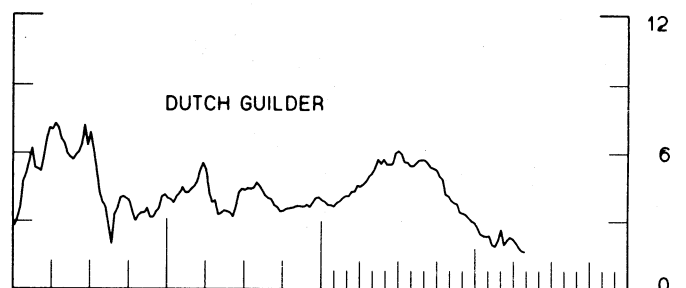
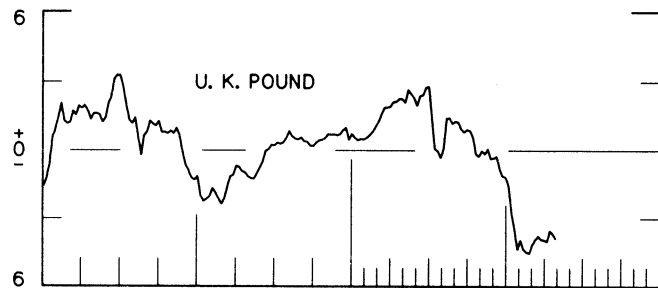
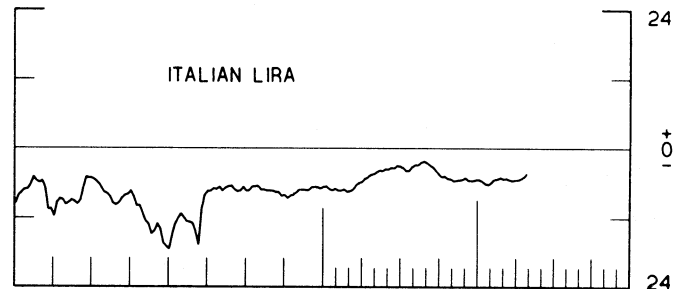
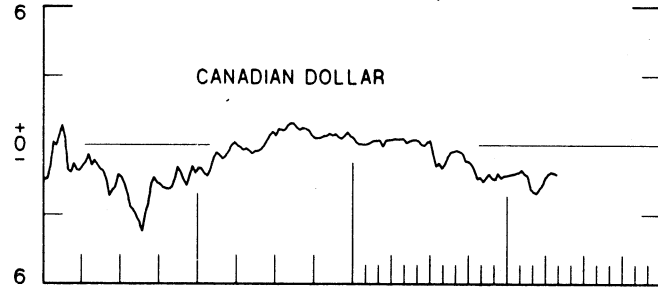
1985

3-MONTH FORWARD EXCHANGE RATES

PREMIUM (+) OR (-)
AVERAGES FOR WEEK ENDING WEDNESDAY

PERCENT PER ANNUM

PERCENT PER ANNUM



1983

1985

1983

1985

CHART 3
PRICE OF GOLD IN LONDON
AVERAGES FOR WEEK ENDING WEDNESDAY

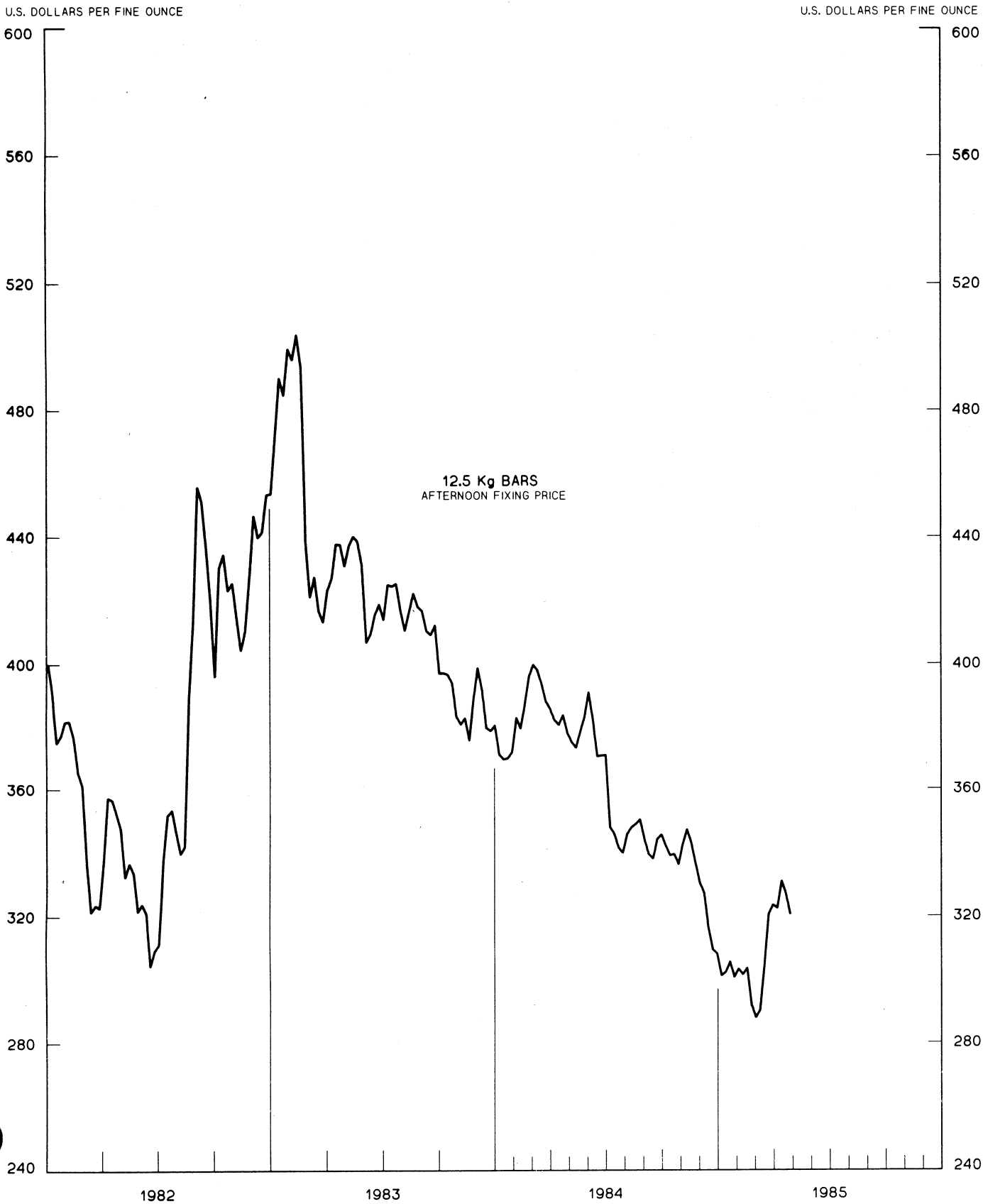


CHART 4
CALL MONEY RATES
WEEKLY SERIES

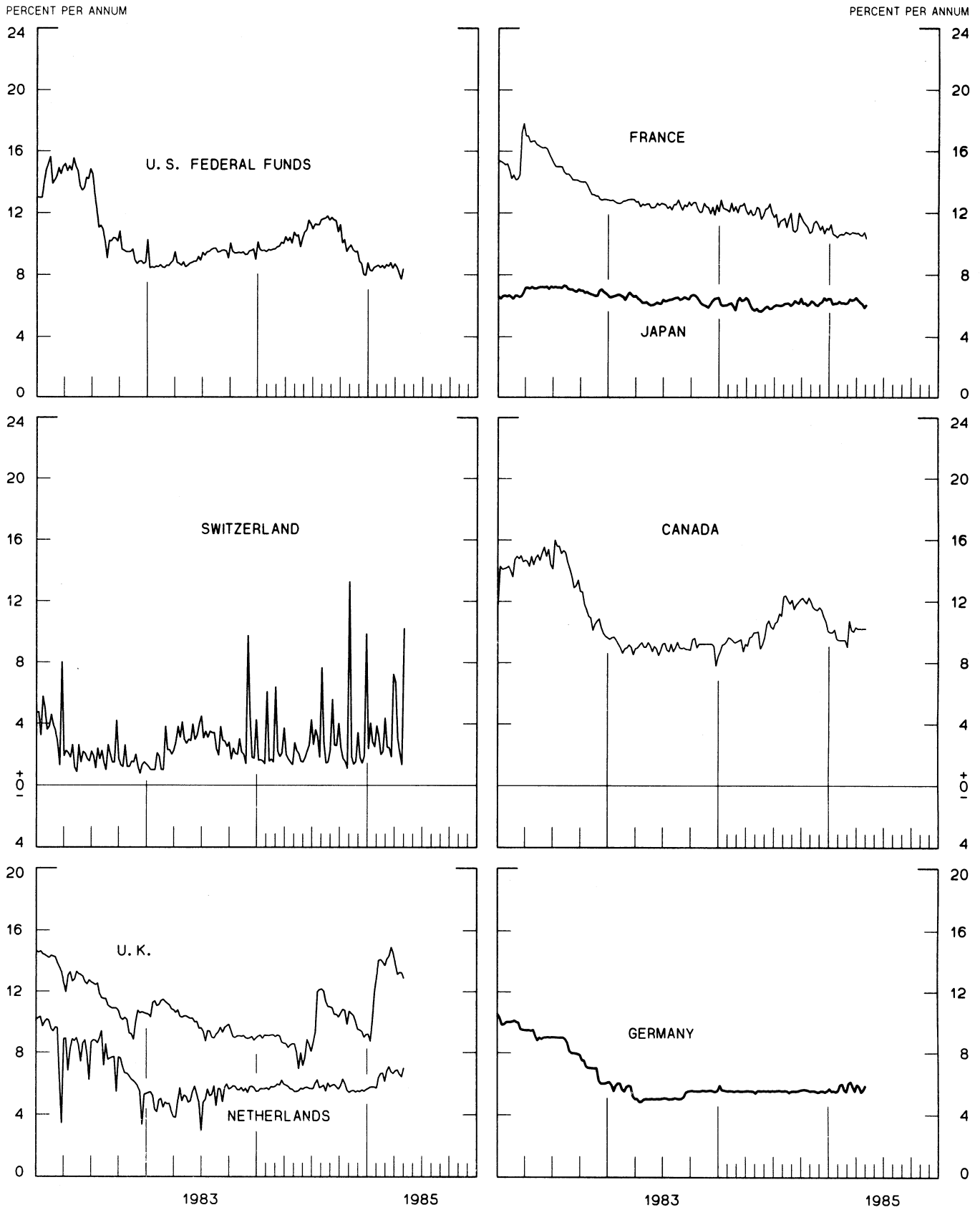


CHART 5
3-MONTH INTEREST RATES

WEEKLY SERIES

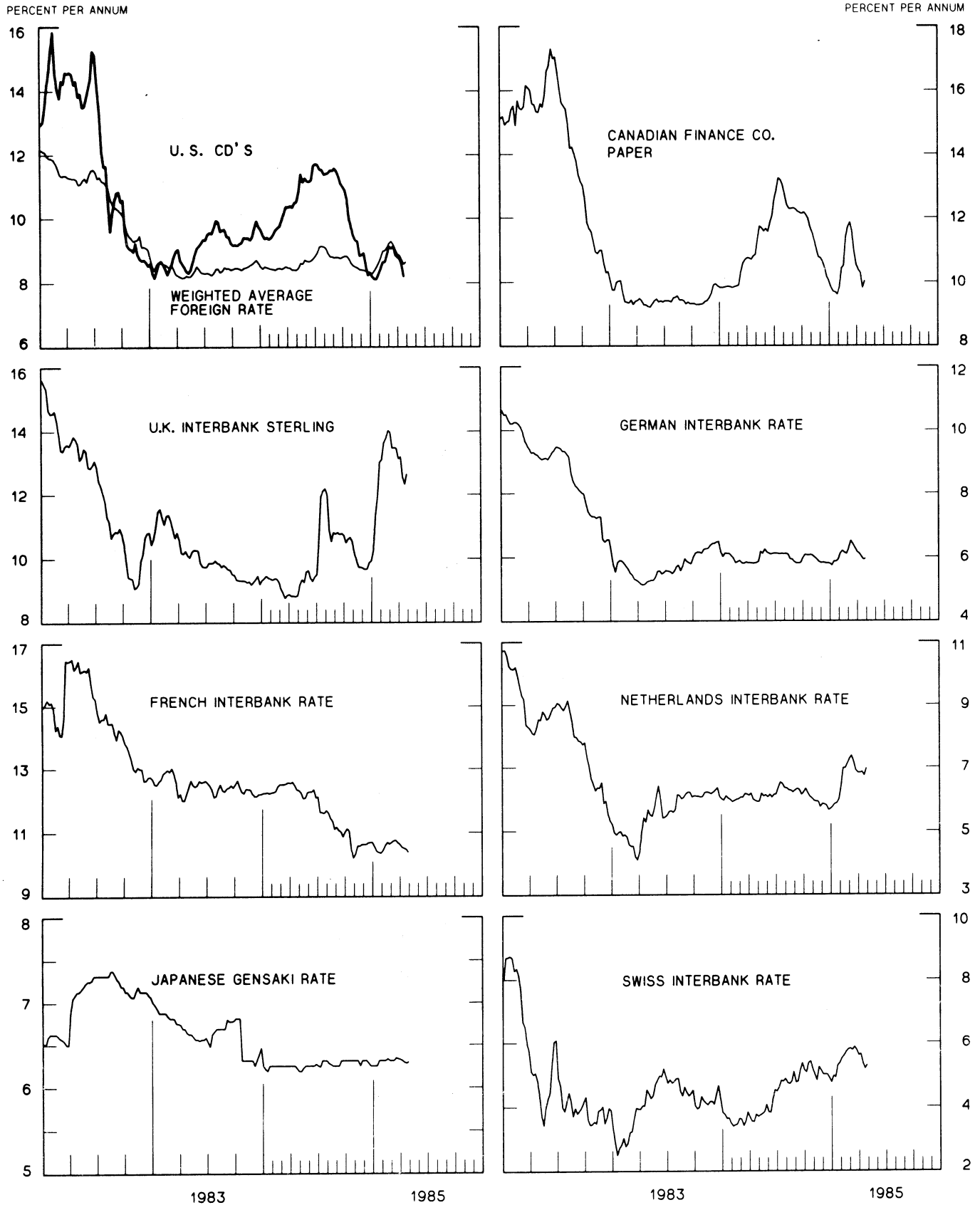
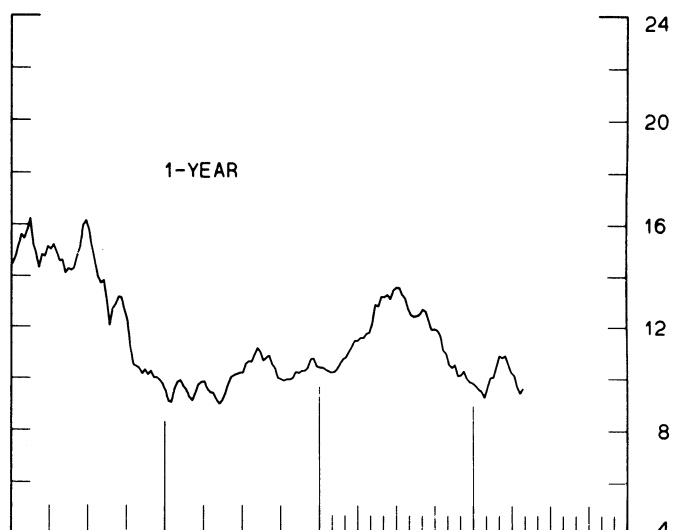
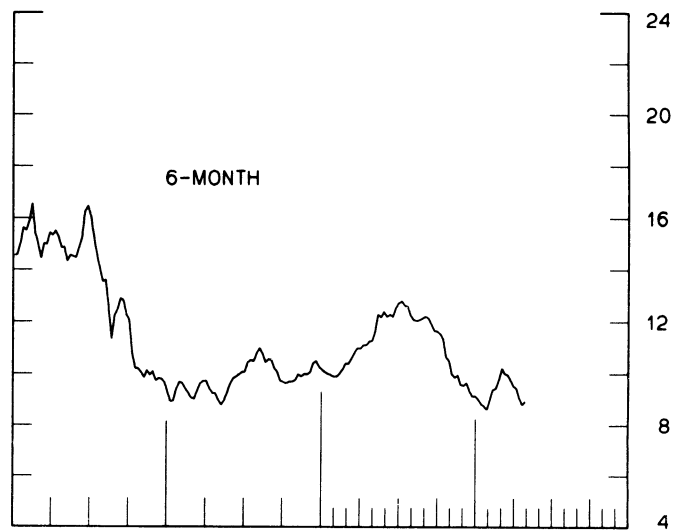
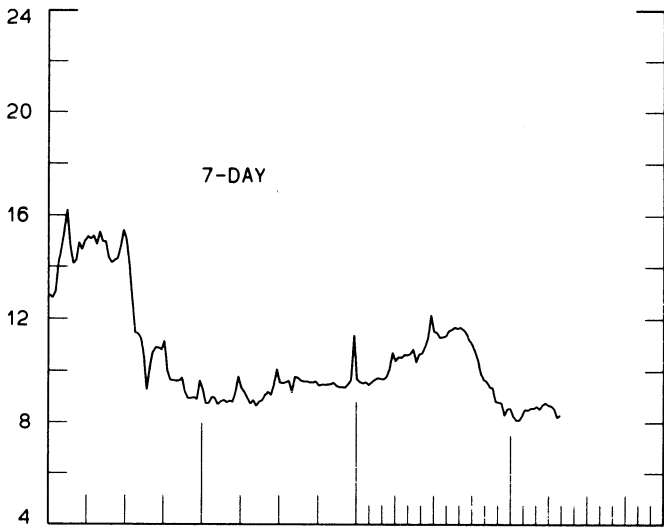
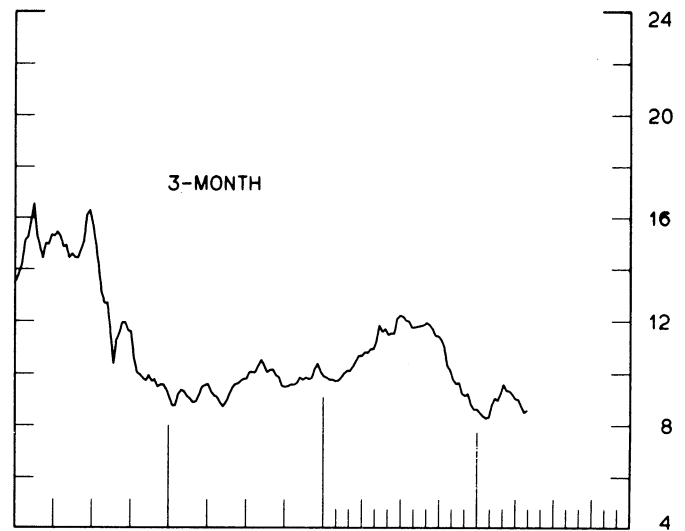
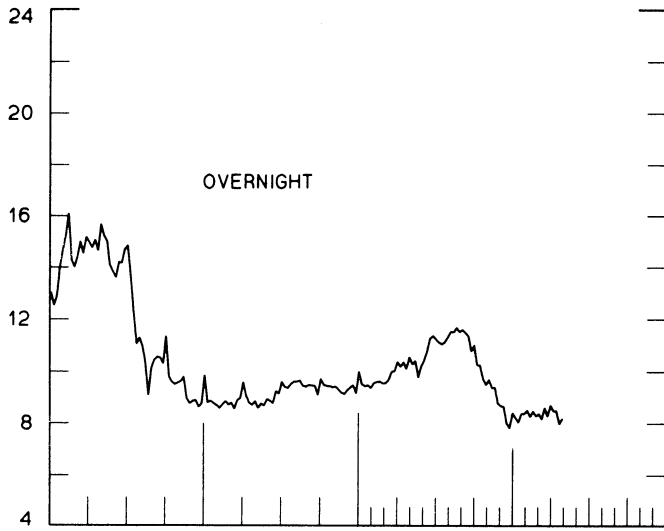


CHART 6
EURO-DOLLAR DEPOSIT RATES LONDON
AVERAGES FOR WEEK ENDING WEDNESDAY

PERCENT PER ANNUM

PERCENT PER ANNUM



1983

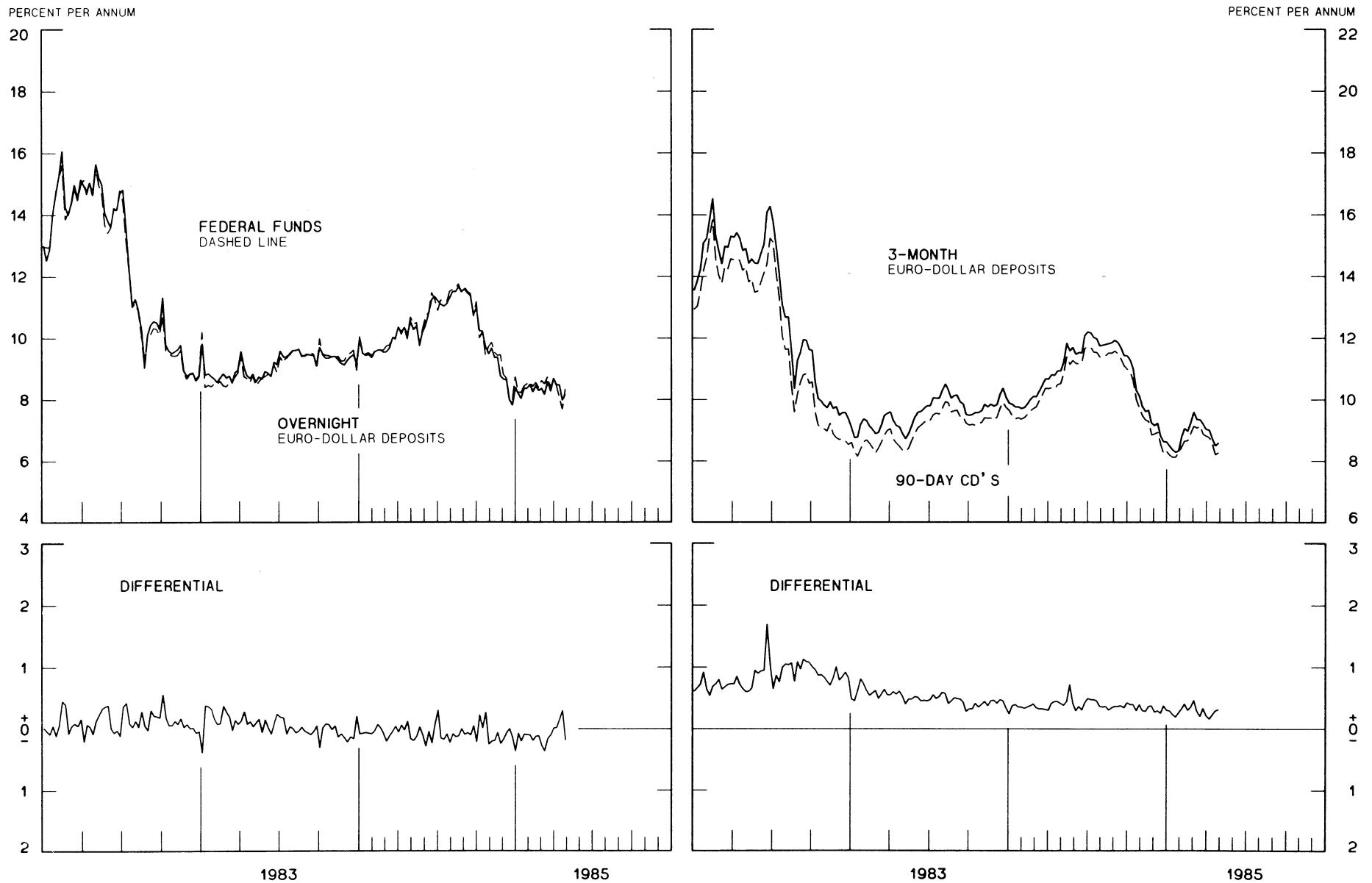
1985

1983

1985

CHART 7
SELECTED EURO-DOLLAR AND U. S. MONEY MARKET RATES

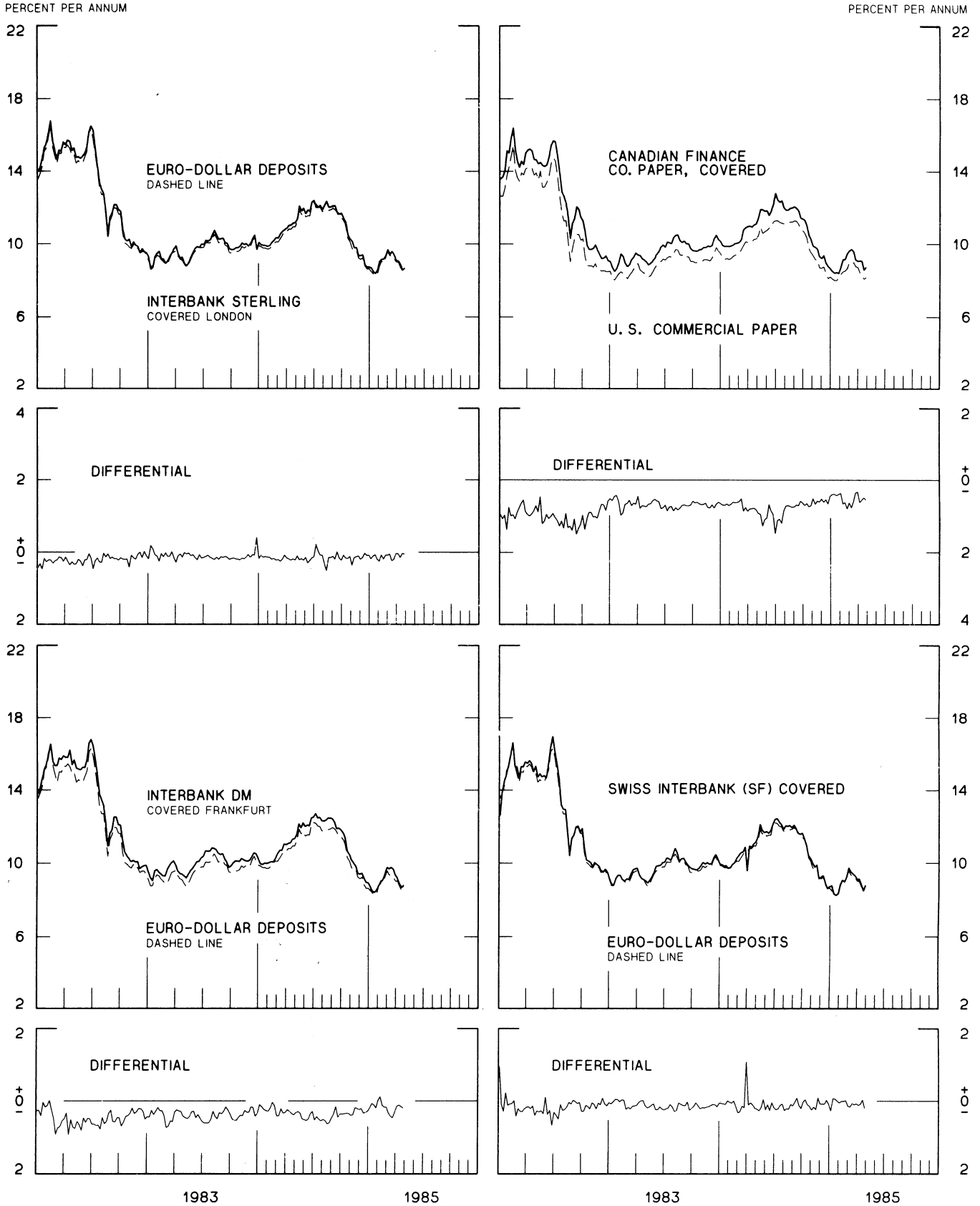
DIFFERENTIAL: PLUS(+), FAVORS BORROWING IN U. S.
 AVERAGES FOR WEEK ENDING WEDNESDAY



1 PERCENT ON DIFFERENTIAL SCALE = 2 PERCENT ON RATE SCALE

INTEREST ARBITRAGE: 3-MONTH FUNDS

DIFFERENTIAL: PLUS(+), INDICATES FAVOR DOLLAR ASSETS
AVERAGES FOR WEEK ENDING WEDNESDAY

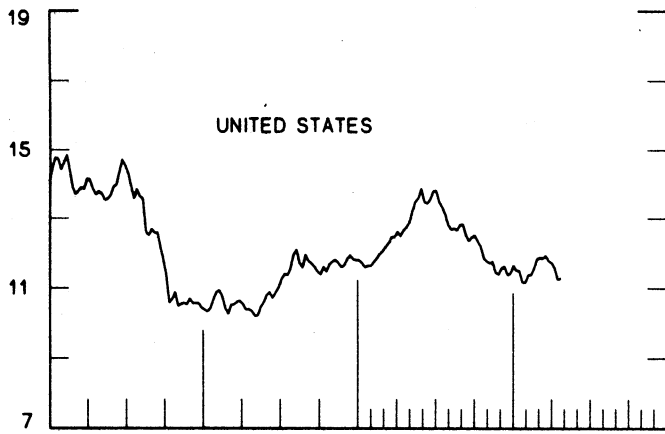


1 PERCENT ON DIFFERENTIAL SCALE = 2 PERCENT ON RATE SCALE

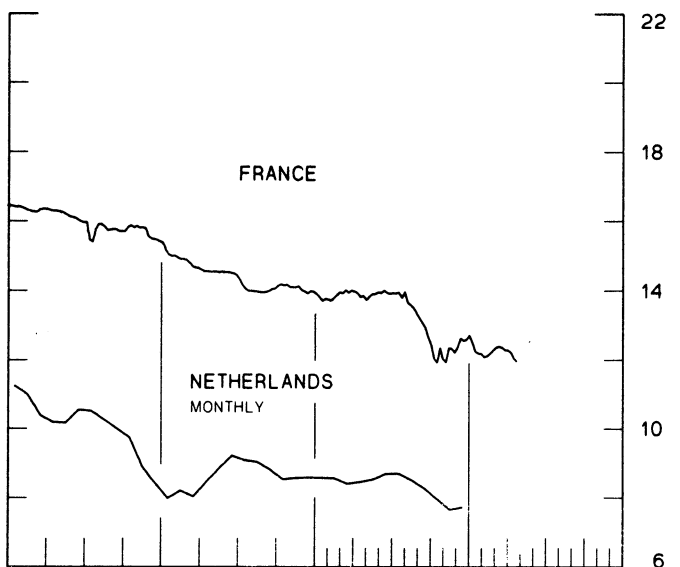
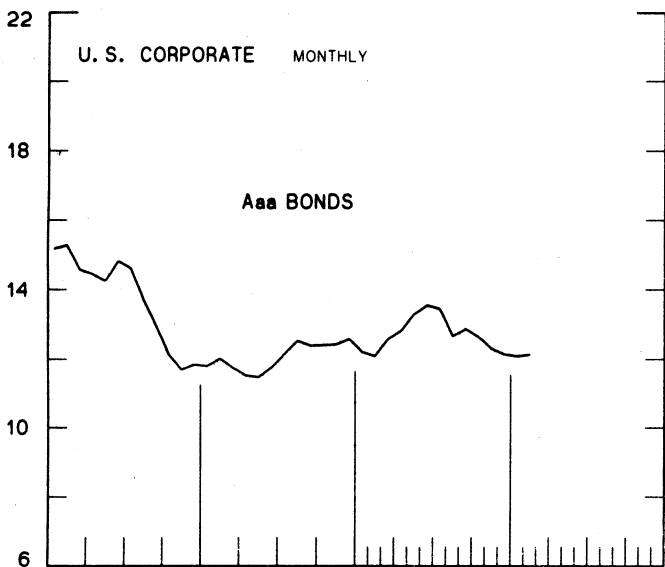
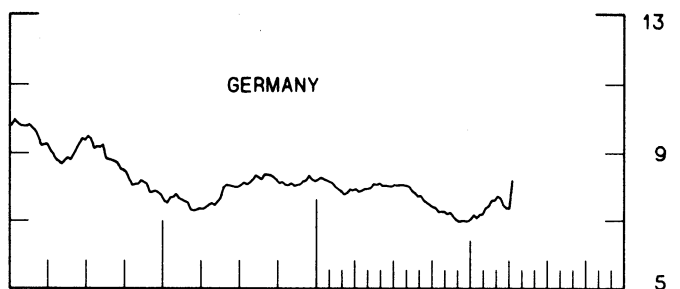
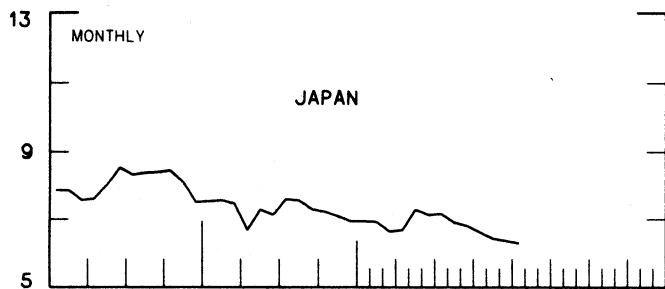
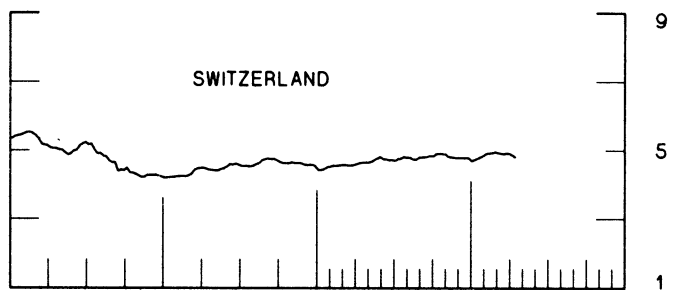
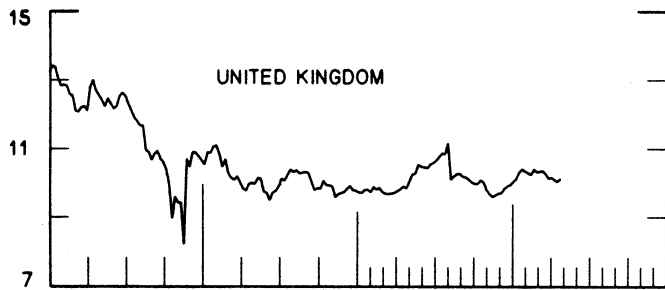
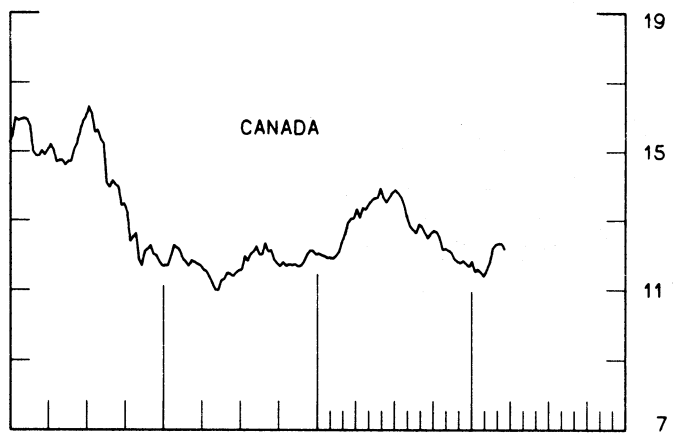
LONG-TERM GOVERNMENT BOND YIELDS

WEEKLY SERIES

PERCENT PER ANNUM



PERCENT PER ANNUM



1983

1985

1983

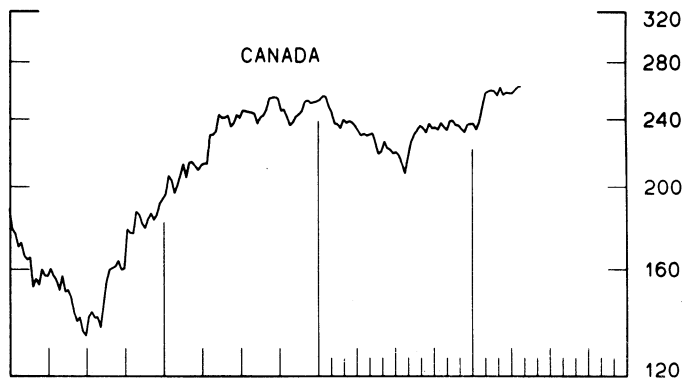
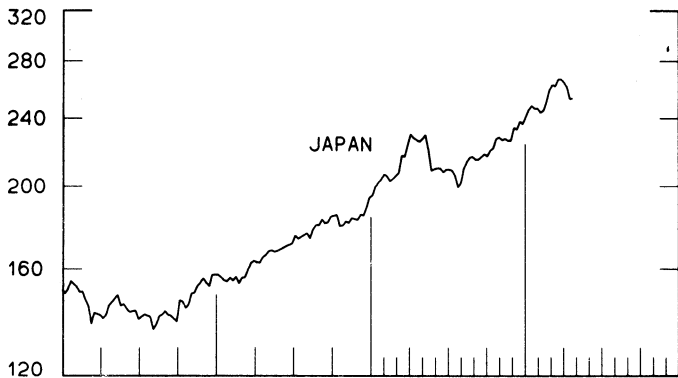
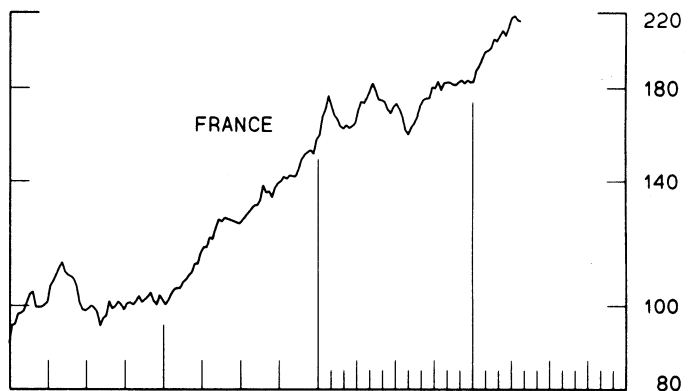
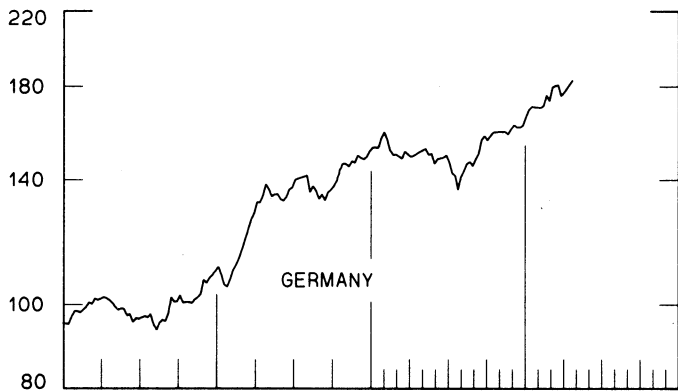
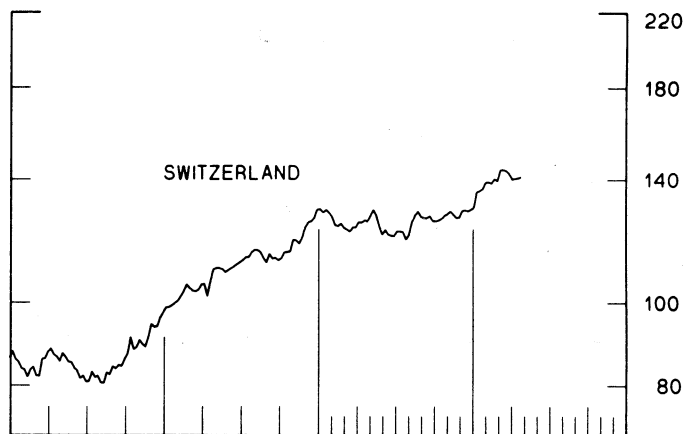
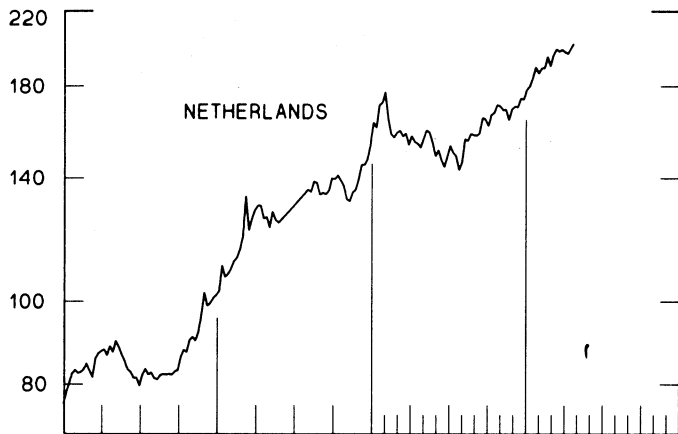
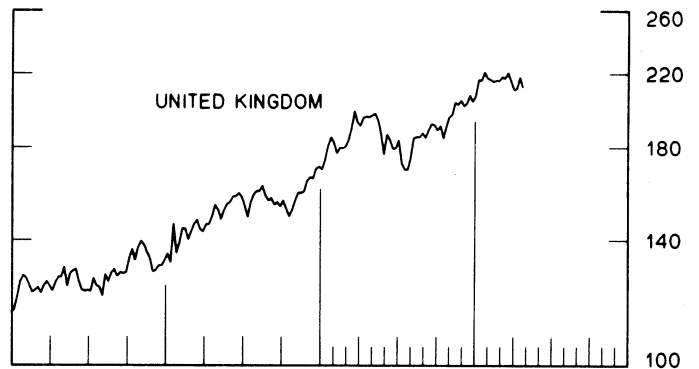
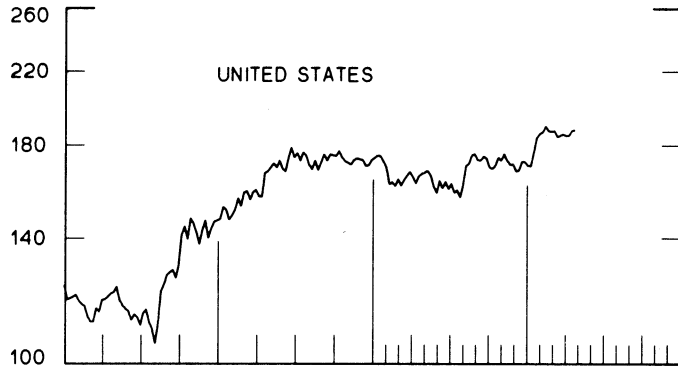
1985

INDUSTRIAL STOCK INDICES

WEEKLY SERIES

RATIO SCALE
1969=100

RATIO SCALE
1969=100



1983

1985

1983

1985

SERIES NAME

LAST VALUE PLOTTED
DATE VALUE

CHART 1. SPOT EXCHANGE RATES AND INDICES

WEEKLY AVERAGES, NOON BUYING RATES (U.S. CENTS)

GERMAN MARK	MAY 1	31.97
JAPANESE YEN	MAY 1	0.39612
DUTCH GUILDER	MAY 1	28.27
U.K. POUND	MAY 1	122.28
CANADIAN DOLLAR	MAY 1	73.13
FRENCH FRANC	MAY 1	10.48
SWISS FRANC	MAY 1	38.21
BELGIAN FRANC	MAY 1	1.59142
ITALIAN LIRA	MAY 1	0.05006
SWEDISH KRONA	MAY 1	11.02

INDICES, MARCH 1973 BASE RATES = 100

GERMAN MARK	MAY 1	89.94
JAPANESE YEN	MAY 1	103.72
DUTCH GUILDER	MAY 1	81.16
U.K. POUND	MAY 1	49.46
CANADIAN DOLLAR	MAY 1	72.89
FRENCH FRANC	MAY 1	47.23
SWISS FRANC	MAY 1	122.92
BELGIAN FRANC	MAY 1	62.71
ITALIAN LIRA	MAY 1	28.44

WEIGHTED AVERAGE EXCHANGE VALUE INDICES, MAR 1973 = 100
(G-10 COUNTRIES PLUS SWITZERLAND)

U.S. DOLLAR	MAY 1	150.89
GERMAN MARK	MAY 1	129.74
JAPANESE YEN	MAY 1	149.69
DUTCH GUILDER	MAY 1	113.09
U.K. POUND	MAY 1	65.72
CANADIAN DOLLAR	MAY 1	100.82
FRENCH FRANC	MAY 1	62.17
SWISS FRANC	MAY 1	172.53
BELGIAN FRANC	MAY 1	86.03
ITALIAN LIRA	MAY 1	36.60
SWEDISH KRONA	MAY 1	66.59

CHART 2. 3-MONTH FORWARD EXCHANGE RATES, PREMIUM OR DISCOUNT

CANADIAN DOLLAR	MAY 1	-1.29
U.K. POUND	MAY 1	-3.89
GERMAN MARK	MAY 1	2.79
FRENCH FRANC	MAY 1	-1.89
SWISS FRANC	MAY 1	3.44
DUTCH GUILDER	MAY 1	1.67
JAPANESE YEN	MAY 1	2.38
ITALIAN LIRA	MAY 1	-4.44

SERIES NAME

LAST VALUE PLOTTED
DATE VALUE

CHART 3. GOLD PRICE IN LONDON, AFTERNOON FIXING

U.S. DOLLARS PER FINE OUNCE MAY 1 320.47

CHART 4. CALL MONEY RATES

U.S. FEDERAL FUNDS	MAY 1	8.35
OVERNIGHT EURO-DOLLAR DEPOSITS	MAY 1	8.18
U.K.	MAY 1	12.85
CANADA	MAY 1	10.25
GERMANY	MAY 1	5.86
JAPAN	MAY 1	6.05
FRANCE	MAY 1	10.31
NETHERLANDS	MAY 1	6.97
SWITZERLAND	MAY 1	10.25

CHART 5. 3-MONTH INTEREST RATES

U.S. 90-DAY CD'S, SECONDARY MARKET	MAY 1	8.27
GERMAN INTERBANK LOAN	MAY 1	5.94
JAPANESE GENSAKI RATE	MAY 1	6.25
CANADIAN FINANCE PAPER	MAY 1	10.03
INTERBANK STERLING	MAY 1	12.65
SWISS INTERBANK LOAN	MAY 1	5.28
FRENCH INTERBANK RATE	MAY 1	10.38
NETHERLANDS INTERBANK RATE	MAY 1	6.95
WEIGHTED AVERAGE FOREIGN INTEREST RATE (G-10 COUNTRIES PLUS SWITZERLAND)	MAY 1	8.64

CHART 6. EURO-DOLLAR DEPOSIT RATES: LONDON

OVERNIGHT	MAY 1	8.18
7-DAY	MAY 1	8.28
1-MONTH	MAY 1	8.31
3-MONTH	MAY 1	8.58
6-MONTH	MAY 1	8.91
1-YEAR	MAY 1	9.61

CHART 7. SELECTED EURO-DOLLAR AND U.S. MONEY MARKET RATES

OVERNIGHT EURO-DOLLAR DEPOSITS	MAY 1	8.18
U.S. FEDERAL FUNDS	MAY 1	8.35
DIFFERENTIAL	MAY 1	-0.18
3-MONTH EURO-DOLLAR DEPOSIT RATE	MAY 1	8.58
U.S. 90-DAY CD'S, SECONDARY MARKET	MAY 1	8.27
DIFFERENTIAL	MAY 1	0.31

SERIES NAME

LAST VALUE PLOTTED
DATE VALUE

CHART 8. INTEREST ARBITRAGE, 3-MONTH FUNDS

EURO-DOLLAR DEPOSIT	MAY 1	8.58
INTERBANK STERLING (LONDON), COVERED	MAY 1	8.64
DIFFERENTIAL	MAY 1	-0.06
U.S. COMMERCIAL PAPER	MAY 1	8.16
CANADIAN FINANCE PAPER, COVERED	MAY 1	8.71
DIFFERENTIAL	MAY 1	-0.55
EURO-DOLLAR DEPOSIT	MAY 1	8.58
INTERBANK DM (FRANKFURT), COVERED	MAY 1	8.77
DIFFERENTIAL	MAY 1	-0.19
EURO-DOLLAR DEPOSIT	MAY 1	8.58
SWISS INTERBANK, COVERED	MAY 1	8.77
DIFFERENTIAL	MAY 1	-0.19

CHART 9. LONG TERM GOVERNMENT BOND YIELDS

UNITED STATES	APRIL 26	11.27
GERMANY	APRIL 12	8.22
JAPAN (MONTHLY)	JAN.	6.29
SWITZERLAND	APRIL 19	4.78
CANADA	MARCH 22	12.16
FRANCE	APRIL 26	11.95
NETHERLANDS (MONTHLY)	DEC.	7.72
UNITED KINGDOM	APRIL 26	10.12
U.S. CORPORATE		
AAA BONDS	FEB.	12.13

CHART 10. STOCK INDICES

UNITED STATES	APRIL 24	187.26
UNITED KINGDOM	APRIL 24	211.61
CANADA	APRIL 24	262.26
GERMANY	APRIL 24	183.16
SWITZERLAND	APRIL 24	140.98
NETHERLANDS	APRIL 24	201.90
FRANCE	APRIL 24	214.93
JAPAN	APRIL 24	253.30

FEDERAL RESERVE statistical release



H.10 (512)

MAY 3, 1985

FOREIGN EXCHANGE RATES

FOR THE WEEK ENDING MAY 3, 1985

The Board of Governors of the Federal Reserve System is advised that the Federal Reserve Bank of New York has certified for customs purposes the following noon buying rates in New York City for cable transfers payable in foreign currencies:

COUNTRY	MONETARY UNIT	(CURRENCY UNITS PER DOLLAR)				
		APR. 29	APR. 30	MAY 1	MAY 2	MAY 3
*AUSTRALIA	DOLLAR	65.45	64.45	64.60	65.30	66.00
AUSTRIA	SCHILLING	21.870	21.753	21.773	22.300	22.485
BELGIUM	FRANC	62.650	62.350	63.300	63.800	64.800
BRAZIL	CRUZEIRO	NA	NA	NA	NA	5020.00
CANADA	DOLLAR	1.3683	1.3670	1.3688	1.3735	1.3815
CHINA, P. B.	YUAN	2.8680	2.8593	2.8593	2.8593	2.8593
DENMARK	KRONE	11.2350	11.1875	11.3635	11.4350	11.5900
FINLAND	MARKKA	6.5000	6.4780	6.5425	6.5875	6.6700
FRANCE	FRANC	9.5000	9.4500	9.6025	9.6800	9.8100
GERMANY	D. MARK	3.1100	3.0980	3.1490	3.1775	3.2190
GREECE	DRACHMA	136.600	137.500	137.300	139.100	140.700
HONG KONG	DOLLAR	7.7810	7.7795	7.7845	7.7890	7.7850
INDIA	RUPEE	12.5000	12.4300	12.5500	12.6500	12.6200
*IRELAND	POUND	100.30	101.20	99.40	98.65	97.30
ISRAEL	SHEKEL	NA	NA	NA	NA	NA
ITALY	LIRA	1989.00	1985.00	2011.00	2022.00	2044.00
JAPAN	YEN	252.70	251.50	252.75	252.95	253.85
MALAYSIA	RINGGIT	2.4840	2.4750	2.4780	2.4850	2.4895
MEXICO	PESO	248.5000	248.5000	247.5000	247.7500	248.2500
NETHERLANDS	GUILDER	3.5200	3.5030	3.5590	3.5800	3.6350
*NEW ZEALAND	DOLLAR	45.450	45.400	45.350	45.300	45.350
NORWAY	KRONE	8.9750	8.9475	9.0450	9.0925	9.2000
PHILIPPINES	PESO	NA	NA	NA	NA	NA
PORTUGAL	ESCUDO	177.500	175.500	177.000	179.000	182.000
SINGAPORE	DOLLAR	2.2260	2.2250	2.2275	2.2375	2.2370
*SOUTH AFRICA	RAND	51.20	51.40	50.52	50.20	49.85
SOUTH KOREA	WON	868.60	868.10	867.70	868.70	869.70
SPAIN	PESETA	174.800	173.600	175.300	177.300	178.700
SRI LANKA	RUPEE	27.262	27.313	27.300	NA	27.363
SWEDEN	KRONA	9.0300	9.0125	9.1125	9.1400	9.2500
SWITZERLAND	FRANC	2.6130	2.6000	2.6400	2.6600	2.7110
TAIWAN	DOLLAR	39.960	39.970	39.940	39.920	39.920
THAILAND	BAHT	27.660	27.540	27.550	NA	27.730
*UNITED KINGDOM	POUND	123.00	124.10	122.35	122.05	120.70
VENEZUELA	BOLIVAR	NA	NA	NA	NA	NA
MEMO:						
*UNITED STATES	DOLLAR	150.37	149.70	151.57	152.41	154.13

*INDEX OF WEIGHTED AVERAGE EXCHANGE VALUE OF U.S. DOLLAR AGAINST CURRENCIES OF OTHER G-11 COUNTRIES. MARCH 1973 = 100. WEIGHTS ARE 1972-76 GLOBAL TRADE OF EACH OF THE 10 COUNTRIES. SERIES REVISED AS OF AUGUST 1978. FOR DESCRIPTION AND BACK DATA, SEE "INDEX OF THE WEIGHTED-AVERAGE EXCHANGE VALUE OF THE U.S. DOLLAR: REVISION" ON PAGE 700 OF THE AUGUST 1978 FEDERAL RESERVE BULLETIN.

*VALUE IS U.S. CENTS

AMSTERDAM INTERBANK LOAN RATE - 3MO

PERCENT *

1980- 1	12.563	12.800	12.150	11.325	11.150	11.375	11.725	11.950	12.450	12.675	11.925	11.200
1980- 13	10.825	11.200	11.250	10.875	10.450	10.425	11.150	11.125	11.175	11.300	11.050	10.875
1980- 25	10.825	10.425	10.475	10.325	10.188	10.100	9.625	9.425	9.775	9.938	10.375	10.550
1980- 37	10.500	10.625	9.850	10.100	10.100	9.725	9.375	9.375	9.175	9.475	9.650	9.750
1980- 49	9.850	9.900	9.800	9.525	9.250							
1981- 1	9.219	9.375	9.413	9.375	9.363	9.500	9.650	9.975	11.200	11.075	10.425	10.150
1981- 13	10.300	10.350	10.275	10.375	10.650	11.531	11.475	11.700	12.225	11.875	12.063	11.700
1981- 25	11.825	11.675	11.825	11.900	12.375	13.200	13.275	13.425	13.575	13.600	13.825	13.700
1981- 37	12.625	12.375	12.800	12.625	12.325	12.550	12.725	12.700	12.350	11.375	11.150	11.150
1981- 49	11.050	11.000	11.050	11.000	*****							
1982- 1	10.719	10.738	10.550	10.225	10.150	10.138	10.200	9.938	9.600	9.288	9.163	8.350
1982- 13	8.281	8.213	8.083	8.050	8.250	8.525	8.500	8.775	8.688	8.516	8.575	8.750
1982- 25	8.900	8.925	9.050	9.013	8.900	8.813	8.950	9.125	8.800	8.463	7.975	7.963
1982- 37	7.850	7.825	7.725	7.788	7.313	7.025	6.625	6.450	6.250	6.350	6.338	6.513
1982- 49	5.863	5.938	5.513	5.300	*****							
1983- 1	5.200	4.938	4.875	4.950	4.975	4.838	4.875	4.813	4.563	4.513	4.513	4.188
1983- 13	4.088	4.333	4.950	5.408	5.275	5.663	5.500	5.453	5.703	6.100	6.400	5.975
1983- 25	5.400	5.425	5.475	5.600	5.625	5.575	5.663	6.125	6.100	6.000	6.038	6.150
1983- 37	6.200	6.200	6.050	6.088	6.075	6.075	6.050	6.063	6.188	6.200	6.188	6.150
1983- 49	6.200	6.263	6.338	6.063	*****							
1984- 1	5.988	5.950	6.088	6.013	5.975	5.900	5.938	5.975	5.988	6.038	6.038	6.150
1984- 13	6.138	6.100	6.163	5.975	5.938	5.906	5.913	6.163	6.075	6.113	6.047	6.125
1984- 25	6.038	6.125	6.138	6.350	6.513	6.463	6.338	6.325	6.263	6.250	6.200	6.263
1984- 37	6.313	6.275	6.125	6.200	6.313	6.175	6.063	6.013	5.938	5.913	5.913	5.738
1984- 49	5.838	5.825	5.788	5.646	*****							
1985- 1	5.688	5.763	5.838	5.863	5.988	6.400	6.963	6.963	7.113	7.263	7.363	7.163
1985- 13	6.888	6.813	6.813	6.838	6.725							

JAPANESE GENSAKI RATE

PERCENT *

1980- 1	*****						8.212	8.587	9.510	9.924	10.461	11.860
1980- 13	12.654	12.722	12.841	12.884	12.607	12.228	12.052	12.061	12.400	12.552	12.472	11.961
1980- 25	11.499	11.056	10.855	10.906	11.143	11.343	11.526	11.555	11.625	11.442	10.803	11.013
1980- 37	11.169	11.281	11.425	11.316	10.756	10.620	10.015	9.605	9.544	9.550	9.533	9.639
1980- 49	9.913	10.071	9.975	9.743	9.501							
1981- 1	9.046	8.492	8.346	8.366	8.270	8.248	8.416	8.500	8.449	8.386	7.803	7.423
1981- 13	7.333	6.848	6.850	6.826	6.751	6.780	6.981	7.312	7.511	7.478	7.435	7.454
1981- 25	7.419	7.264	7.186	7.189	7.157	7.127	7.147	7.186	7.212	7.249	7.287	7.296
1981- 37	7.295	7.258	7.168	7.163	7.173	7.126	7.086	7.089	7.112	7.122	7.189	7.214
1981- 49	6.986	6.608	6.563	6.535*****								
1982- 1	6.464	6.395	6.403	6.419	6.372	6.375	6.380	6.400	6.406	6.429	6.459	6.436
1982- 13	6.420	6.460	6.524	6.599	6.659	6.671	6.689	6.736	6.905	7.082	7.100	7.110
1982- 25	7.168	7.214	7.178	7.165	7.168	7.119	7.035	7.048	7.152	7.213	7.217	7.231
1982- 37	7.245	7.212	7.097	7.020	6.989	6.990	6.945	6.897	6.908	6.972	7.027	7.051
1982- 49	7.048	6.988	6.900	6.825*****								
1983- 1	6.696	6.529	6.412	6.421	6.523	6.595	6.630	6.676	6.696	6.724	6.751	6.760
1983- 13	6.709	6.494	6.396	6.339	6.240	6.208	6.219	6.238	6.285	6.337	6.418	6.465
1983- 25	6.497	6.489	6.465	6.463	6.474	6.479	6.497	6.533	6.575	6.591	6.400	6.629
1983- 37	6.691	6.721	6.709	6.613	6.600	6.596	6.434	6.316	6.307	6.341	6.381	6.402
1983- 49	6.449	6.459	6.465	6.435*****								
1984- 1	6.470	6.359	6.360	6.337	6.306	6.312	6.331	6.350	6.384	6.416	6.431	6.444
1984- 13	6.407	6.312	6.306	6.265	6.226	6.173	6.197	6.194	6.230	6.303	6.359	6.366
1984- 25	6.359	6.336	6.316	6.302	6.301	6.301	6.317	6.354	6.345	6.366	6.335	6.324
1984- 37	6.318	6.321	6.337	6.313	6.305	6.305	6.312	6.300	6.298	6.302	6.316	6.339
1984- 49	6.344	6.345	6.333	6.316*****								
1985- 1	6.292	6.281	6.267	6.261	6.262	6.259	6.274	6.315	6.312	6.309	6.307	6.307
1985- 13	6.301	6.266	6.268	6.261	6.246							

PARIS INTERBANK LOAN RATE - 3MO

PERCENT *

1980- 1	12.604	12.375	12.350	12.225	12.238	12.225	12.225	12.388	13.138	13.725	14.000	14.088
1980- 13	13.938	13.575	13.175	12.825	12.738	12.600	12.688	12.675	12.650	12.538	12.375	12.375
1980- 25	12.375	12.388	12.275	12.050	11.891	11.875	11.550	11.450	11.075	10.975	11.275	11.588
1980- 37	11.650	11.813	11.800	12.125	11.950	11.800	11.663	11.425	11.300	11.109	11.250	11.325
1980- 49	11.450	11.563	11.525	11.538	11.484							
1981- 1	11.453	11.413	11.388	11.338	11.288	11.488	11.588	12.288	13.450	12.625	12.288	12.175
1981- 13	12.625	13.100	13.050	12.979	12.900	13.438	14.000	16.375	17.750	18.344	19.563	19.288
1981- 25	18.275	18.350	17.650	17.275	17.200	17.300	17.000	17.275	17.425	17.613	17.600	17.188
1981- 37	17.263	17.950	18.300	17.850	16.525	16.125	15.713	15.500	15.359	15.325	15.363	15.300
1981- 49	15.263	15.438	15.250	15.219*****								
1982- 1	14.969	15.050	15.188	15.075	15.113	14.925	14.238	14.375	14.075	14.063	14.613	16.450
1982- 13	16.425	16.450	16.500	16.175	16.275	16.450	16.100	16.138	16.172	16.125	16.250	15.725
1982- 25	15.300	15.213	14.775	14.500	14.588	14.588	14.775	14.438	14.438	14.450	14.150	13.925
1982- 37	14.250	14.175	14.025	13.813	13.713	13.500	13.275	13.000	12.913	13.047	12.988	12.988
1982- 49	12.613	12.625	12.725	12.738*****								
1983- 1	12.663	12.500	12.488	12.600	12.663	12.850	12.900	12.963	12.900	13.013	12.838	12.563
1983- 13	12.100	12.208	12.000	12.000	12.213	12.425	12.625	12.485	12.438	12.475	12.613	12.563
1983- 25	12.588	12.613	12.550	12.463	12.344	12.100	12.138	12.375	12.500	12.313	12.275	12.375
1983- 37	12.400	12.475	12.400	12.513	12.625	12.425	12.263	12.219	12.363	12.344	12.338	12.200
1983- 49	12.125	12.125	12.188	12.188*****								
1984- 1	12.219	12.225	12.238	12.213	12.238	12.250	12.275	12.438	12.500	12.500	12.500	12.525
1984- 13	12.563	12.538	12.575	12.463	12.334	12.313	12.234	12.063	12.075	12.250	12.266	12.266
1984- 25	12.338	12.088	12.113	11.638	11.625	11.600	11.688	11.613	11.438	11.350	11.100	11.163
1984- 37	11.063	11.025	10.863	11.013	11.113	11.038	10.450	10.200	10.328	10.575	10.575	10.625
1984- 49	10.625	10.625	10.675	10.688*****								
1985- 1	10.688	10.538	10.400	10.375	10.350	10.438	10.588	10.688	10.638	10.688	10.738	10.750
1985- 13	10.675	10.625	10.531	10.500	10.475							