

(516/517)

---

DATA FILE  
LIBRARY  
FEDERAL RESERVE BANK  
OF CHICAGO

**LIBRARY**

APR 29 1985

FEDERAL RESERVE  
BANK OF CHICAGO

# Selected Interest & Exchange Rates

## Weekly Series of Charts

April 22, 1985

Prepared by the  
FINANCIAL MARKETS  
SECTION

DIVISION OF  
INTERNATIONAL FINANCE

BOARD OF GOVERNORS  
FEDERAL RESERVE SYSTEM  
Washington, D.C. 20551

---

# Table of Contents

## **TABLES**

1. LATEST FIGURES PLOTTED
2. DAILY CERTIFIED SPOT EXCHANGE RATES--  
H.10 RELEASE

## **CHARTS**

1. SPOT EXCHANGE RATE INDICES
2. 3-MONTH FORWARD EXCHANGE RATES
3. GOLD PRICE--LONDON
4. CALL MONEY RATES
5. 3-MONTH INTEREST RATES
6. EURO-DOLLAR DEPOSIT RATES
7. SELECTED EURO-DOLLAR AND  
U.S. MONEY MARKET RATES
8. INTEREST ARBITRAGE: 3-MONTH FUNDS
9. LONG-TERM GOVERNMENT BOND YIELDS
10. INDUSTRIAL STOCK INDICES

## **SUBSCRIPTION RATES:**

Weekly \$15.00 per year or \$.40 each in the United States, its possessions, Canada, and Mexico; 10 or more of the same issue to one address, \$13.50 per year or \$.35 each. Elsewhere, \$20.00 per year or \$.50 each. Address requests to Publications Services, Division of Administrative Services, and make payment remittance payable to the order of the Board of Governors of the Federal Reserve System in a form collectible at par in U.S. Currency.

# SPOT EXCHANGE INDICES

DOLLAR PRICES OF FOREIGN CURRENCIES AND WEIGHTED AVERAGE VALUES (THIN LINE)  
AVERAGES FOR WEEK ENDING WEDNESDAY

RATIO SCALE  
MARCH 1973=100

RATIO SCALE  
MARCH 1973=100

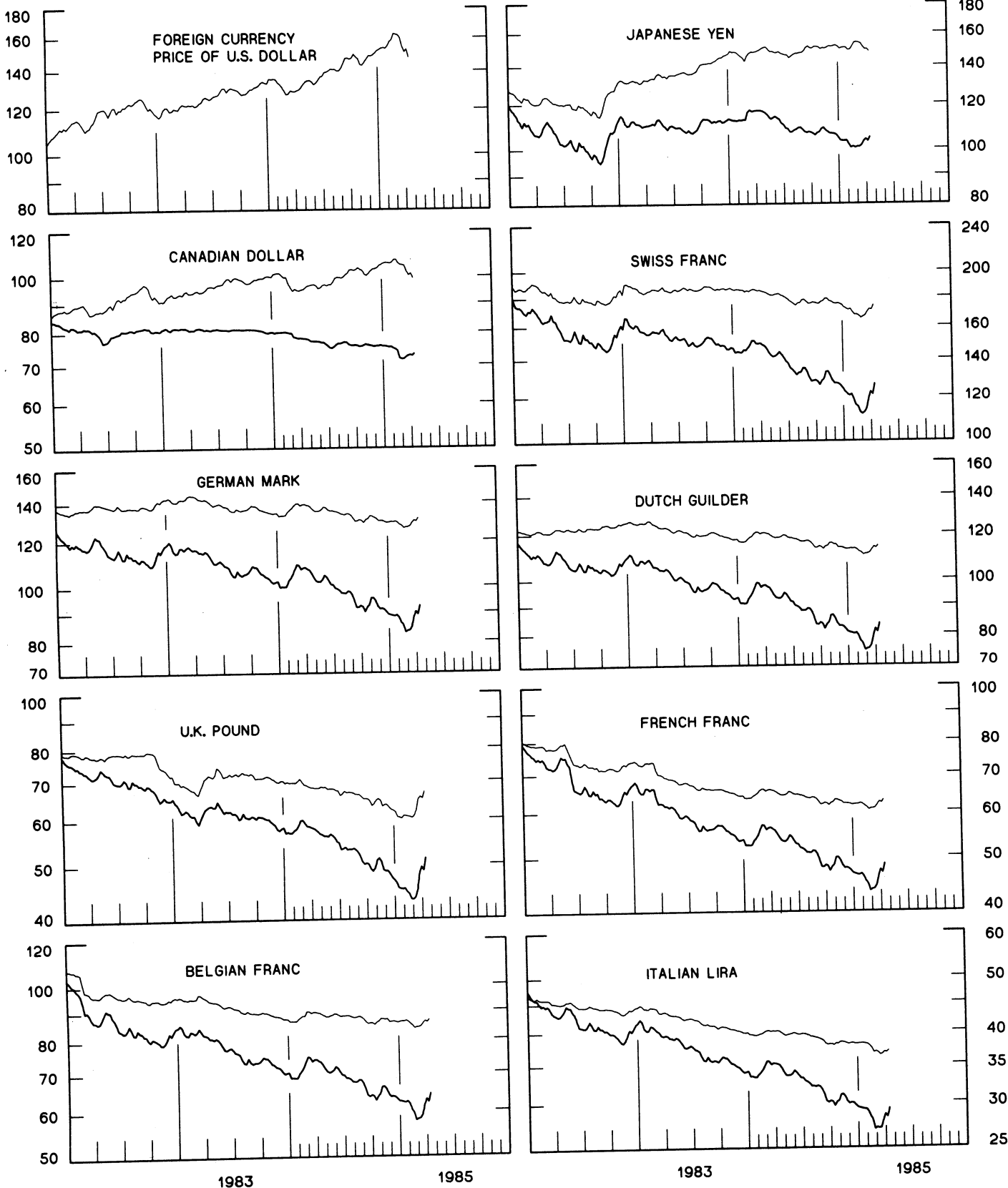


CHART 2  
**3-MONTH FORWARD EXCHANGE RATES**

PREMIUM (+) OR (-)  
 AVERAGES FOR WEEK ENDING WEDNESDAY

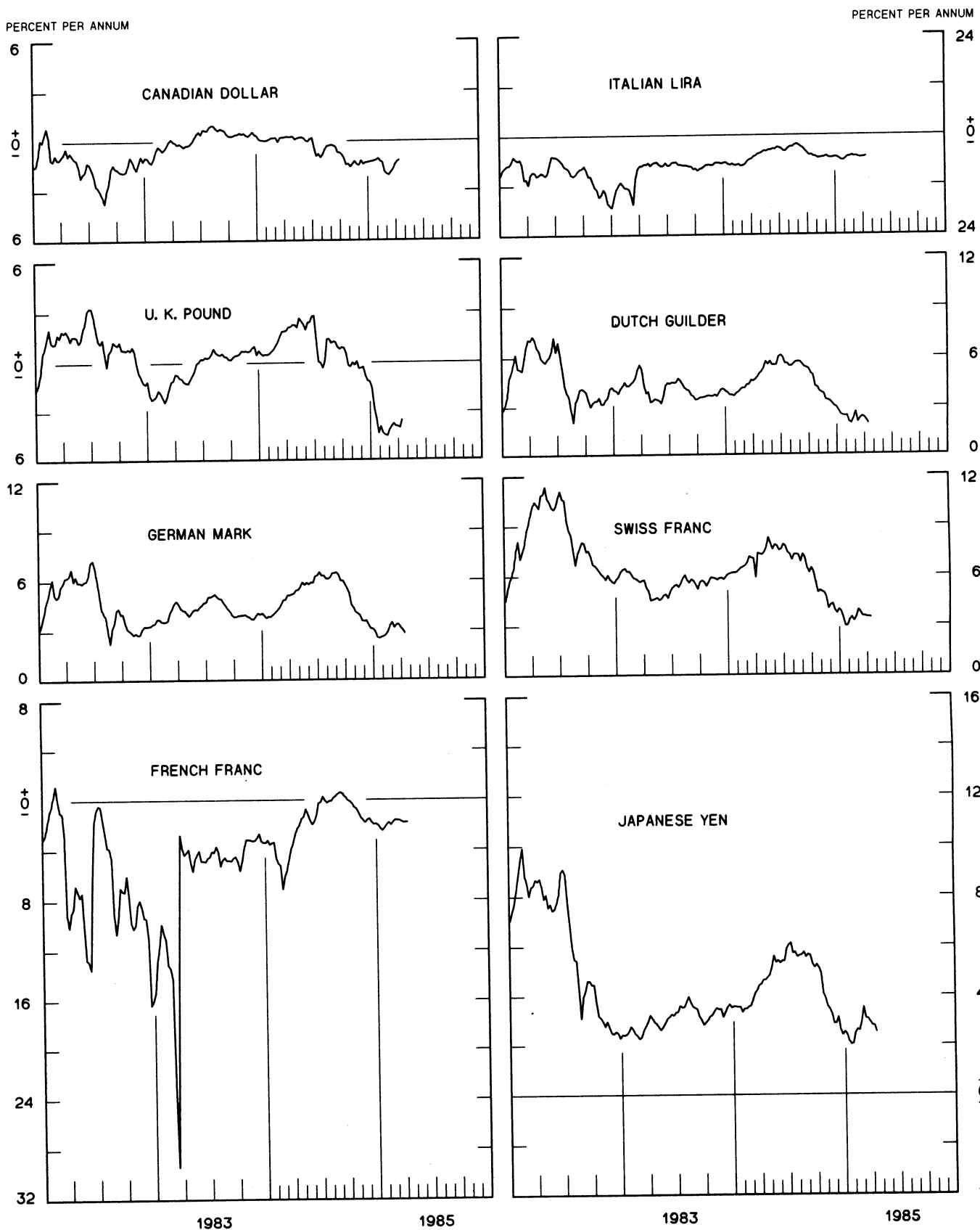


CHART 3  
PRICE OF GOLD IN LONDON  
AVERAGES FOR WEEK ENDING WEDNESDAY

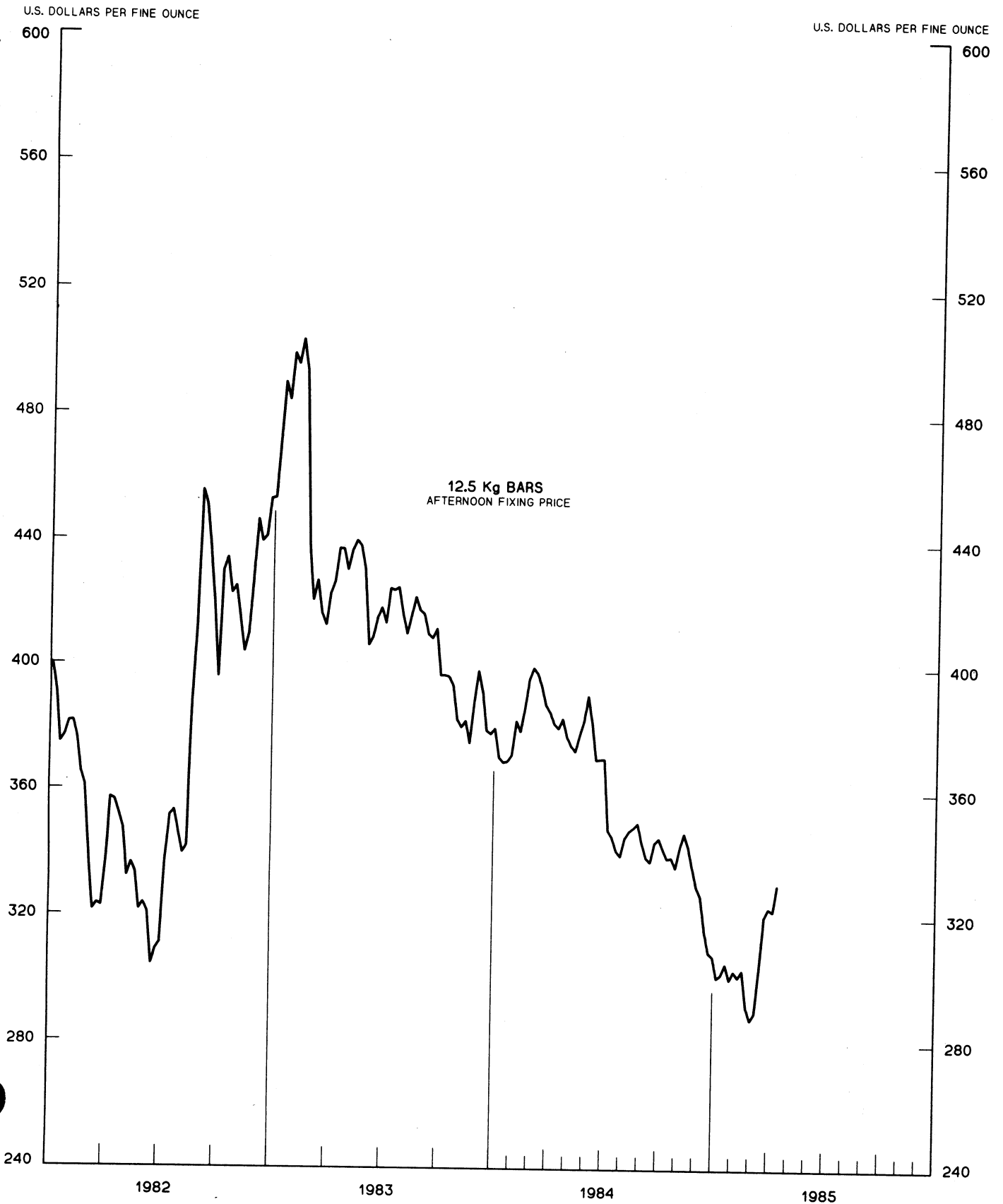


CHART 4  
**CALL MONEY RATES**  
 WEEKLY SERIES

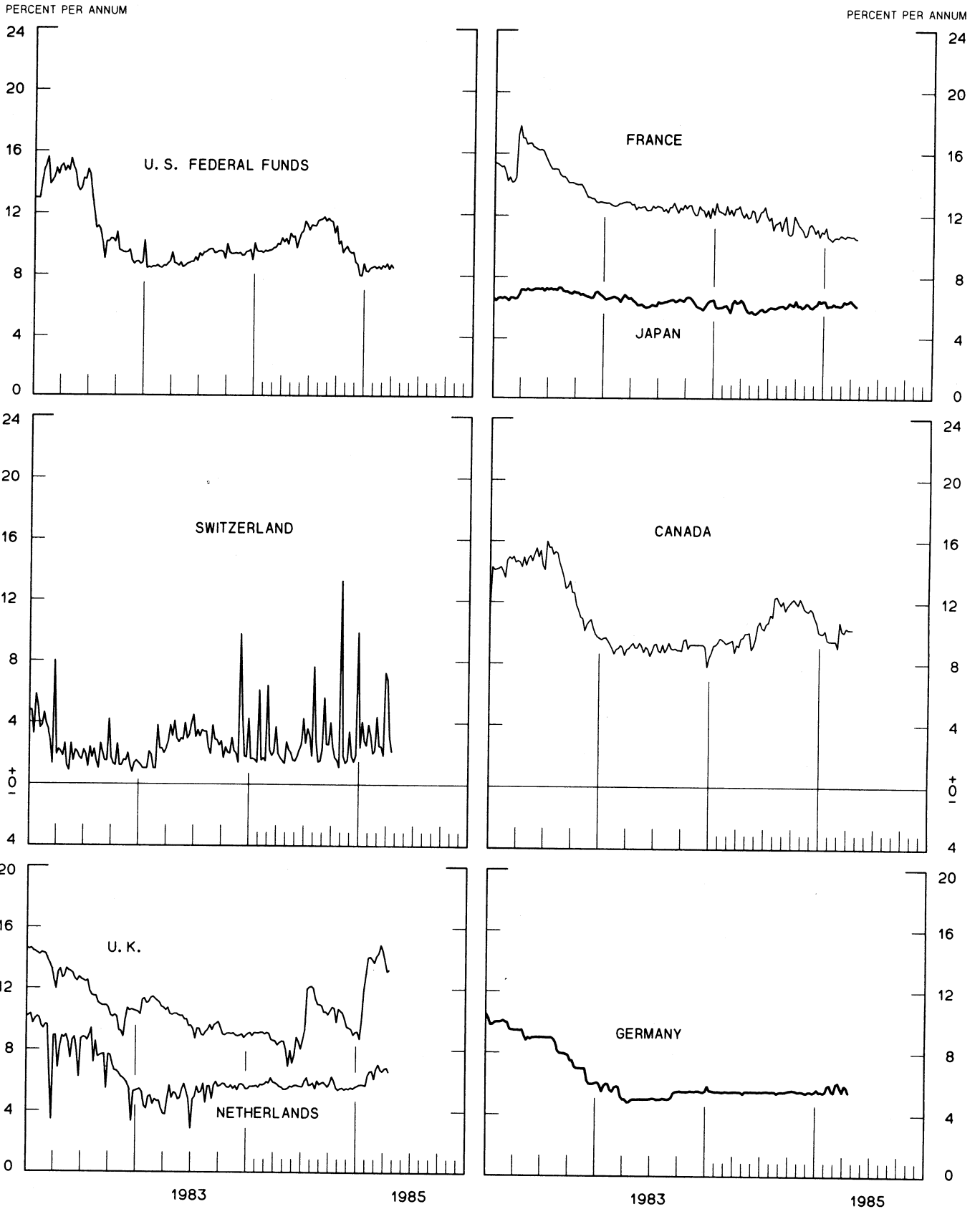


CHART 5  
**3-MONTH INTEREST RATES**  
 WEEKLY SERIES

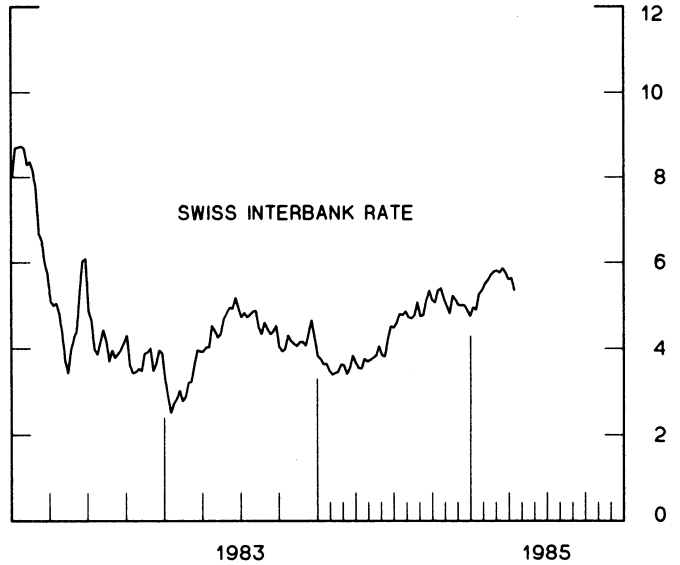
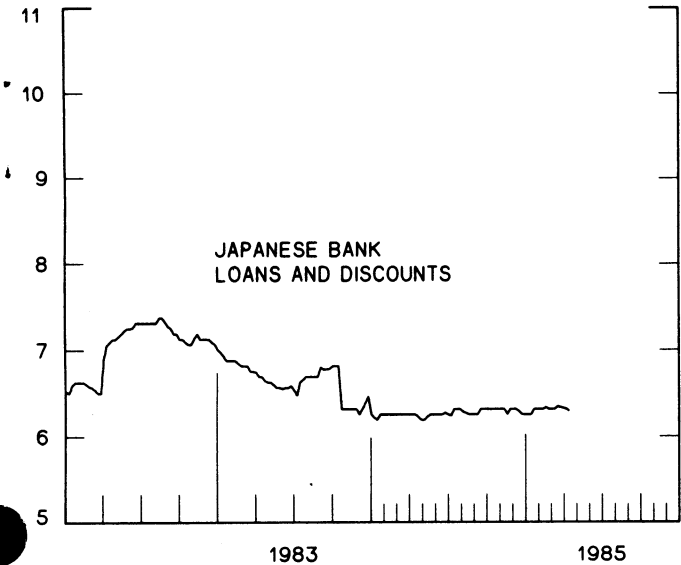
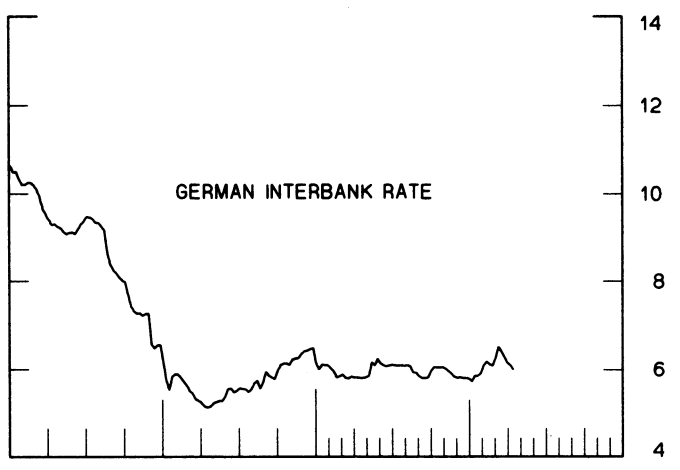
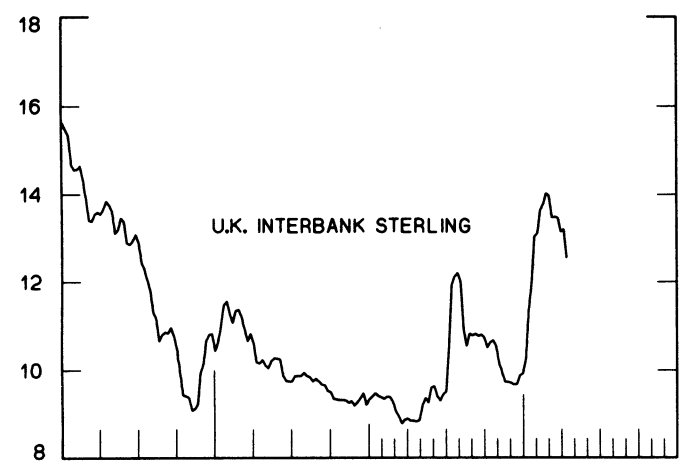
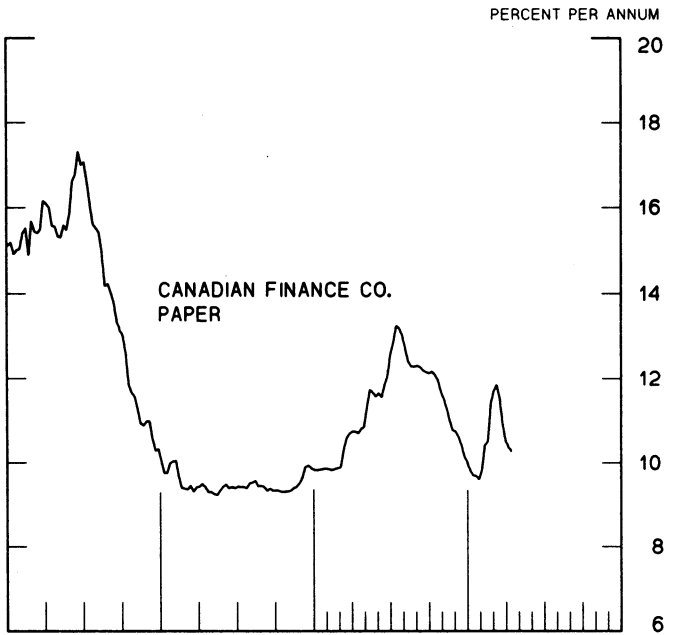
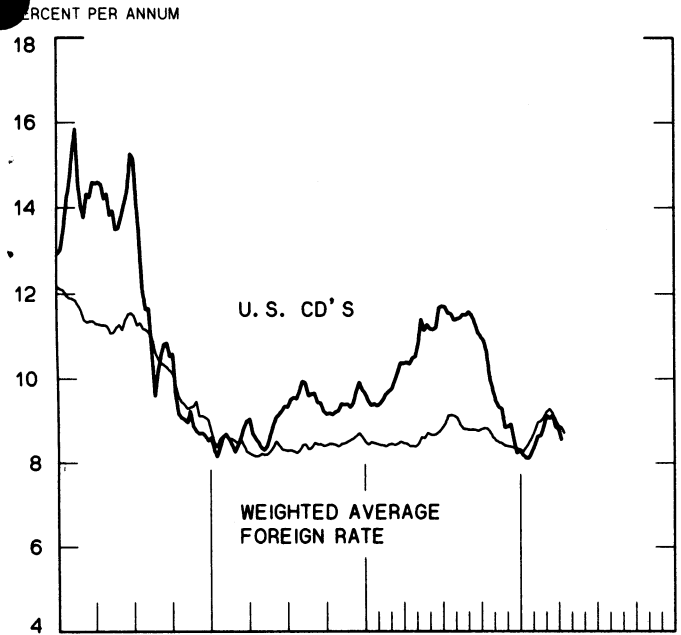
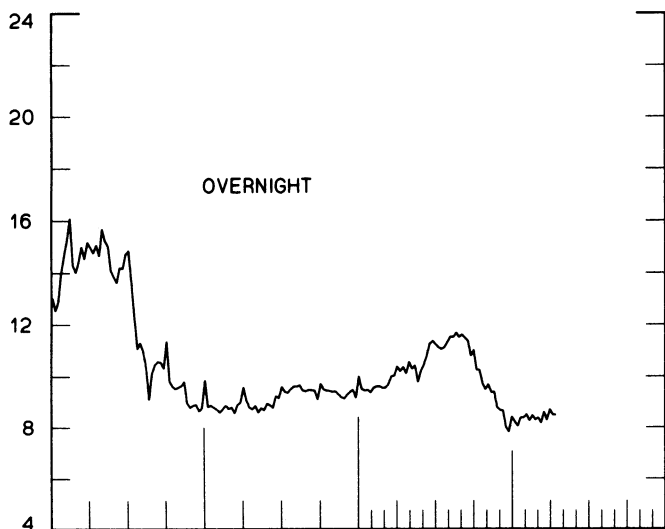
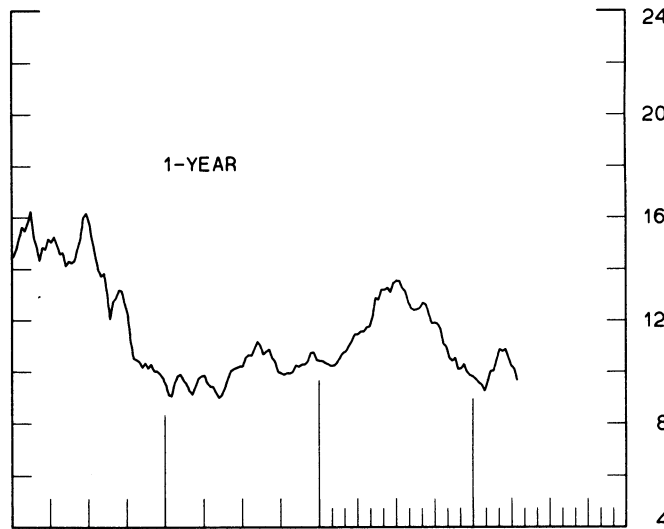
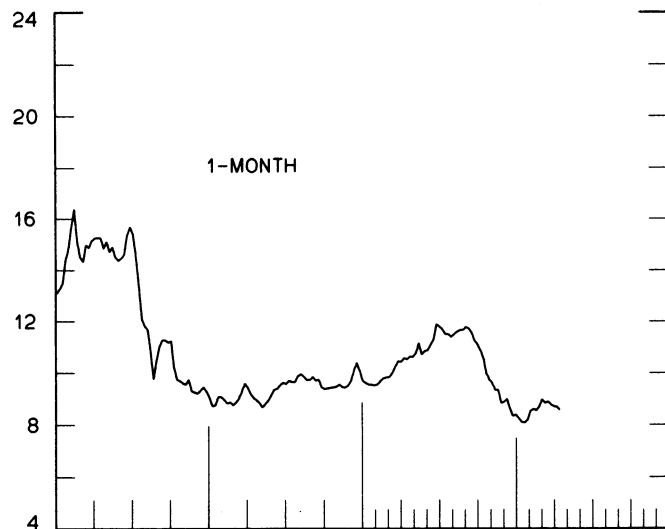
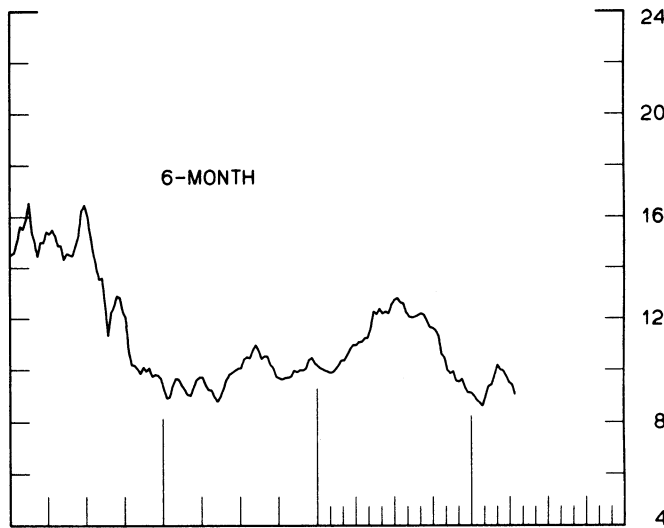
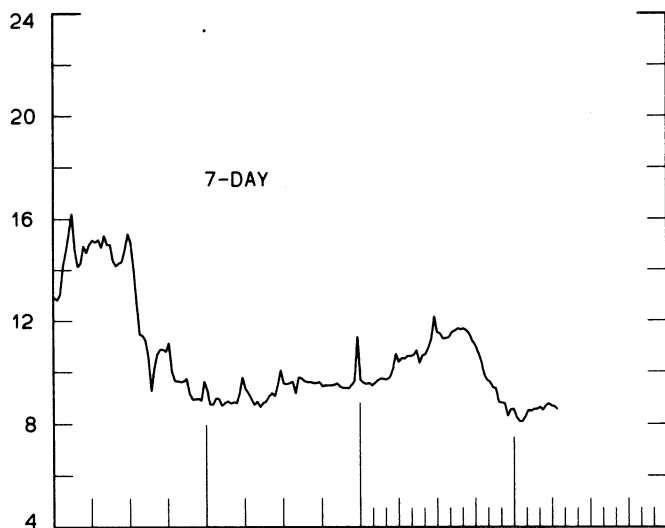
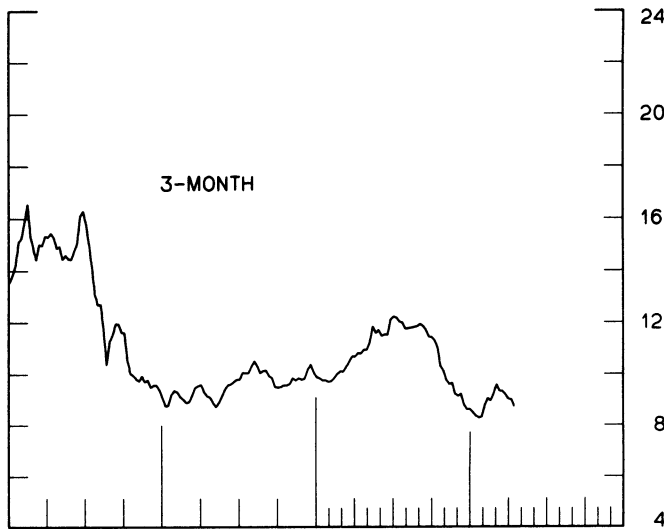


CHART 6  
EURO-DOLLAR DEPOSIT RATES LONDON  
AVERAGES FOR WEEK ENDING WEDNESDAY

PERCENT PER ANNUM



PERCENT PER ANNUM



1983

1985

1983

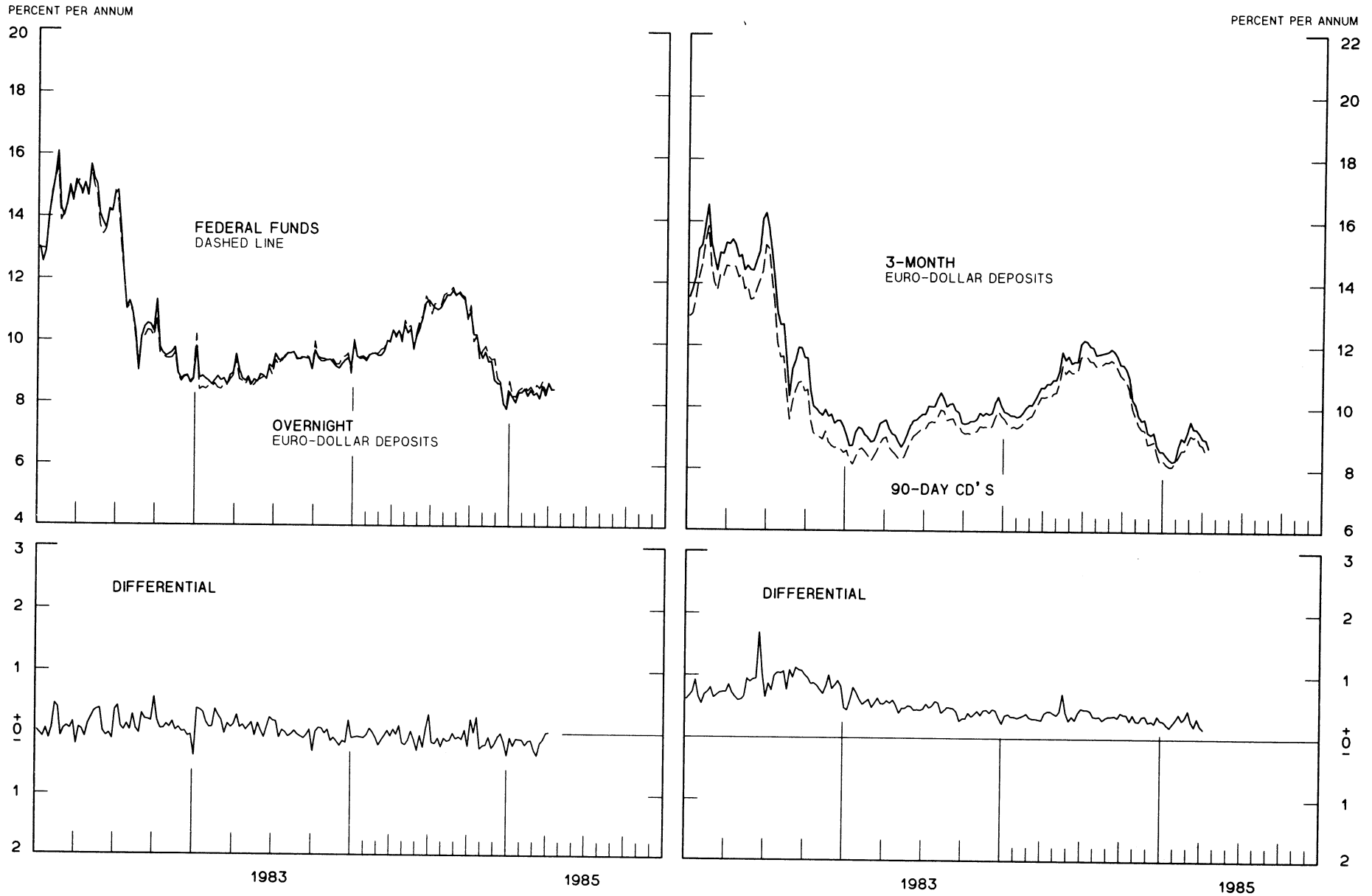
1985



CHART 7

# SELECTED EURO-DOLLAR AND U. S. MONEY MARKET RATES

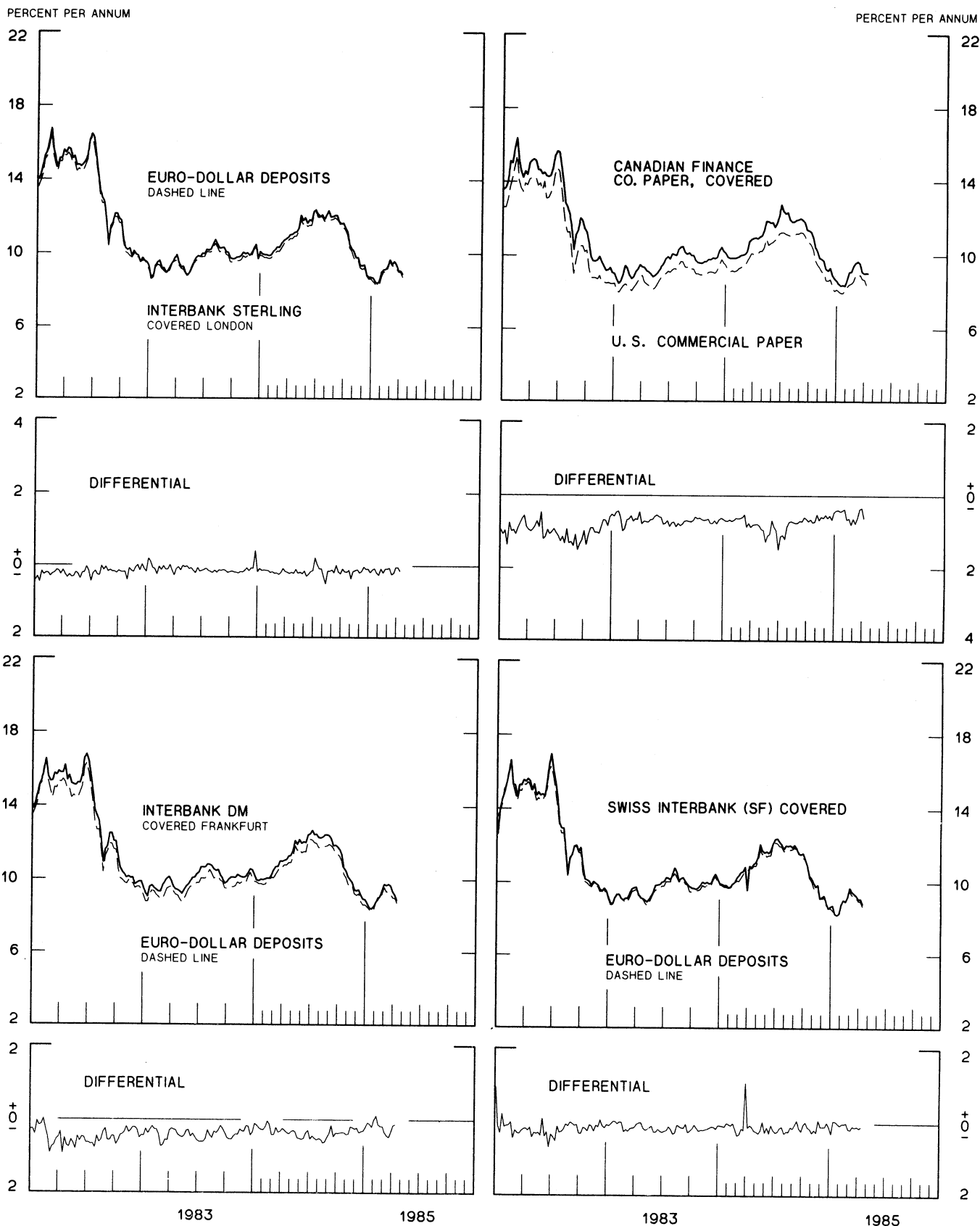
DIFFERENTIAL: PLUS(+), FAVORS BORROWING IN U. S.  
AVERAGES FOR WEEK ENDING WEDNESDAY



1 PERCENT ON DIFFERENTIAL SCALE = 2 PERCENT ON RATE SCALE

# INTEREST ARBITRAGE: 3-MONTH FUNDS

DIFFERENTIAL: PLUS(+), INDICATES FAVOR DOLLAR ASSETS  
AVERAGES FOR WEEK ENDING WEDNESDAY



1 PERCENT ON DIFFERENTIAL SCALE = 2 PERCENT ON RATE SCALE

CHART 9  
**LONG-TERM GOVERNMENT BOND YIELDS**  
 WEEKLY SERIES

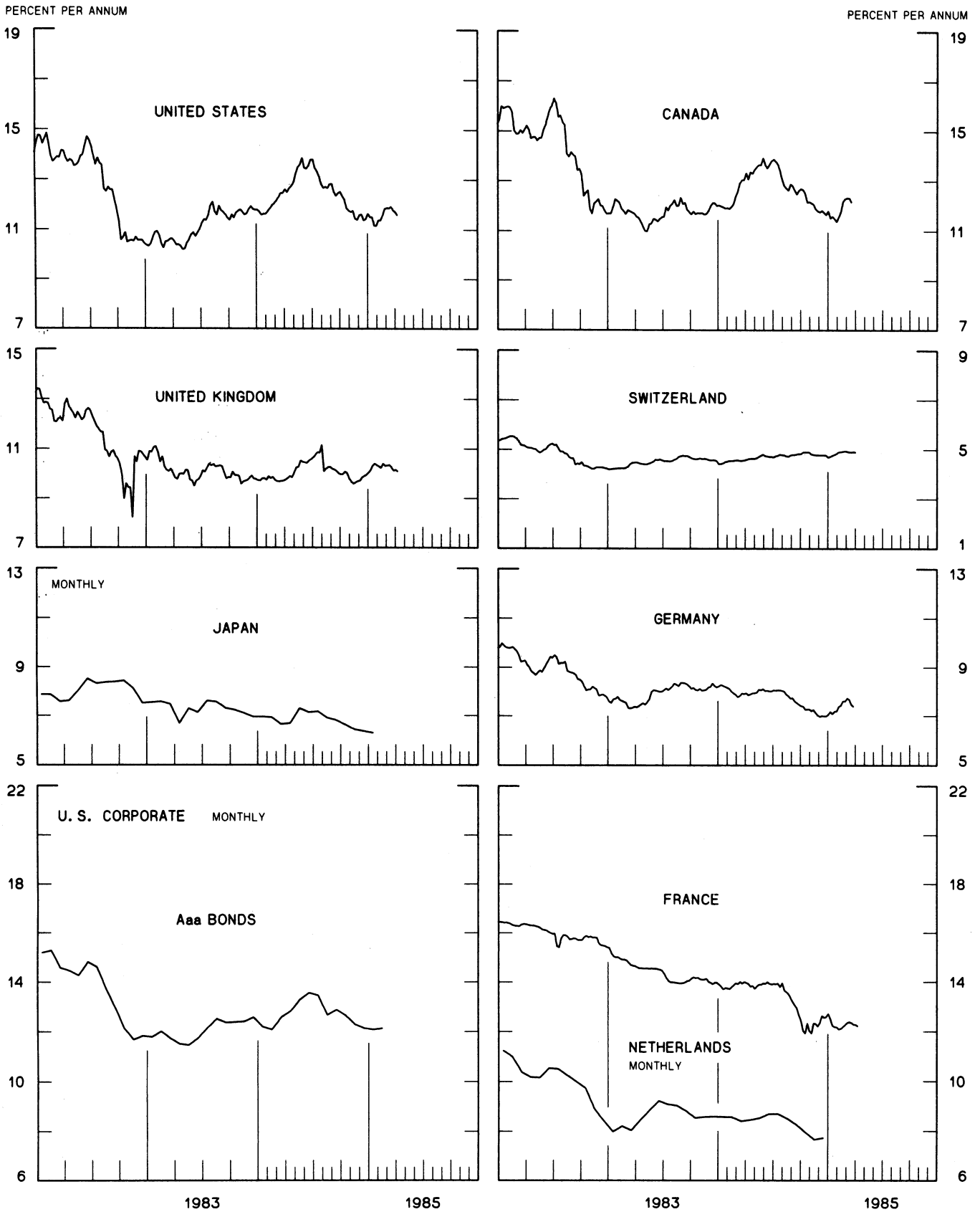
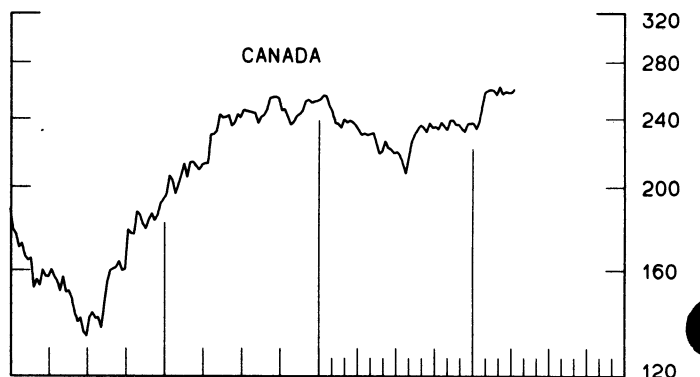
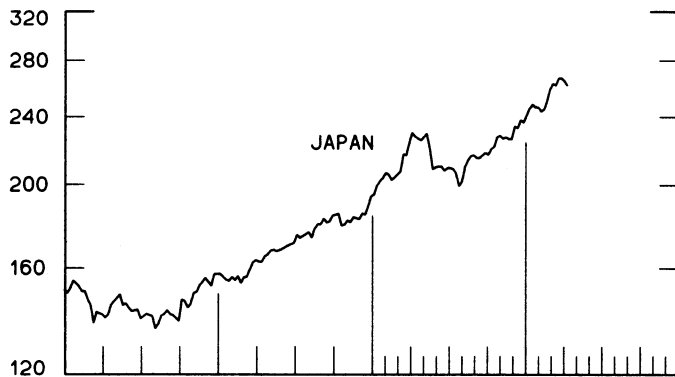
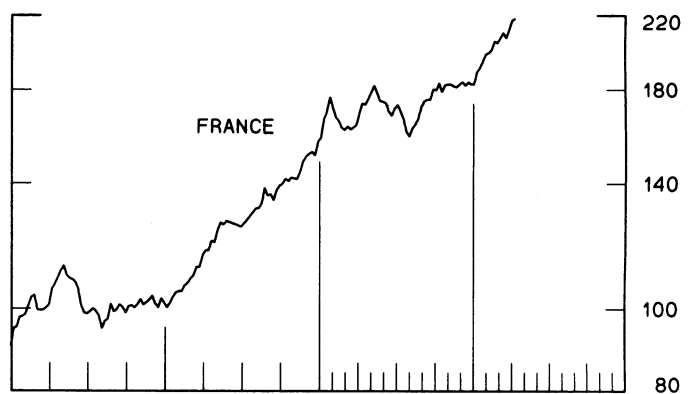
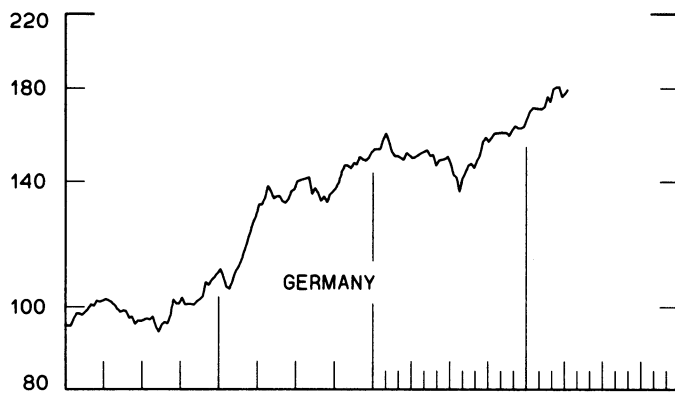
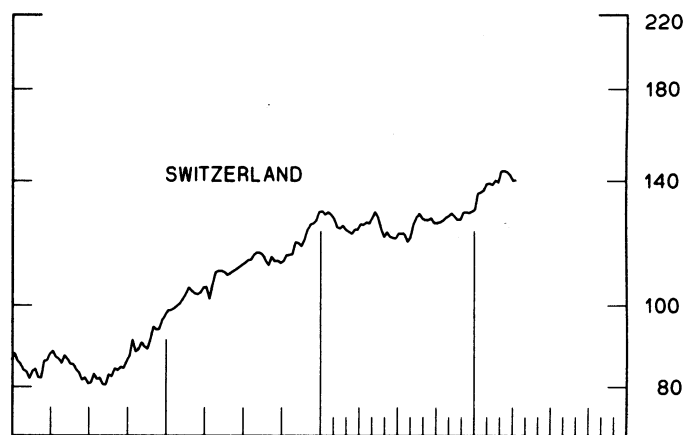
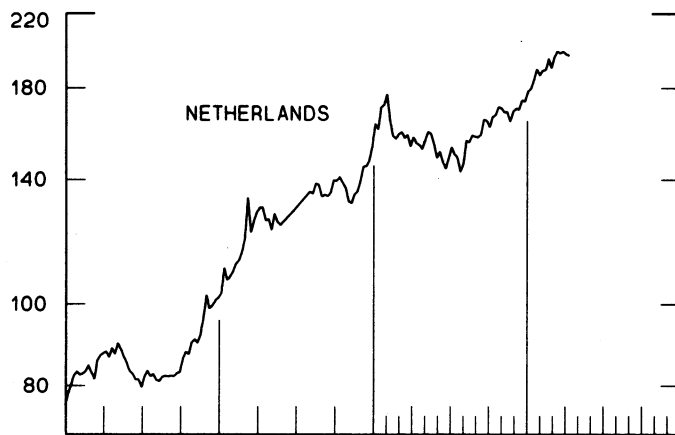
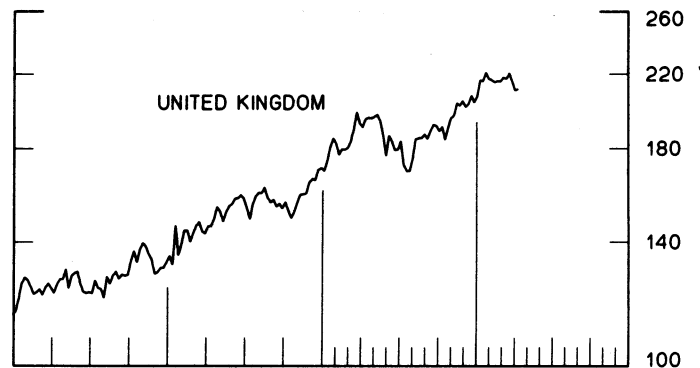
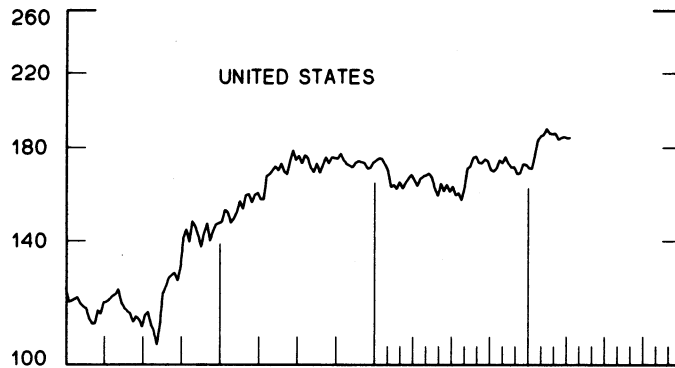


CHART 10  
**INDUSTRIAL STOCK INDICES**  
 WEEKLY SERIES

RATIO SCALE  
 1969=100

RATIO SCALE  
 1969=100



1983

1985

1983

1985

SERIES NAME

LAST VALUE PLOTTED  
DATE VALUE

CHART 1. SPOT EXCHANGE RATES AND INDICES

WEEKLY AVERAGES, NOON BUYING RATES (U.S. CENTS)

GERMAN MARK	APRIL 17	32.84
JAPANESE YEN	APRIL 17	0.39933
DUTCH GUILDER	APRIL 17	29.03
U.K. POUND	APRIL 17	126.65
CANADIAN DOLLAR	APRIL 17	73.41
FRENCH FRANC	APRIL 17	10.76
SWISS FRANC	APRIL 17	39.22
BELGIAN FRANC	APRIL 17	1.63014
ITALIAN LIRA	APRIL 17	0.05140
SWEDISH KRONA	APRIL 17	11.25

INDICES, MARCH 1973 BASE RATES = 100

GERMAN MARK	APRIL 17	92.38
JAPANESE YEN	APRIL 17	104.56
DUTCH GUILDER	APRIL 17	83.35
U.K. POUND	APRIL 17	51.22
CANADIAN DOLLAR	APRIL 17	73.16
FRENCH FRANC	APRIL 17	48.49
SWISS FRANC	APRIL 17	126.17
BELGIAN FRANC	APRIL 17	64.24
ITALIAN LIRA	APRIL 17	29.20

WEIGHTED AVERAGE EXCHANGE VALUE INDICES, MAR 1973 = 100  
(G-10 COUNTRIES PLUS SWITZERLAND)

U.S. DOLLAR	APRIL 17	147.53
GERMAN MARK	APRIL 17	131.17
JAPANESE YEN	APRIL 17	148.09
DUTCH GUILDER	APRIL 17	114.17
U.K. POUND	APRIL 17	66.99
CANADIAN DOLLAR	APRIL 17	99.31
FRENCH FRANC	APRIL 17	62.76
SWISS FRANC	APRIL 17	174.01
BELGIAN FRANC	APRIL 17	86.61
ITALIAN LIRA	APRIL 17	36.94
SWEDISH KRONA	APRIL 17	66.75

CHART 2. 3-MONTH FORWARD EXCHANGE RATES, PREMIUM OR DISCOUNT

CANADIAN DOLLAR	APRIL 17	-1.19
U.K. POUND	APRIL 17	-3.56
GERMAN MARK	APRIL 17	2.79
FRENCH FRANC	APRIL 17	-1.82
SWISS FRANC	APRIL 17	3.40
DUTCH GUILDER	APRIL 17	1.85
JAPANESE YEN	APRIL 17	2.49
ITALIAN LIRA	APRIL 17	-5.32

SERIES NAME	LAST VALUE PLOTTED	
	DATE	VALUE
<b>CHART 3. GOLD PRICE IN LONDON, AFTERNOON FIXING</b>		
U.S. DOLLARS PER FINE OUNCE	APRIL 17	330.85
<b>CHART 4. CALL MONEY RATES</b>		
U.S. FEDERAL FUNDS	APRIL 10	8.46
OVERNIGHT EURO-DOLLAR DEPOSITS	APRIL 17	8.48
U.K.	APRIL 17	13.25
CANADA	APRIL 17	10.25
GERMANY	APRIL 17	5.45
JAPAN	APRIL 17	6.09
FRANCE	APRIL 17	10.50
NETHERLANDS	APRIL 17	6.55
SWITZERLAND	APRIL 17	2.13
<b>CHART 5. 3-MONTH INTEREST RATES</b>		
U.S. 90-DAY CD'S, SECONDARY MARKET	APRIL 10	8.55
GERMAN INTERBANK LOAN	APRIL 17	6.00
JAPANESE BANK LOANS & DISCOUNTS	APRIL 17	6.29
CANADIAN FINANCE PAPER	APRIL 17	10.27
INTERBANK STERLING	APRIL 17	12.54
SWISS INTERBANK LOAN	APRIL 17	5.34
WEIGHTED AVERAGE FOREIGN INTEREST RATE (G-10 COUNTRIES PLUS SWITZERLAND)	APRIL 17	8.71
<b>CHART 6. EURO-DOLLAR DEPOSIT RATES: LONDON</b>		
OVERNIGHT	APRIL 17	8.48
7-DAY	APRIL 17	8.53
1-MONTH	APRIL 17	8.58
3-MONTH	APRIL 17	8.71
6-MONTH	APRIL 17	9.03
1-YEAR	APRIL 17	9.66
<b>CHART 7. SELECTED EURO-DOLLAR AND U.S. MONEY MARKET RATES</b>		
OVERNIGHT EURO-DOLLAR DEPOSITS	APRIL 17	8.48
U.S. FEDERAL FUNDS	APRIL 10	8.46
DIFFERENTIAL	APRIL 10	0.02
3-MONTH EURO-DOLLAR DEPOSIT RATE	APRIL 17	8.71
U.S. 90-DAY CD'S, SECONDARY MARKET	APRIL 10	8.55
DIFFERENTIAL	APRIL 10	0.16

SERIES NAME	LAST VALUE PLOTTED	
	DATE	VALUE
<b>CHART 8. INTEREST ARBITRAGE, 3-MONTH FUNDS</b>		
EURO-DOLLAR DEPOSIT	APRIL 17	8.71
INTERBANK STERLING (LONDON), COVERED	APRIL 17	8.87
DIFFERENTIAL	APRIL 17	-0.16
U.S. COMMERCIAL PAPER	APRIL 10	8.43
CANADIAN FINANCE PAPER, COVERED	APRIL 17	9.05
DIFFERENTIAL	APRIL 10	-0.62
EURO-DOLLAR DEPOSIT	APRIL 17	8.71
INTERBANK DM (FRANKFURT), COVERED	APRIL 17	8.83
DIFFERENTIAL	APRIL 17	-0.12
EURO-DOLLAR DEPOSIT	APRIL 17	8.71
SWISS INTERBANK, COVERED	APRIL 17	8.79
DIFFERENTIAL	APRIL 17	-0.08

**CHART 9. LONG TERM GOVERNMENT BOND YIELDS**

UNITED STATES	APRIL 12	11.57
GERMANY	MARCH 29	7.37
JAPAN (MONTHLY)	JAN.	6.29
SWITZERLAND	APRIL 5	4.89
CANADA	MARCH 22	12.16
FRANCE	APRIL 12	12.21
NETHERLANDS (MONTHLY)	DEC.	7.72
UNITED KINGDOM	APRIL 12	10.08
<b>U.S. CORPORATE</b>		
AAA BONDS	FEB.	12.13

**CHART 10. STOCK INDICES**

UNITED STATES	APRIL 10	184.74
UNITED KINGDOM	APRIL 10	211.12
CANADA	APRIL 10	260.05
GERMANY	APRIL 10	179.17
SWITZERLAND	APRIL 10	140.34
NETHERLANDS	APRIL 10	196.61
FRANCE	APRIL 10	218.05
JAPAN	APRIL 10	261.23

# FEDERAL RESERVE statistical release



APRIL 19, 1985

H.10 (512)

## FOREIGN EXCHANGE RATES

FOR THE WEEK ENDING APRIL 19, 1985

The Board of Governors of the Federal Reserve System is advised that the Federal Reserve Bank of New York has certified for customs purposes the following noon buying rates in New York City for cable transfers payable in foreign currencies:

COUNTRY	MONETARY UNIT	(CURRENCY UNITS PER DOLLAR)				
		APR. 15	APR. 16	APR. 17	APR. 18	APR. 19
*AUSTRALIA	DOLLAR	67.00	66.60	64.15	64.70	64.40
AUSTRIA	SCHILLING	21.268	21.290	21.280	20.938	20.913
BELGIUM	FRANC	61.030	61.100	61.150	60.150	60.100
BRAZIL	CRUZEIRO	4450.00	4450.00	4450.00	4450.00	4450.00
CANADA	DOLLAR	1.3630	1.3600	1.3575	1.3525	1.3509
CHINA, P. R.	YUAN	2.8381	2.8339	2.8339	2.8452	2.8310
DENMARK	KRONE	10.8500	10.8670	10.9080	10.7500	10.7350
FINLAND	MARKKA	6.3475	6.3400	6.3450	6.2750	6.2550
FRANCE	FRANC	9.2400	9.2450	9.2600	9.0850	9.1025
GERMANY	D. MARK	3.0270	3.0280	3.0370	2.9800	2.9790
GREECE	DRACHMA	133.000	131.800	132.700	132.000	131.500
HONG KONG	DOLLAR	7.7820	7.7820	7.7825	7.7830	7.7815
INDIA	RUPEE	12.2500	12.2000	12.1700	12.3700	12.1700
*IRELAND	POUND	103.40	103.35	103.25	105.05	105.00
ISRAEL	SHEKEL	NA	NA	NA	NA	NA
ITALY	LIRA	1936.00	1937.00	1938.00	1910.00	1908.00
JAPAN	YEN	249.95	249.55	249.55	247.60	247.40
MALAYSIA	RINGGIT	2.4675	2.4460	2.4450	2.4400	2.4460
MEXICO	PESO	245.0000	245.0000	245.7500	246.5000	246.5000
NETHERLANDS	GUILDER	3.4290	3.4260	3.4310	3.3700	3.3760
*NEW ZEALAND	DOLLAR	45.650	45.650	45.600	46.000	45.750
NORWAY	KRONE	8.7750	8.7700	8.7760	8.6850	8.6900
PHILIPPINES	PESO	NA	NA	NA	NA	NA
PORTUGAL	ESCUDO	172.500	170.500	170.500	172.000	170.500
SINGAPORE	DOLLAR	2.2010	2.1980	2.2050	2.2050	2.1985
*SOUTH AFRICA	RAND	52.95	53.00	52.10	53.20	52.85
SOUTH KOREA	WON	860.40	859.90	859.40	860.90	860.50
SPAIN	PESETA	168.850	169.100	168.700	167.000	166.550
SRI LANKA	RUPEE	27.063	27.063	27.063	27.113	27.092
SWEDEN	KRONA	8.8575	8.8575	8.8775	8.7700	8.7750
SWITZERLAND	FRANC	2.5290	2.5290	2.5310	2.4800	2.4765
TAIWAN	DOLLAR	39.630	39.650	39.670	39.710	39.760
THAILAND	BAHT	27.450	27.330	27.250	27.350	27.130
*UNITED KINGDOM	POUND	127.55	127.75	127.38	129.35	129.30
VENEZUELA	BOLIVAR	NA	NA	NA	NA	NA
MEMO:						
*UNITED STATES	DOLLAR	146.85	146.79	146.98	144.83	144.83

\*INDEX OF WEIGHTED AVERAGE EXCHANGE VALUE OF U.S. DOLLAR AGAINST CURRENCIES OF OTHER G-11 COUNTRIES. MARCH 1973 = 100. WEIGHTS ARE 1972-76 GLOBAL TRADE OF EACH OF THE 10 COUNTRIES. SERIES REVISED AS OF AUGUST 1978. FOR DESCRIPTION AND BACK DATA, SEE "INDEX OF THE WEIGHTED-AVERAGE EXCHANGE VALUE OF THE U.S. DOLLAR: REVISION" ON PAGE 700 OF THE AUGUST 1978 FEDERAL RESERVE BULLETIN.

\*VALUE IS U.S. CENTS