

(516/517)

DATA FILE  
LIBRARY  
FEDERAL RESERVE BANK  
OF CHICAGO

LIBRARY  
APR 11 1985  
FEDERAL RESERVE  
BANK OF CHICAGO

# Selected Interest & Exchange Rates

## Weekly Series of Charts

April 8, 1985

Prepared by the  
FINANCIAL MARKETS  
SECTION

DIVISION OF  
INTERNATIONAL FINANCE

BOARD OF GOVERNORS  
FEDERAL RESERVE SYSTEM  
Washington, D.C. 20551

---

# Table of Contents

## **TABLES**

1. LATEST FIGURES PLOTTED
2. DAILY CERTIFIED SPOT EXCHANGE RATES--  
H.10 RELEASE

## **CHARTS**

1. SPOT EXCHANGE RATE INDICES
2. 3-MONTH FORWARD EXCHANGE RATES
3. GOLD PRICE--LONDON
4. CALL MONEY RATES
5. 3-MONTH INTEREST RATES
6. EURO-DOLLAR DEPOSIT RATES
7. SELECTED EURO-DOLLAR AND  
U.S. MONEY MARKET RATES
8. INTEREST ARBITRAGE: 3-MONTH FUNDS
9. LONG-TERM GOVERNMENT BOND YIELDS
10. INDUSTRIAL STOCK INDICES

## **SUBSCRIPTION RATES:**

Weekly \$15.00 per year or \$.40 each in the United States, its possessions, Canada, and Mexico; 10 or more of the same issue to one address, \$13.50 per year or \$.35 each. Elsewhere, \$20.00 per year or \$.50 each. Address requests to Publications Services, Division of Administrative Services, and make payment remittance payable to the order of the Board of Governors of the Federal Reserve System in a form collectible at par in U.S. Currency.

# SPOT EXCHANGE INDICES

DOLLAR PRICES OF FOREIGN CURRENCIES AND WEIGHTED AVERAGE VALUES (THIN LINE)  
AVERAGES FOR WEEK ENDING WEDNESDAY

RATIO SCALE  
MARCH 1973=100

RATIO SCALE  
MARCH 1973=100

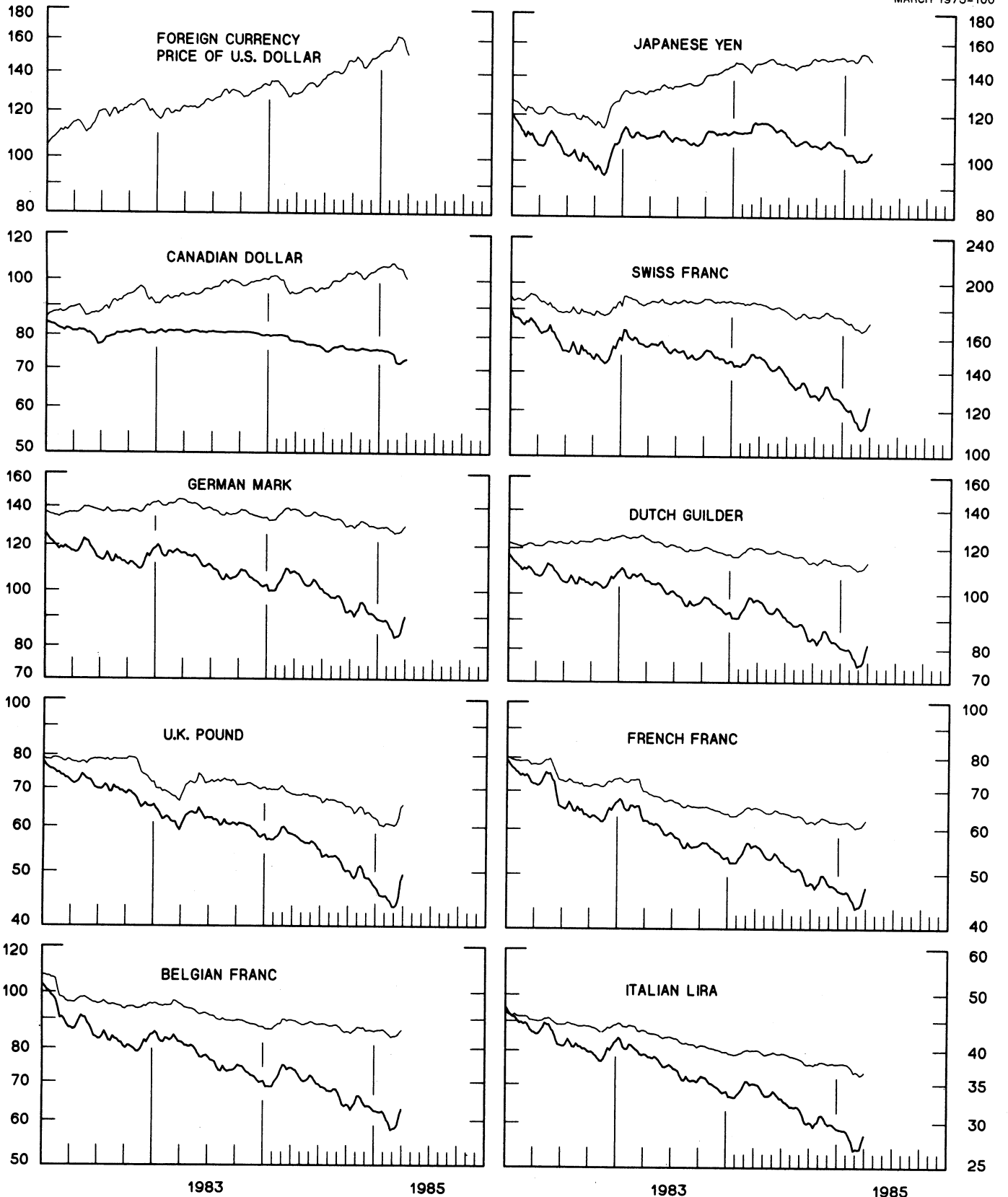


CHART 2  
3-MONTH FORWARD EXCHANGE RATES

PREMIUM (+) OR (-)  
AVERAGES FOR WEEK ENDING WEDNESDAY

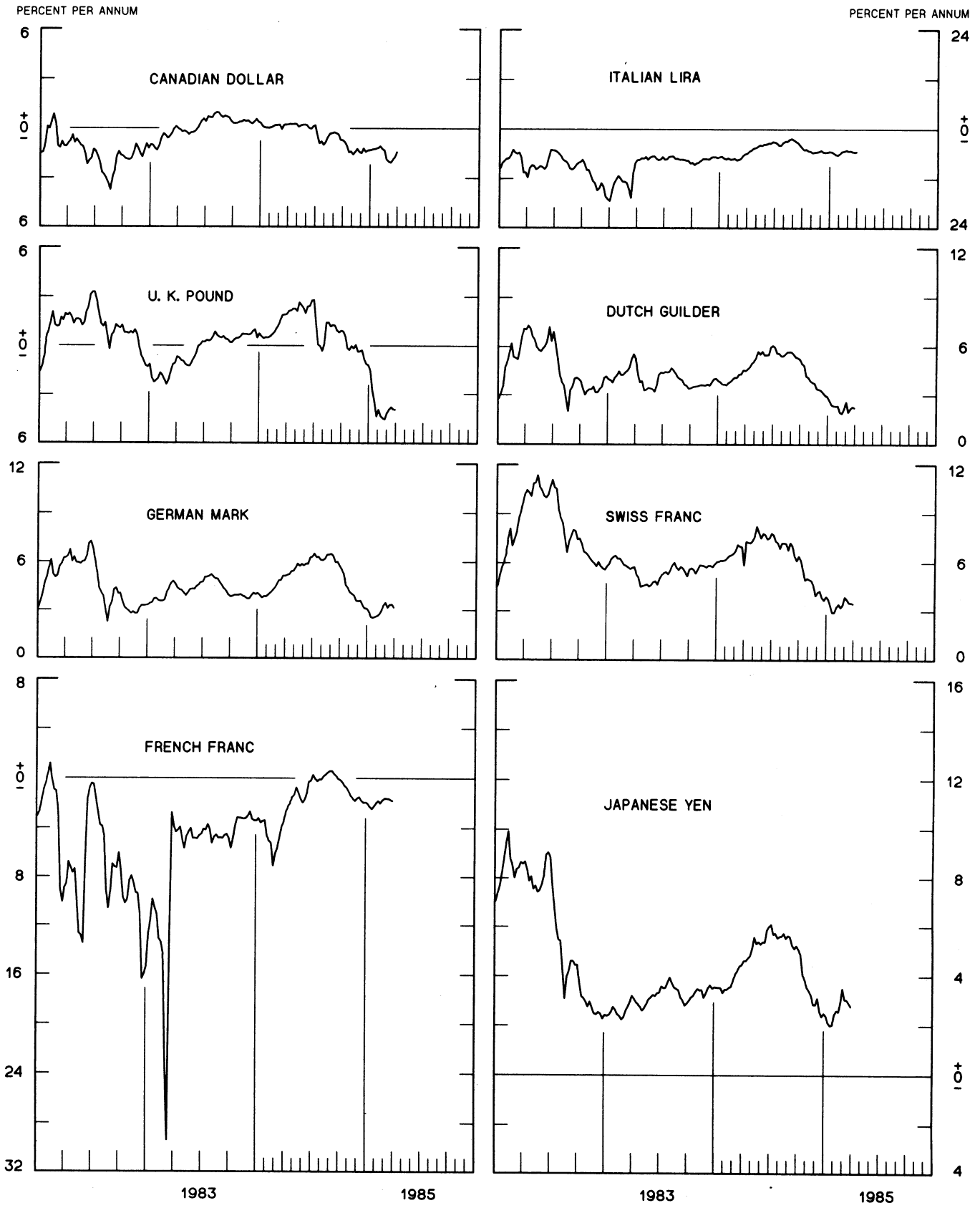


CHART 3  
PRICE OF GOLD IN LONDON  
AVERAGES FOR WEEK ENDING WEDNESDAY

U.S. DOLLARS PER FINE OUNCE

U.S. DOLLARS PER FINE OUNCE

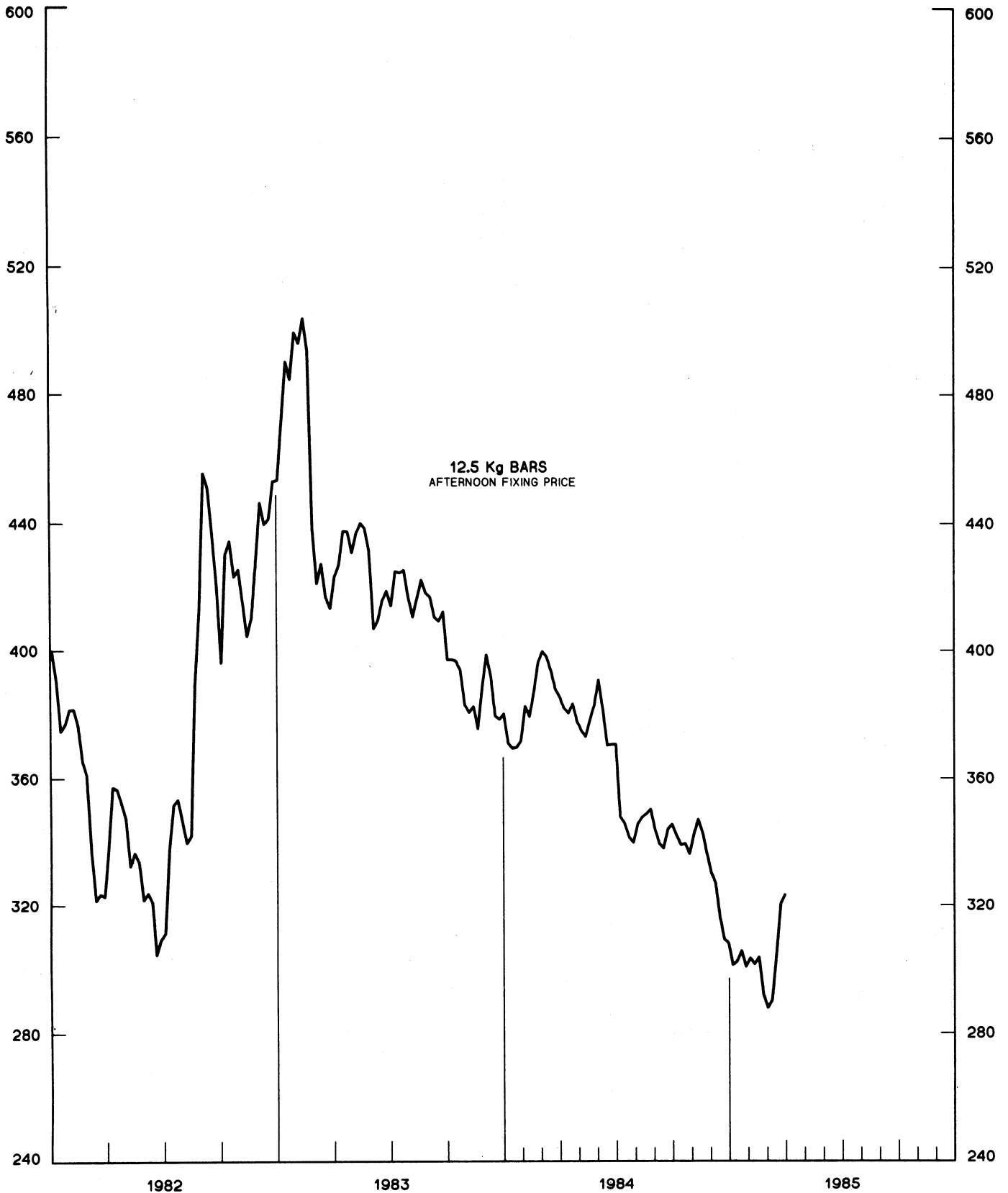
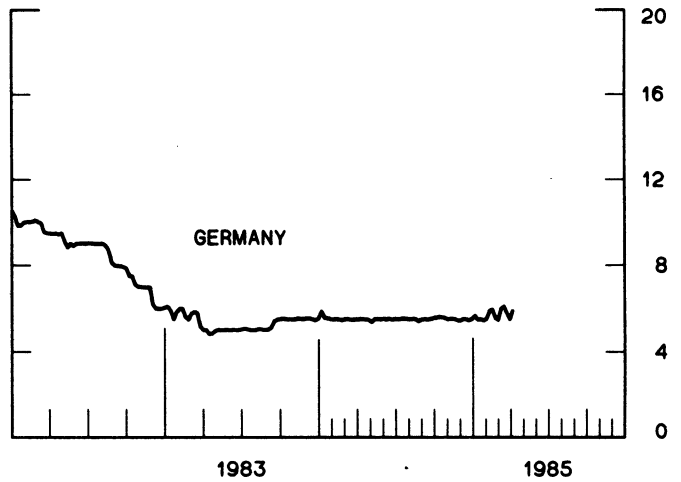
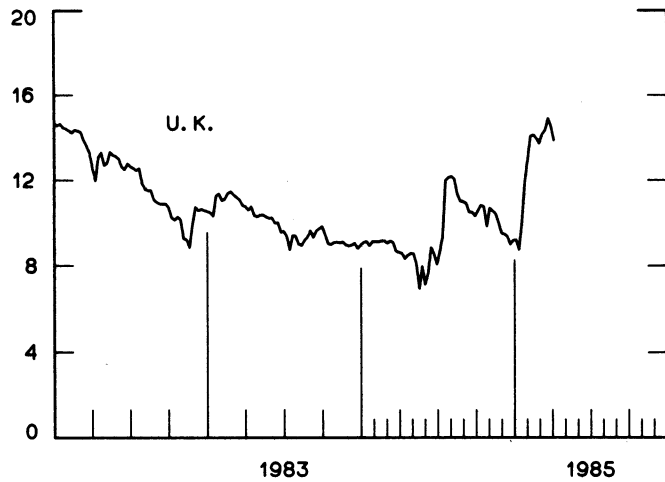
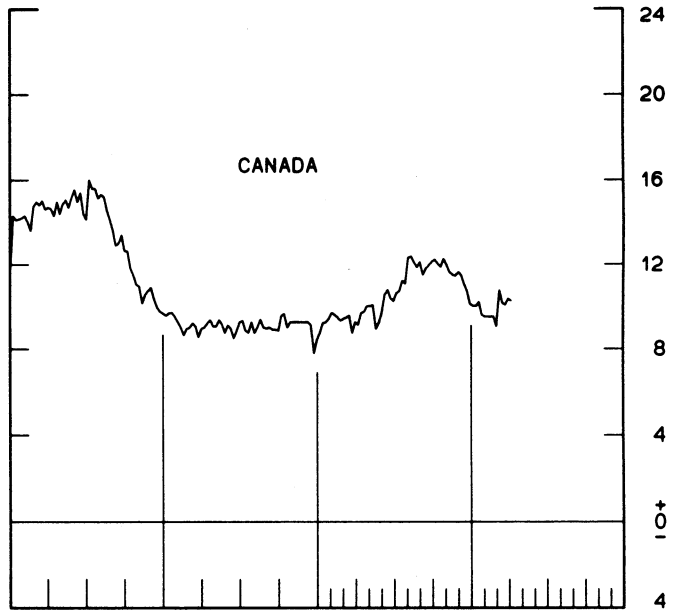
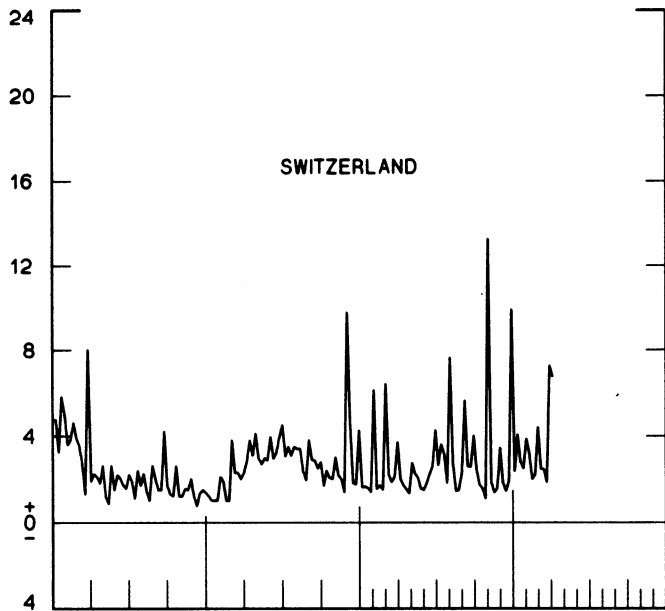
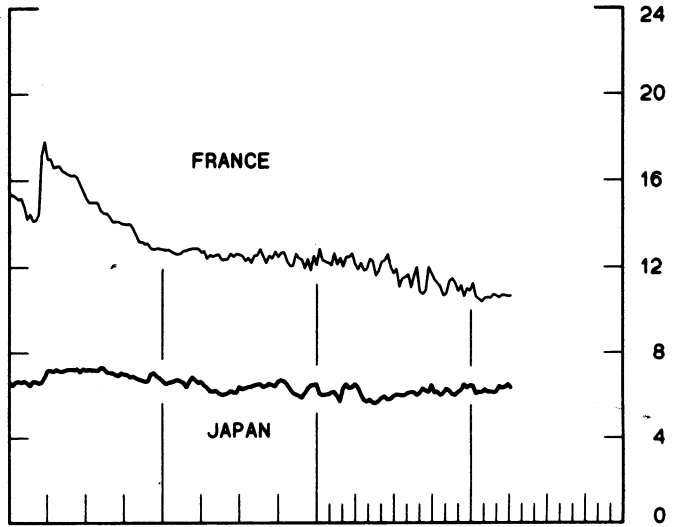
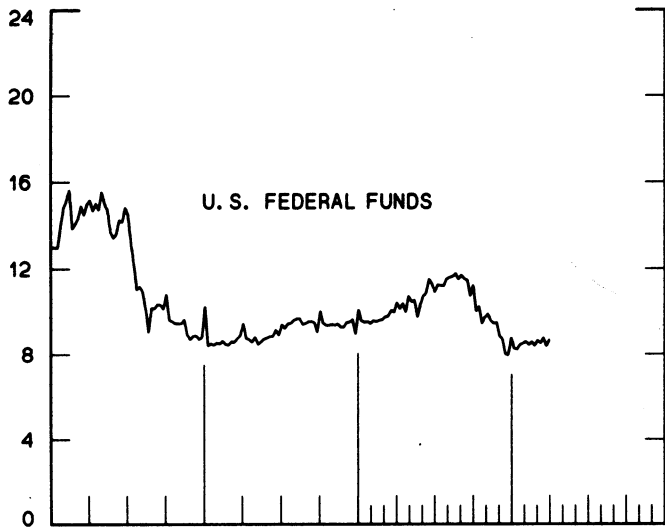


CHART 4  
**CALL MONEY RATES**  
 WEEKLY SERIES

PERCENT PER ANNUM

PERCENT PER ANNUM



1983

1985

1983

1985

CHART 5  
**3-MONTH INTEREST RATES**  
 WEEKLY SERIES

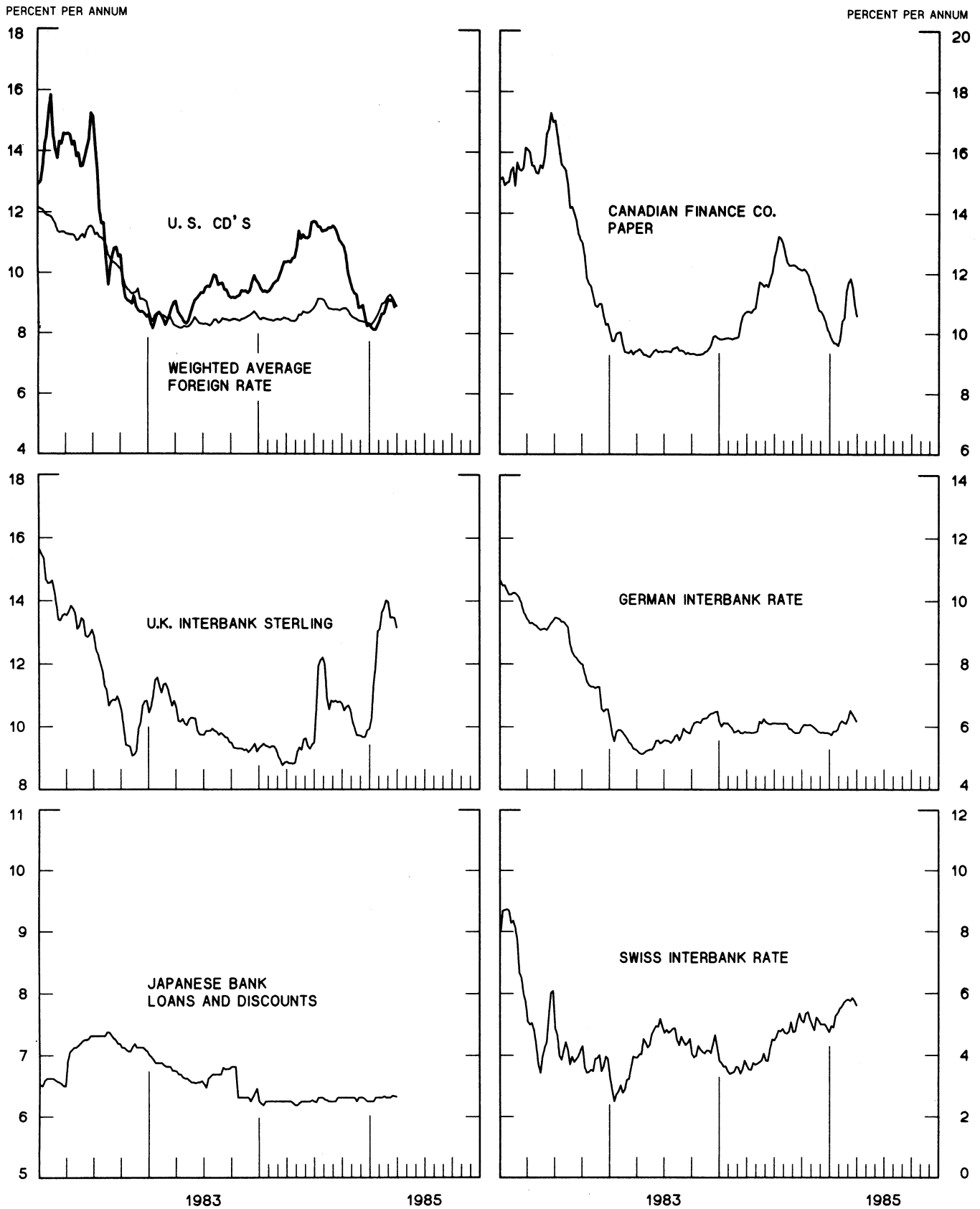


CHART 6  
EURO-DOLLAR DEPOSIT RATES LONDON  
AVERAGES FOR WEEK ENDING WEDNESDAY

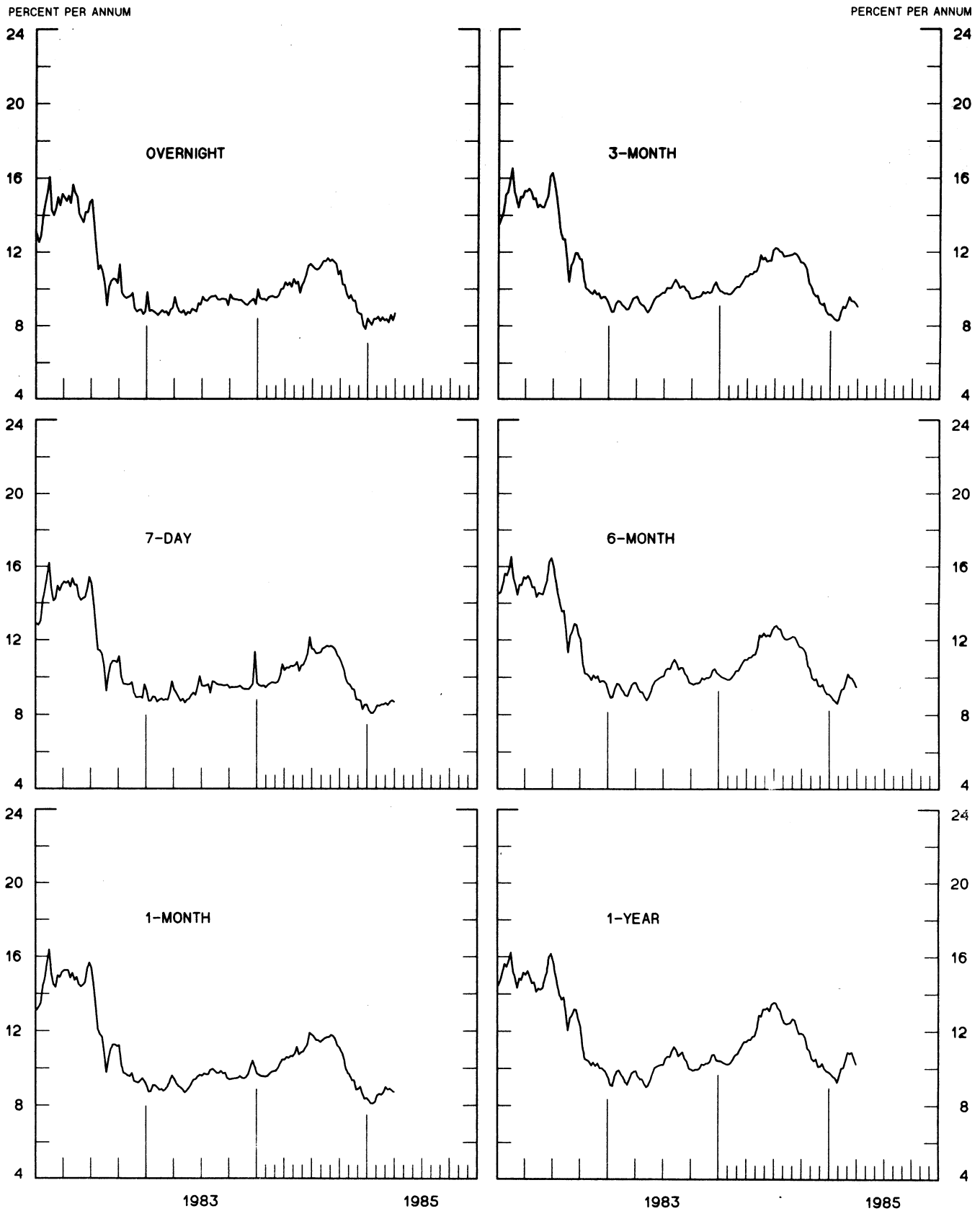
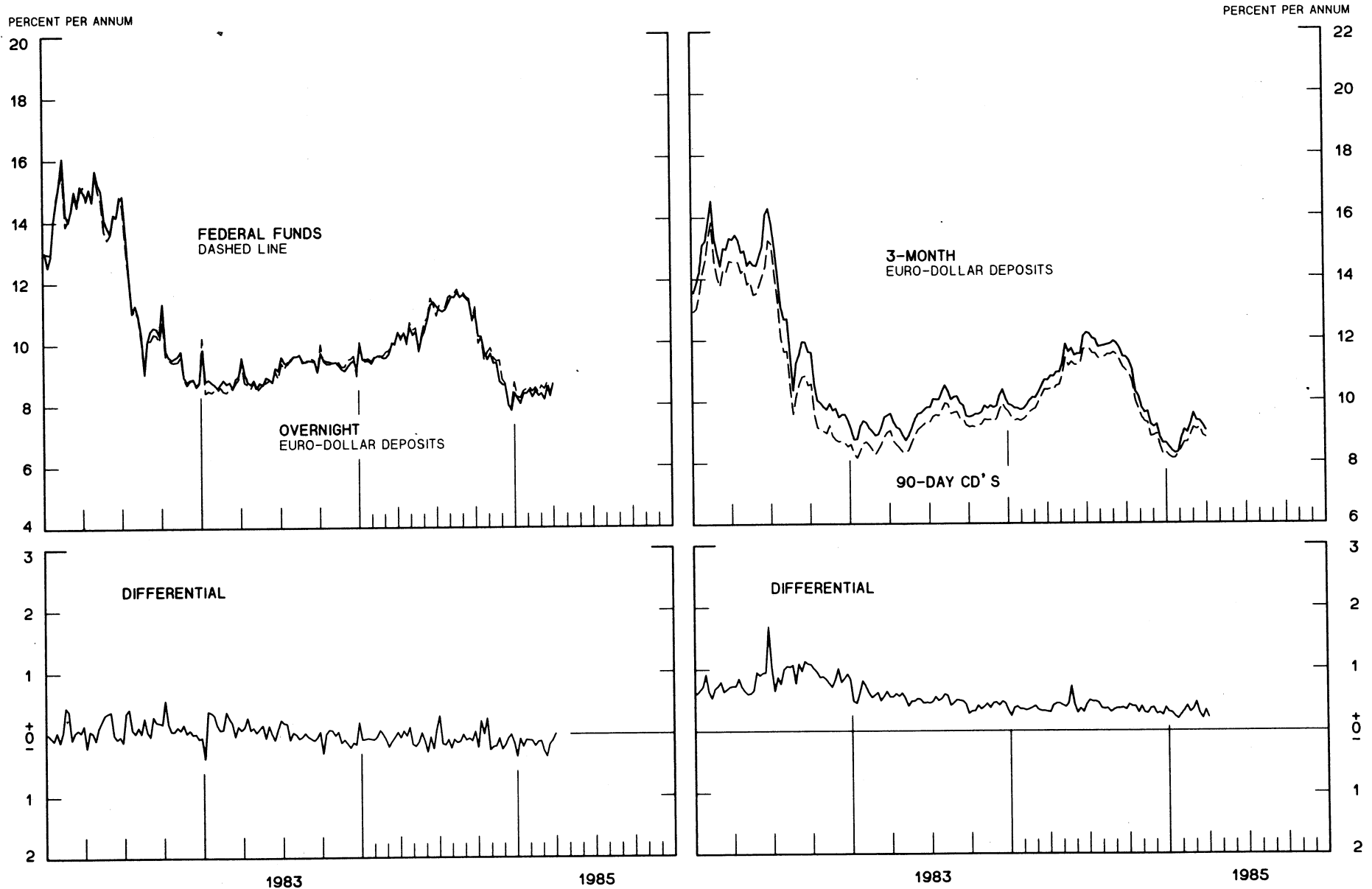




CHART 7

# SELECTED EURO-DOLLAR AND U. S. MONEY MARKET RATES

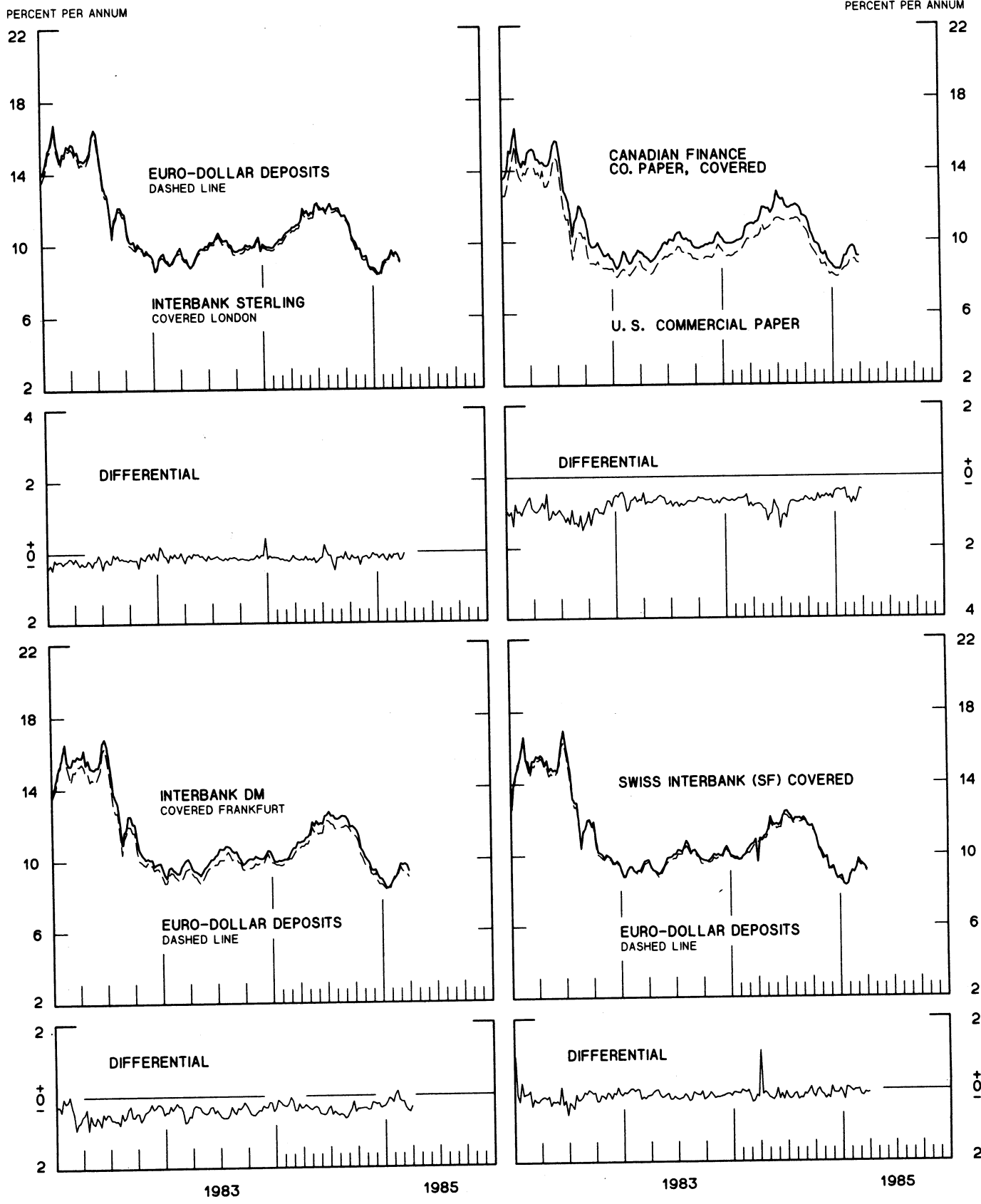
DIFFERENTIAL: PLUS(+), FAVORS BORROWING IN U. S.  
AVERAGES FOR WEEK ENDING WEDNESDAY



1 PERCENT ON DIFFERENTIAL SCALE = 2 PERCENT ON RATE SCALE

# INTEREST ARBITRAGE: 3-MONTH FUNDS

DIFFERENTIAL: PLUS(+), INDICATES FAVOR DOLLAR ASSETS  
 AVERAGES FOR WEEK ENDING WEDNESDAY



1 PERCENT ON DIFFERENTIAL SCALE = 2 PERCENT ON RATE SCALE

CHART 9  
**LONG-TERM GOVERNMENT BOND YIELDS**  
 WEEKLY SERIES

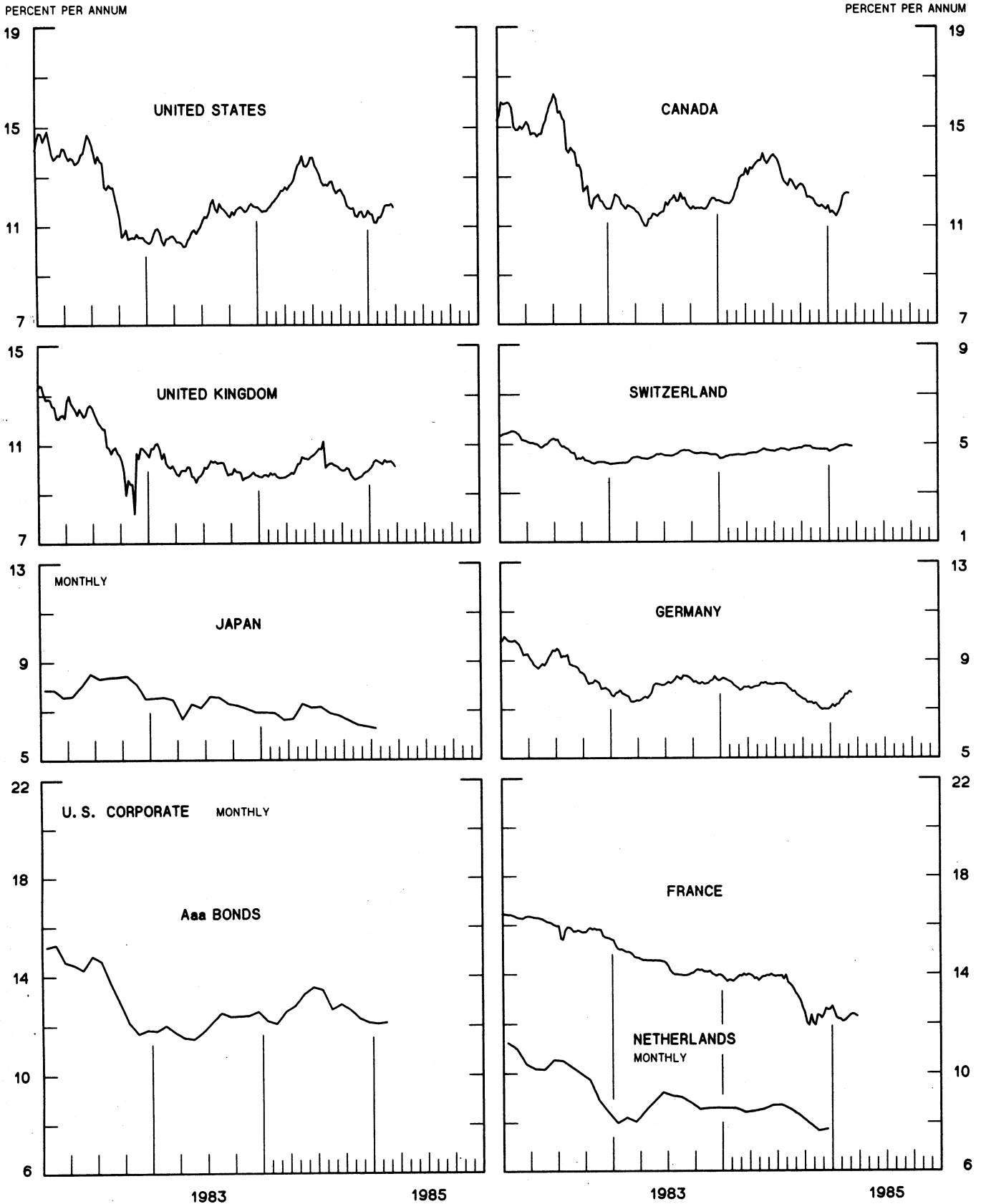
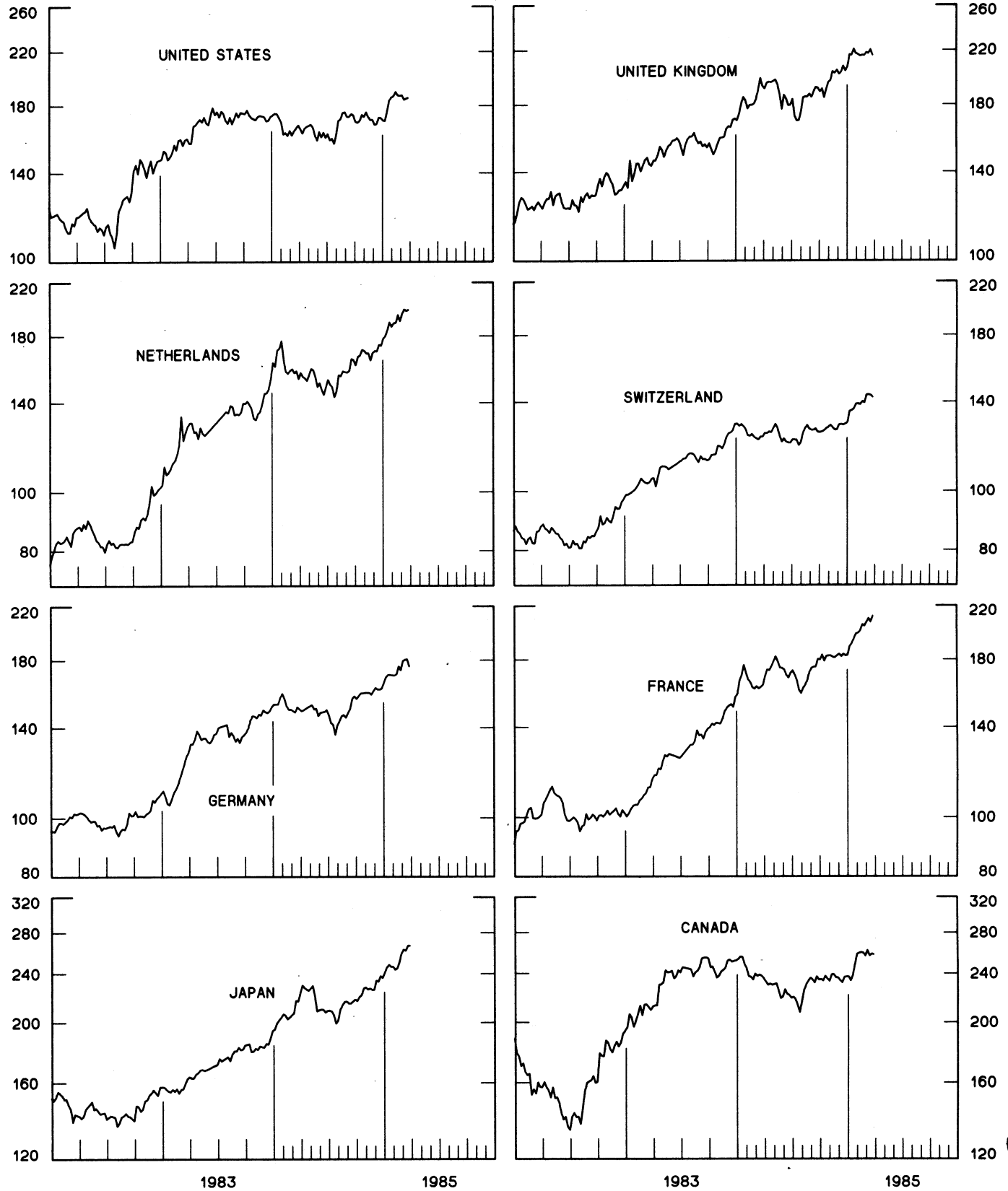


CHART 10  
INDUSTRIAL STOCK INDICES  
WEEKLY SERIES

RATIO SCALE  
1969=100

RATIO SCALE  
1969=100



SERIES NAME

LAST VALUE PLOTTED  
DATE VALUE

CHART 1. SPOT EXCHANGE RATES AND INDICES

WEEKLY AVERAGES, NOON BUYING RATES (U.S. CENTS)

GERMAN MARK	APRIL 3	32.04
JAPANESE YEN	APRIL 3	0.39561
DUTCH GUILDER	APRIL 3	28.41
U.K. POUND	APRIL 3	122.12
CANADIAN DOLLAR	APRIL 3	72.97
FRENCH FRANC	APRIL 3	10.50
SWISS FRANC	APRIL 3	37.91
BELGIAN FRANC	APRIL 3	1.59381
ITALIAN LIRA	APRIL 3	0.05023
SWEDISH KRONA	APRIL 3	11.07

INDICES, MARCH 1973 BASE RATES = 100

GERMAN MARK	APRIL 3	90.12
JAPANESE YEN	APRIL 3	103.58
DUTCH GUILDER	APRIL 3	81.56
U.K. POUND	APRIL 3	49.39
CANADIAN DOLLAR	APRIL 3	72.73
FRENCH FRANC	APRIL 3	47.32
SWISS FRANC	APRIL 3	121.95
BELGIAN FRANC	APRIL 3	62.80
ITALIAN LIRA	APRIL 3	28.53

WEIGHTED AVERAGE EXCHANGE VALUE INDICES, MAR 1973 = 100  
(G-10 COUNTRIES PLUS SWITZERLAND)

U.S. DOLLAR	APRIL 3	150.76
GERMAN MARK	APRIL 3	129.96
JAPANESE YEN	APRIL 3	149.37
DUTCH GUILDER	APRIL 3	113.60
U.K. POUND	APRIL 3	65.58
CANADIAN DOLLAR	APRIL 3	100.50
FRENCH FRANC	APRIL 3	62.26
SWISS FRANC	APRIL 3	171.01
BELGIAN FRANC	APRIL 3	86.11
ITALIAN LIRA	APRIL 3	36.71
SWEDISH KRONA	APRIL 3	66.84

CHART 2. 3-MONTH FORWARD EXCHANGE RATES, PREMIUM OR DISCOUNT

CANADIAN DOLLAR	APRIL 3	-1.42
U.K. POUND	APRIL 3	-3.95
GERMAN MARK	APRIL 3	3.12
FRENCH FRANC	APRIL 3	-1.86
SWISS FRANC	APRIL 3	3.45
DUTCH GUILDER	APRIL 3	2.22
JAPANESE YEN	APRIL 3	2.76
ITALIAN LIRA	APRIL 3	-5.54

SERIES NAME

LAST VALUE PLOTTED  
DATE VALUE

CHART 3. GOLD PRICE IN LONDON, AFTERNOON FIXING

U.S. DOLLARS PER FINE OUNCE APRIL 3 323.32

CHART 4. CALL MONEY RATES

U.S. FEDERAL FUNDS	APRIL 3	8.68
OVERNIGHT EURO-DOLLAR DEPOSITS	APRIL 3	8.69
U.K.	APRIL 3	13.82
CANADA	APRIL 3	10.25
GERMANY	APRIL 3	5.93
JAPAN	APRIL 3	6.34
FRANCE	APRIL 3	10.67
NETHERLANDS	APRIL 3	6.78
SWITZERLAND	APRIL 3	6.75

CHART 5. 3-MONTH INTEREST RATES

U.S. 90-DAY CD'S, SECONDARY MARKET	APRIL 3	8.80
GERMAN INTERBANK LOAN	APRIL 3	6.15
JAPANESE BANK LOANS & DISCOUNTS	APRIL 3	6.33
CANADIAN FINANCE PAPER	APRIL 3	10.57
INTERBANK STERLING	APRIL 3	13.14
SWISS INTERBANK LOAN	APRIL 3	5.59
WEIGHTED AVERAGE FOREIGN INTEREST RATE (G-10 COUNTRIES PLUS SWITZERLAND)	APRIL 3	8.88

CHART 6. EURO-DOLLAR DEPOSIT RATES: LONDON

OVERNIGHT	APRIL 3	8.69
7-DAY	APRIL 3	8.66
1-MONTH	APRIL 3	8.70
3-MONTH	APRIL 3	9.01
6-MONTH	APRIL 3	9.49
1-YEAR	APRIL 3	10.23

CHART 7. SELECTED EURO-DOLLAR AND U.S. MONEY MARKET RATES

OVERNIGHT EURO-DOLLAR DEPOSITS	APRIL 3	8.69
U.S. FEDERAL FUNDS	APRIL 3	8.68
DIFFERENTIAL	APRIL 3	0.01
3-MONTH EURO-DOLLAR DEPOSIT RATE	APRIL 3	9.01
U.S. 90-DAY CD'S, SECONDARY MARKET	APRIL 3	8.80
DIFFERENTIAL	APRIL 3	0.21

SERIES NAME

LAST VALUE PLOTTED  
DATE VALUE

CHART 8. INTEREST ARBITRAGE, 3-MONTH FUNDS

EURO-DOLLAR DEPOSIT	APRIL 3	9.01
INTERBANK STERLING (LONDON), COVERED	APRIL 3	9.06
DIFFERENTIAL	APRIL 3	-0.05
U.S. COMMERCIAL PAPER	APRIL 3	8.72
CANADIAN FINANCE PAPER, COVERED	APRIL 3	9.12
DIFFERENTIAL	APRIL 3	-0.40
EURO-DOLLAR DEPOSIT	APRIL 3	9.01
INTERBANK DM (FRANKFURT), COVERED	APRIL 3	9.32
DIFFERENTIAL	APRIL 3	-0.31
EURO-DOLLAR DEPOSIT	APRIL 3	9.01
SWISS INTERBANK, COVERED	APRIL 3	9.09
DIFFERENTIAL	APRIL 3	-0.08

CHART 9. LONG TERM GOVERNMENT BOND YIELDS

UNITED STATES	MARCH 29	11.77
GERMANY	MARCH 15	7.66
JAPAN (MONTHLY)	JAN.	6.29
SWITZERLAND	MARCH 22	4.89
CANADA	MARCH 15	12.32
FRANCE	MARCH 29	12.28
NETHERLANDS (MONTHLY)	DEC.	7.72
UNITED KINGDOM	MARCH 29	10.12

U.S. CORPORATE

AAA BONDS	FEB.	12.13
-----------	------	-------

CHART 10. STOCK INDICES

UNITED STATES	MARCH 27	185.18
UNITED KINGDOM	MARCH 27	215.30
CANADA	MARCH 27	257.64
GERMANY	MARCH 27	175.65
SWITZERLAND	MARCH 27	142.22
NETHERLANDS	MARCH 27	198.65
FRANCE	MARCH 27	211.71
JAPAN	MARCH 27	266.72

# FEDERAL RESERVE statistical release



H.10 (512)

APRIL 8, 1985

## FOREIGN EXCHANGE RATES

FOR THE WEEK ENDING APRIL 5, 1985

The Board of Governors of the Federal Reserve System is advised that the Federal Reserve Bank of New York has certified for customs purposes the following noon buying rates in New York City for cable transfers payable in foreign currencies:

COUNTRY	MONETARY UNIT	(CURRENCY UNITS PER DOLLAR)				
		APR. 1	APR. 2	APR. 3	APR. 4	APR. 5
*AUSTRALIA	DOLLAR	67.70	67.45	66.00	65.00	65.20
AUSTRIA	SCHILLING	21.893	22.160	21.940	21.990	22.270
BELGIUM	FRANC	62.800	63.330	62.800	63.950	63.850
BRAZIL	CRUZEIRO	4450.00	4450.00	4450.00	4450.00	4450.00
CANADA	DOLLAR	1.3680	1.3742	1.3720	1.3775	1.3745
CHINA, P.R.	YUAN	2.8269	2.8439	2.8439	2.8552	2.8580
DENMARK	KRONE	11.1575	11.2575	11.2200	11.4150	11.4000
FINLAND	MARKKA	6.5125	6.5625	6.5350	6.6050	6.5885
FRANCE	FRANC	9.5200	9.6100	9.5300	9.7050	9.6950
GERMANY	D. MARK	3.1185	3.1535	3.1220	3.1780	3.1750
GREECE	DRACHMA	134.000	136.000	136.000	136.750	136.000
HONG KONG	DOLLAR	7.7995	7.8015	7.7995	7.8040	7.8030
INDIA	RUPEE	12.3800	12.5600	12.4000	12.5700	12.5700
*IRELAND	POUND	100.00	99.25	100.10	98.40	98.60
ISRAEL	SHEKEL	NA	NA	NA	NA	NA
ITALY	LIRA	1986.00	2006.00	1991.00	2019.00	2026.00
JAPAN	YEN	252.45	254.30	253.15	254.50	254.85
MALAYSIA	RINGGIT	2.5375	2.5350	2.5215	2.5300	2.5250
MEXICO	PESO	247.0000	248.5000	248.0000	247.0000	247.0000
NETHERLANDS	GUILDER	3.5200	3.5550	3.5230	3.5870	3.5780
*NEW ZEALAND	DOLLAR	46.100	46.050	46.000	45.000	45.250
NORWAY	KRONE	8.9950	9.0750	8.9700	9.1425	9.1200
PHILIPPINES	PESO	NA	NA	NA	NA	NA
PORTUGAL	ESCUDO	174.500	175.250	175.000	176.500	176.000
SINGAPORE	DOLLAR	2.2275	2.2225	2.2270	2.2300	2.2330
*SOUTH AFRICA	RAND	51.50	50.90	50.90	49.80	49.50
SOUTH KOREA	WON	852.50	855.00	858.00	857.50	857.50
SPAIN	PESETA	173.750	175.700	174.250	176.500	176.500
SRI LANKA	RUPEE	26.965	27.015	27.015	NA	NA
SWEDEN	KRONA	9.0275	9.1075	9.0500	9.1775	9.1325
SWITZERLAND	FRANC	2.6390	2.6600	2.6420	2.6890	2.6750
TAIWAN	DOLLAR	39.590	39.590	39.590	NA	NA
THAILAND	BAHT	27.380	27.600	27.550	27.630	NA
*UNITED KINGDOM	POUND	122.15	120.50	121.65	119.35	119.85
VENEZUELA	BOLIVAR	NA	NA	NA	NA	NA
MEMO:						
#UNITED STATES	DOLLAR	150.65	152.09	150.94	153.16	152.97

\*INDEX OF WEIGHTED AVERAGE EXCHANGE VALUE OF U.S. DOLLAR AGAINST CURRENCIES OF OTHER G-11 COUNTRIES. MARCH 1973 = 100. WEIGHTS ARE 1972-76 GLOBAL TRADE OF EACH OF THE 10 COUNTRIES. SERIES REVISED AS OF AUGUST 1978. FOR DESCRIPTION AND BACK DATA, SEE "INDEX OF THE WEIGHTED-AVERAGE EXCHANGE VALUE OF THE U.S. DOLLAR: REVISION" ON PAGE 700 OF THE AUGUST 1978 FEDERAL RESERVE BULLETIN.

\*VALUE IS U.S. CENTS