

(516/517)

LIBRARY
FEB 13 1985
FEDERAL RESERVE BANK OF CHICAGO

DATA FILE
LIBRARY
FEDERAL RESERVE BANK
OF CHICAGO

Selected Interest & Exchange Rates

Weekly Series of Charts

February 11, 1985

Prepared by the
FINANCIAL MARKETS
SECTION

DIVISION OF
INTERNATIONAL FINANCE

BOARD OF GOVERNORS
FEDERAL RESERVE SYSTEM
Washington, D.C. 20551

Table of Contents

TABLES

1. LATEST FIGURES PLOTTED
2. DAILY CERTIFIED SPOT EXCHANGE RATES--
H.10 RELEASE

CHARTS

1. SPOT EXCHANGE RATE INDICES
2. 3-MONTH FORWARD EXCHANGE RATES
3. GOLD PRICE--LONDON
4. CALL MONEY RATES
5. 3-MONTH INTEREST RATES
6. EURO-DOLLAR DEPOSIT RATES
7. SELECTED EURO-DOLLAR AND
U.S. MONEY MARKET RATES
8. INTEREST ARBITRAGE: 3-MONTH FUNDS
9. LONG-TERM GOVERNMENT BOND YIELDS
10. INDUSTRIAL STOCK INDICES

SUBSCRIPTION RATES:

Weekly \$15.00 per year or \$.40 each in the United States, its possessions, Canada, and Mexico; 10 or more of the same issue to one address, \$13.50 per year or \$.35 each. Elsewhere, \$20.00 per year or \$.50 each. Address requests to Publications Services, Division of Administrative Services, and make payment remittance payable to the order of the Board of Governors of the Federal Reserve System in a form collectible at par in U.S. Currency.

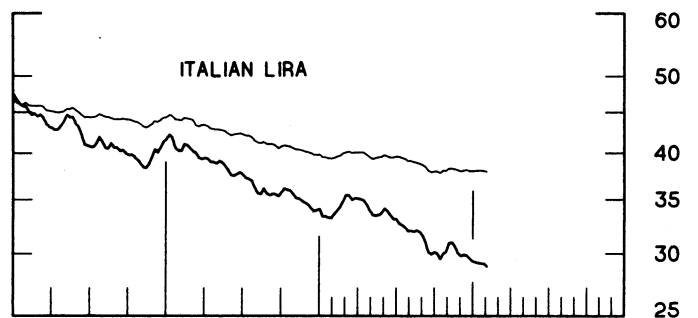
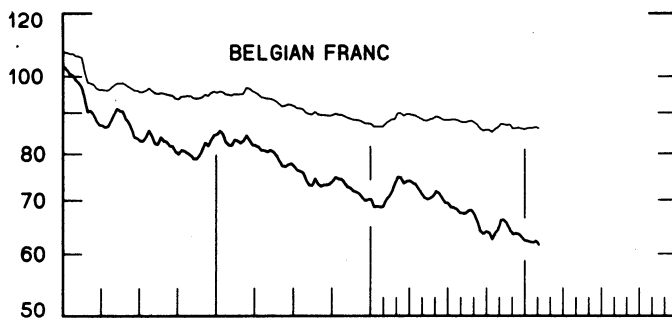
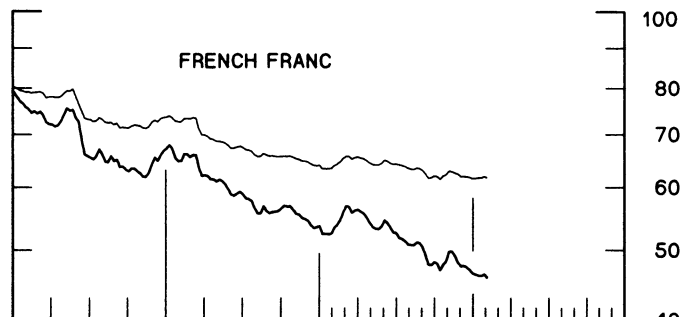
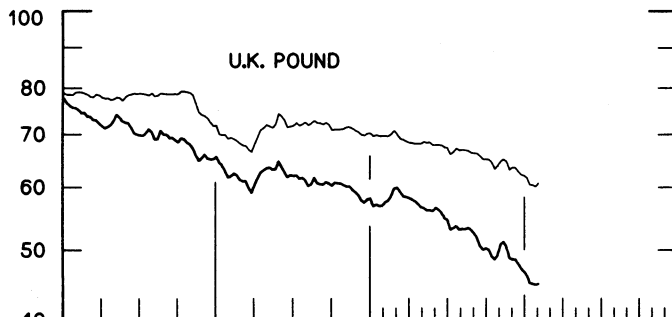
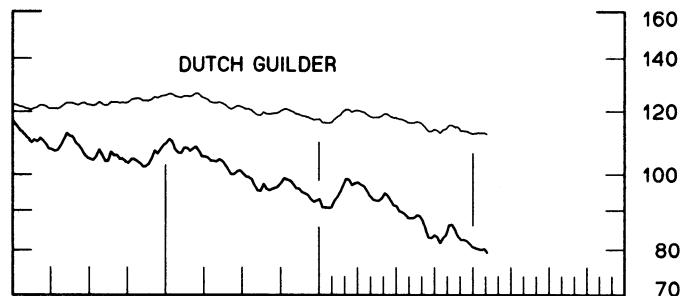
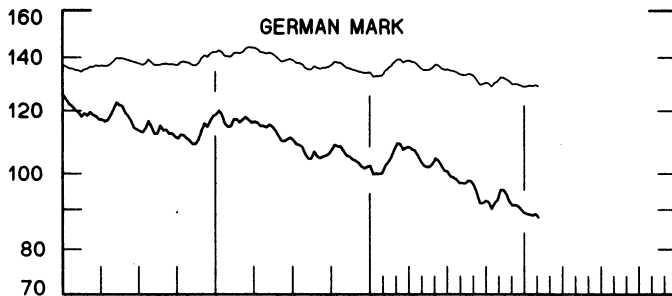
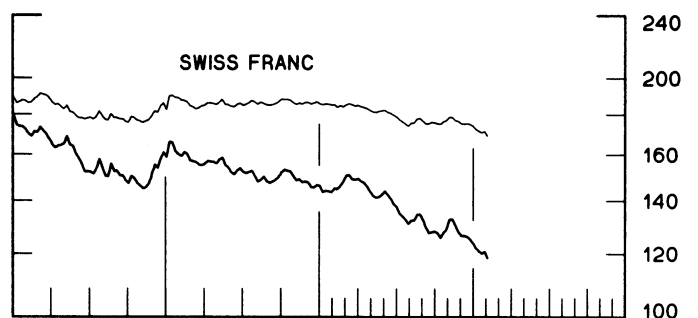
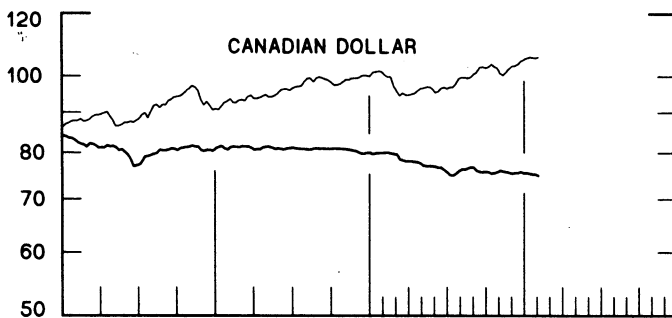
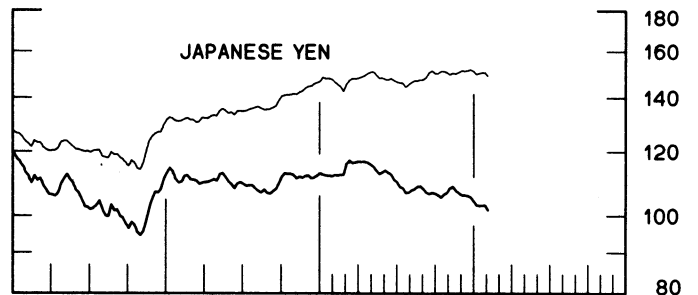
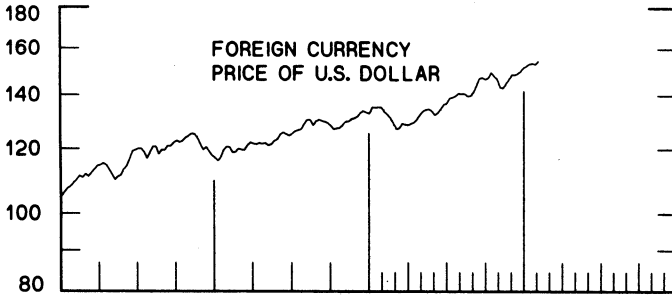
CHART 1

SPOT EXCHANGE INDICES

DOLLAR PRICES OF FOREIGN CURRENCIES AND WEIGHTED AVERAGE VALUES (THIN LINE)
AVERAGES FOR WEEK ENDING WEDNESDAY

RATIO SCALE
MARCH 1973=100

RATIO SCALE
MARCH 1973=100



1983

1985

1983

1985

CHART 2
3-MONTH FORWARD EXCHANGE RATES
 PREMIUM (+) OR (-)
 AVERAGES FOR WEEK ENDING WEDNESDAY

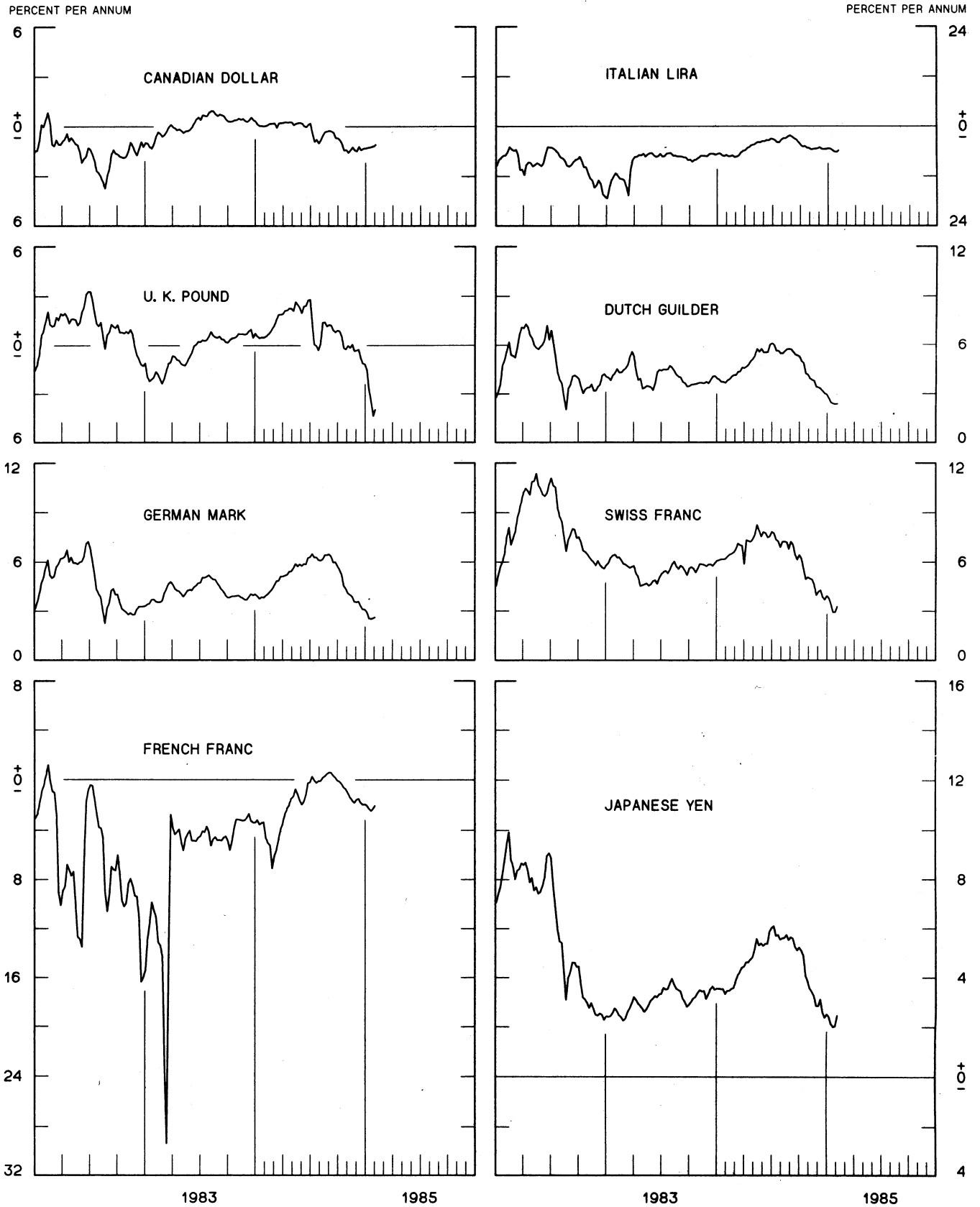


CHART 3
PRICE OF GOLD IN LONDON
AVERAGES FOR WEEK ENDING WEDNESDAY

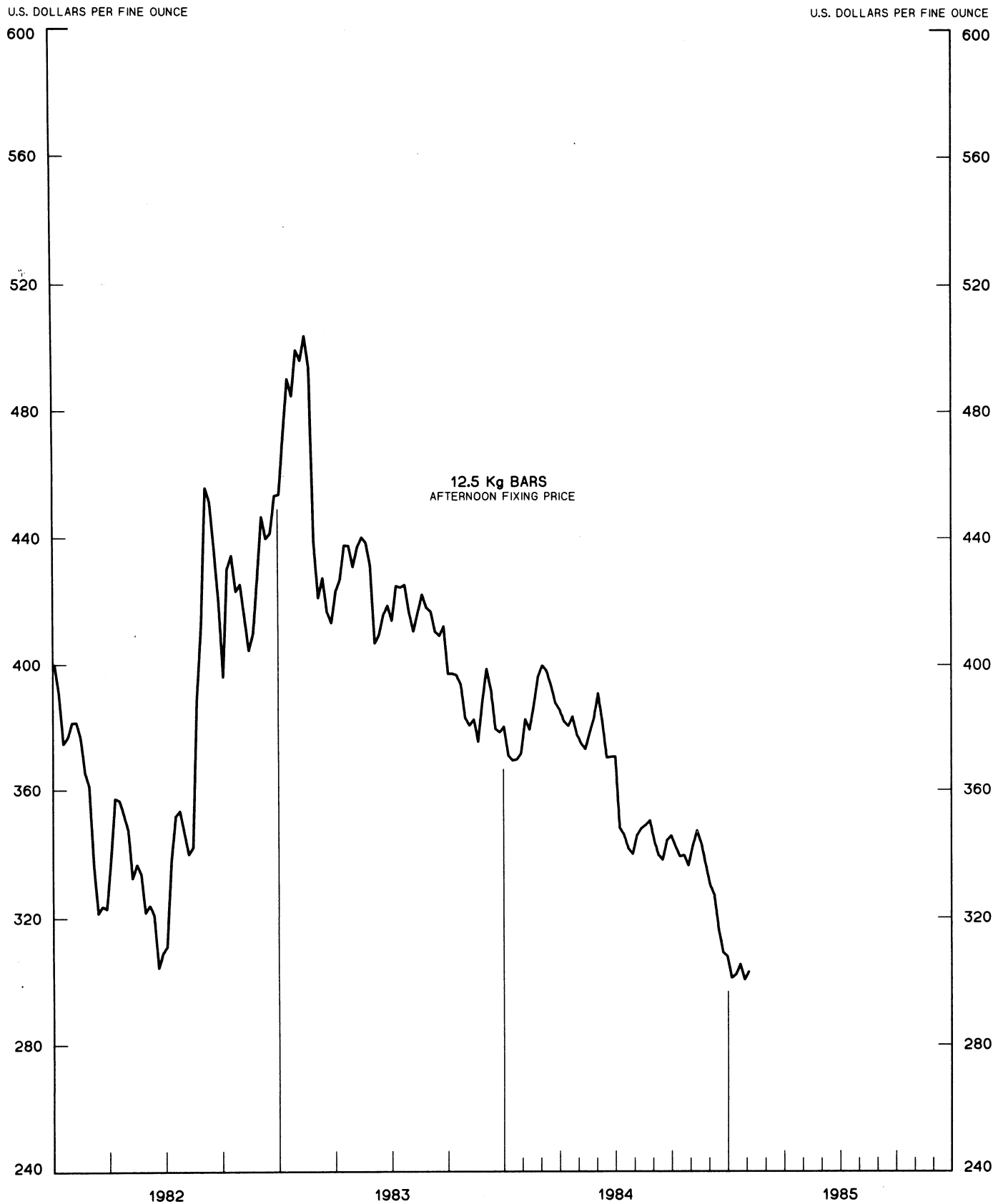
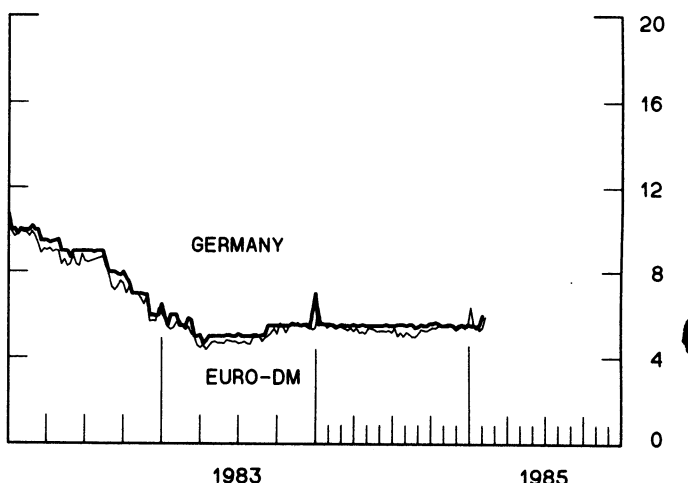
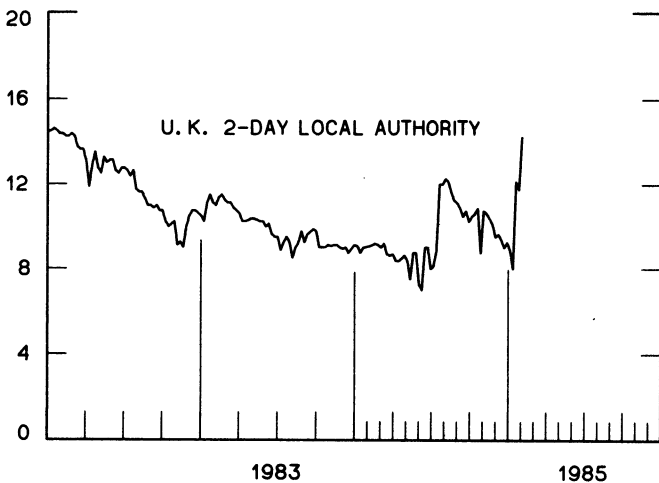
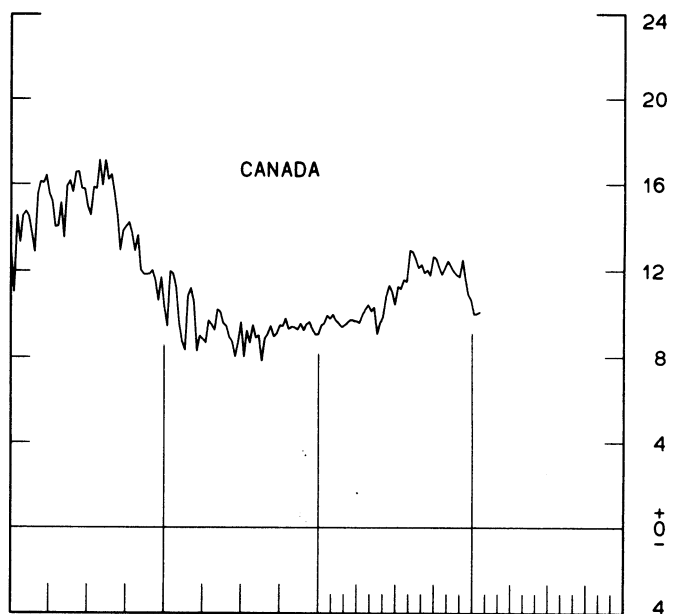
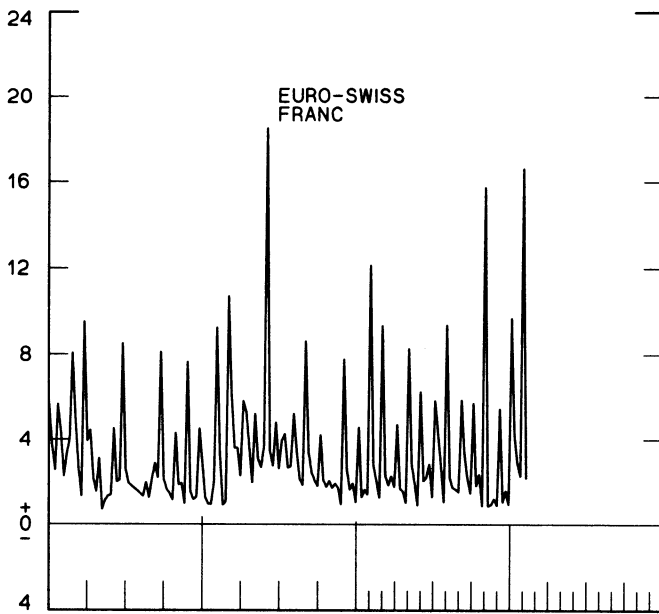
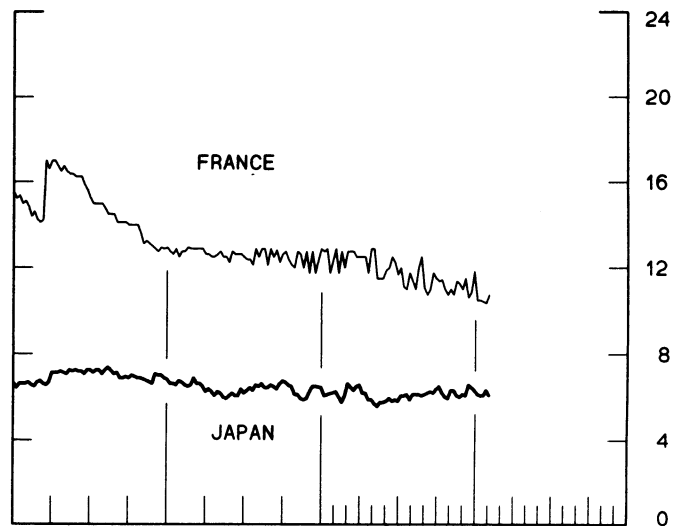
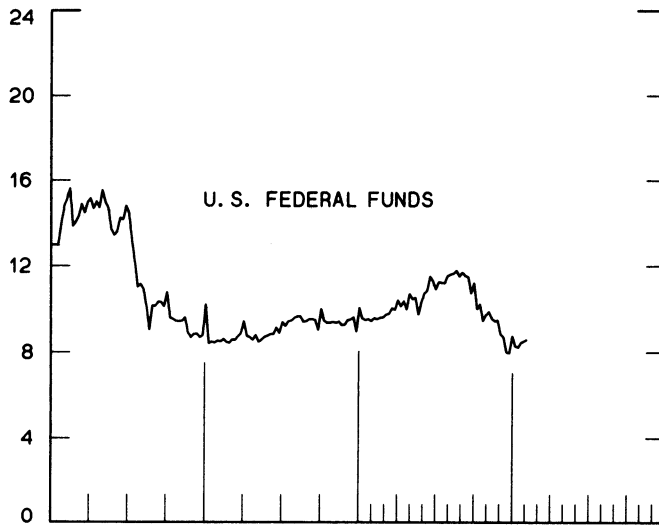


CHART 4
CALL MONEY RATES
 WEEKLY SERIES

PERCENT PER ANNUM

PERCENT PER ANNUM



1983

1985

1983

1985

CHART 5
3-MONTH INTEREST RATES
 WEEKLY SERIES

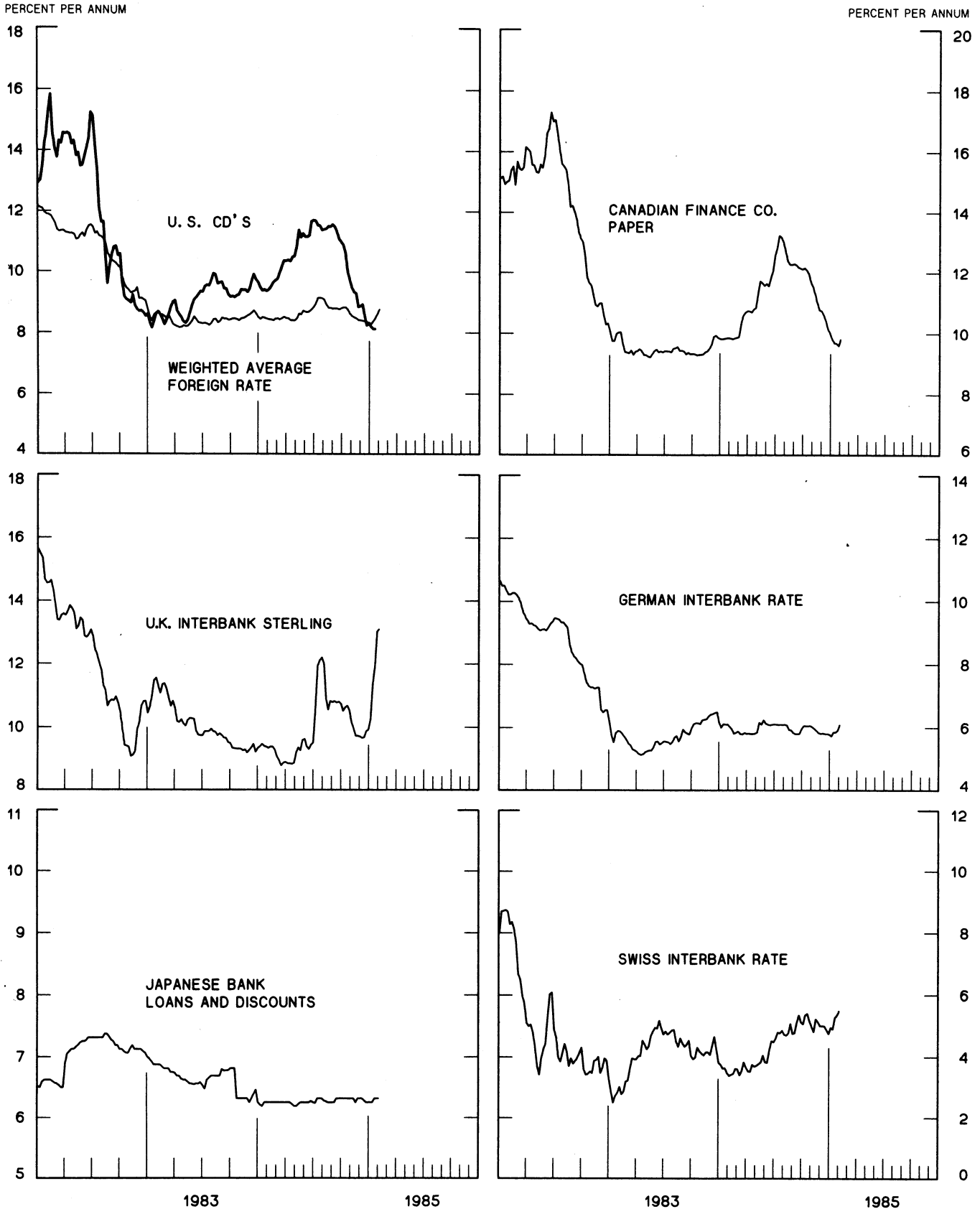


CHART 6
EURO-DOLLAR DEPOSIT RATES LONDON
 AVERAGES FOR WEEK ENDING WEDNESDAY

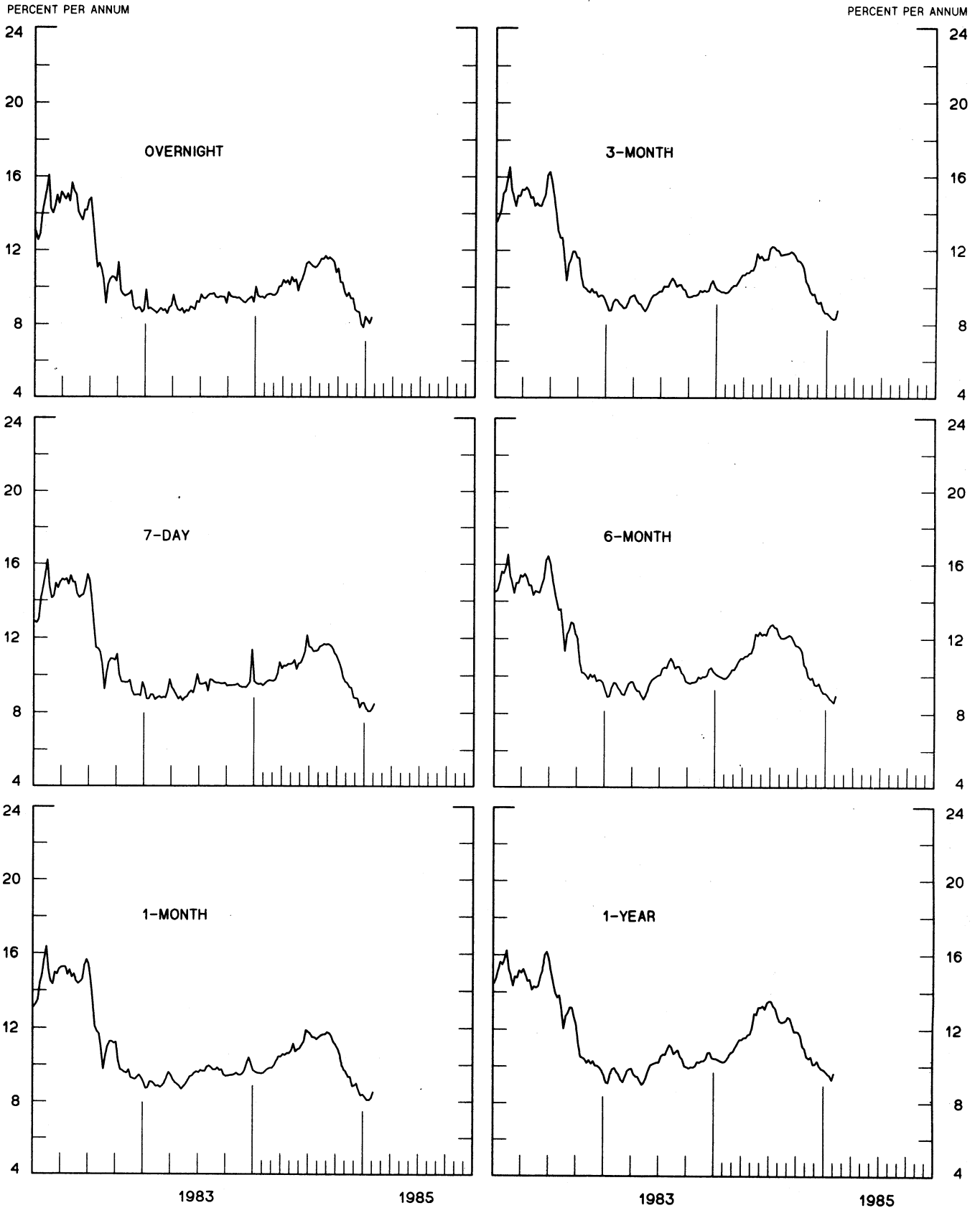
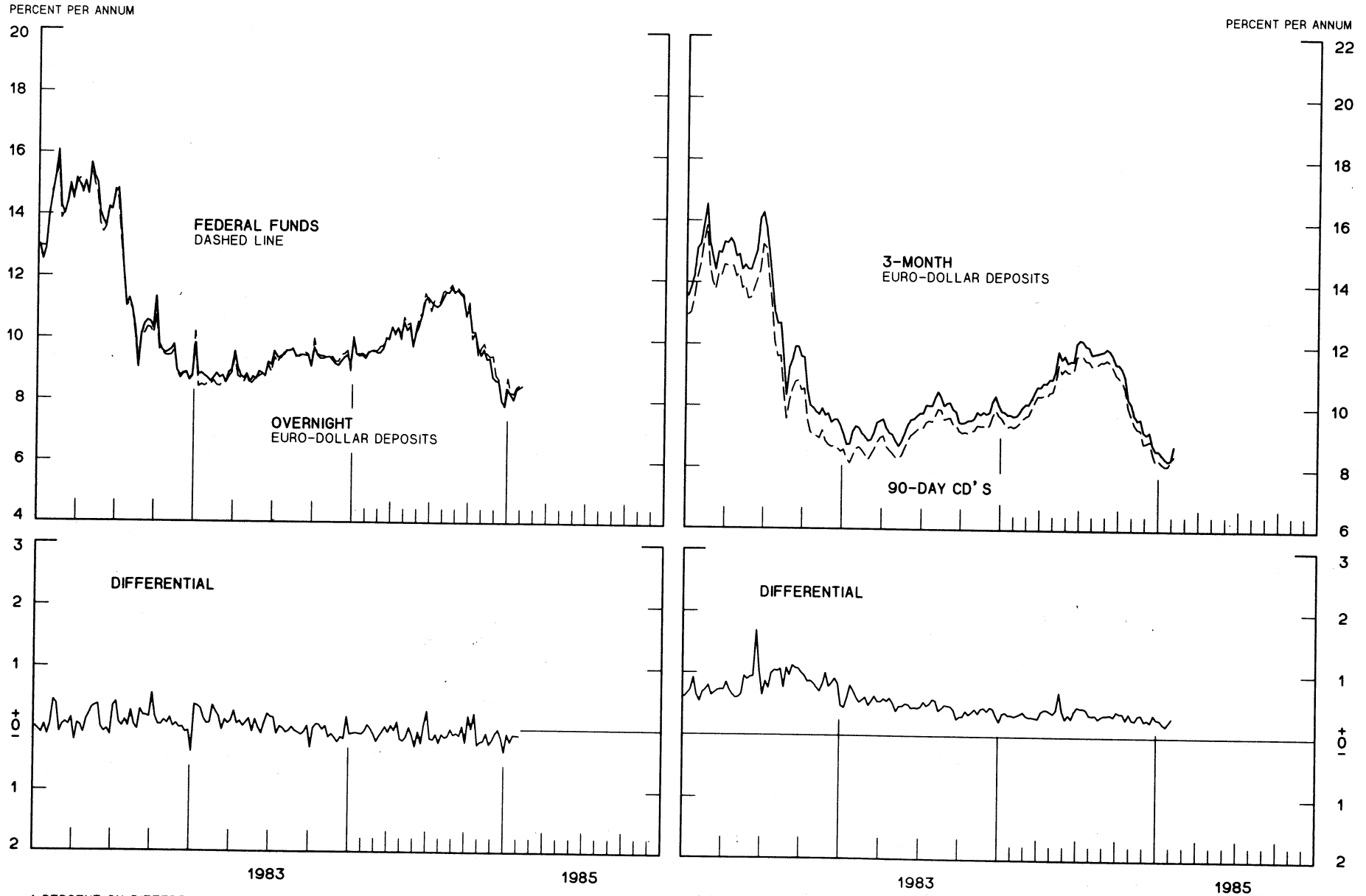


CHART 7

SELECTED EURO-DOLLAR AND U. S. MONEY MARKET RATES

DIFFERENTIAL: PLUS(+), FAVORS BORROWING IN U. S.
AVERAGES FOR WEEK ENDING WEDNESDAY



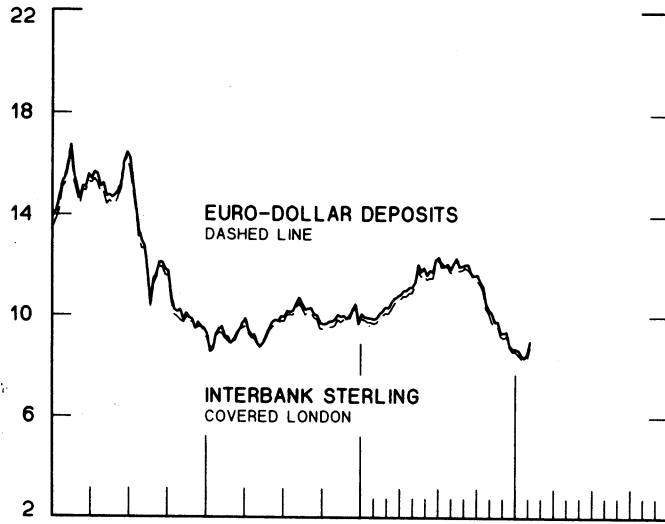
1 PERCENT ON DIFFERENTIAL SCALE = 2 PERCENT ON RATE SCALE

CHART 8

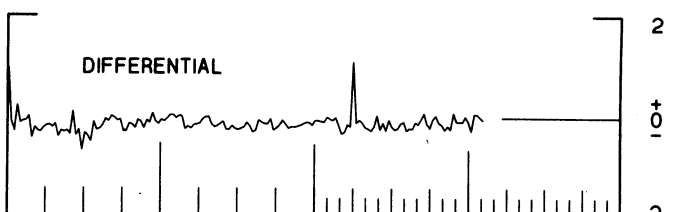
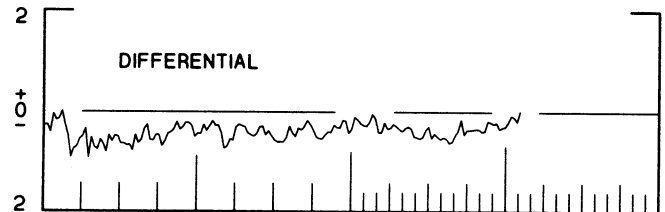
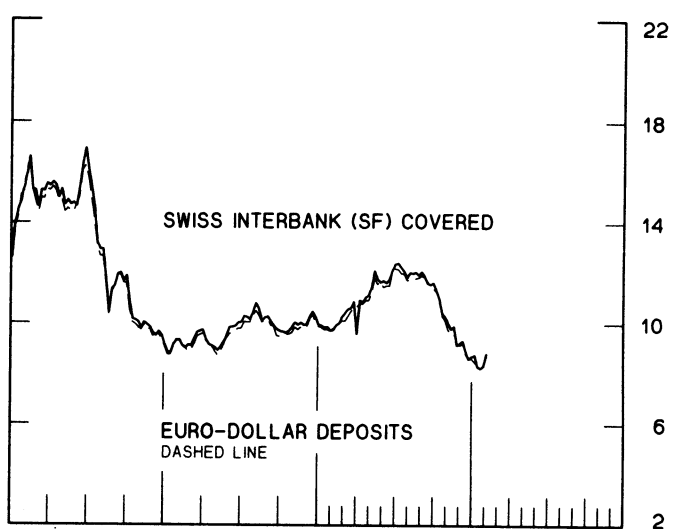
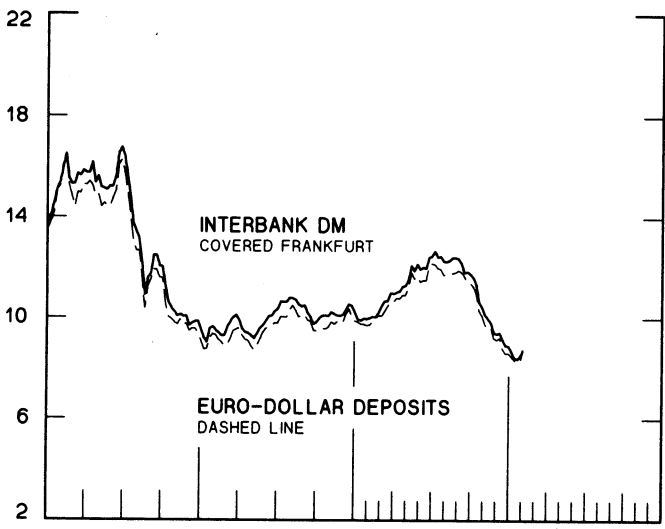
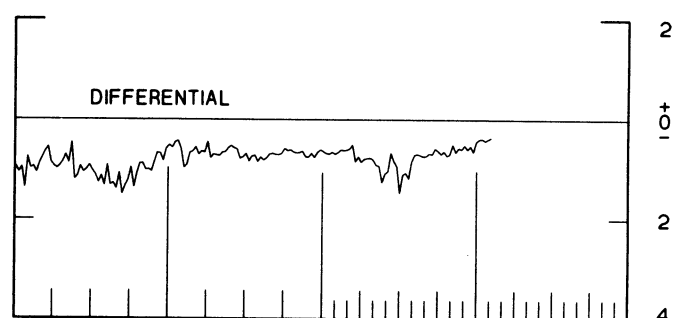
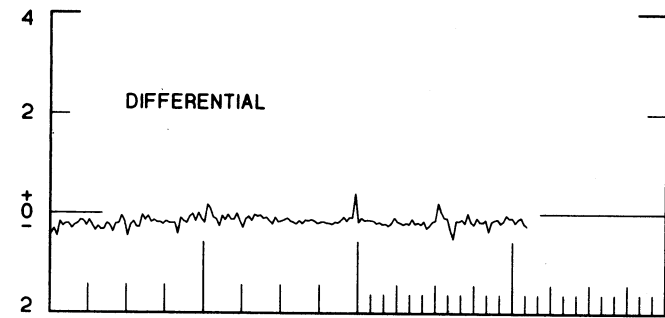
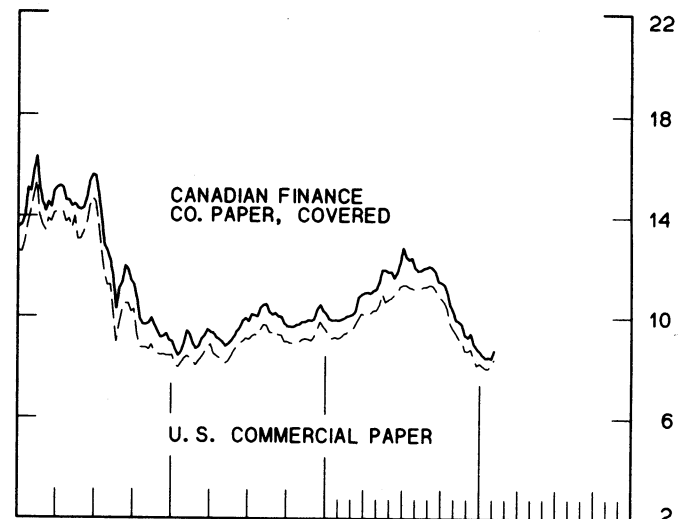
INTEREST ARBITRAGE: 3-MONTH FUNDS

DIFFERENTIAL: PLUS(+), INDICATES FAVOR DOLLAR ASSETS
AVERAGES FOR WEEK ENDING WEDNESDAY

PERCENT PER ANNUM



PERCENT PER ANNUM



1983

1985

1983

1985

1 PERCENT ON DIFFERENTIAL SCALE = 2 PERCENT ON RATE SCALE

CHART 9
LONG-TERM GOVERNMENT BOND YIELDS
 WEEKLY SERIES

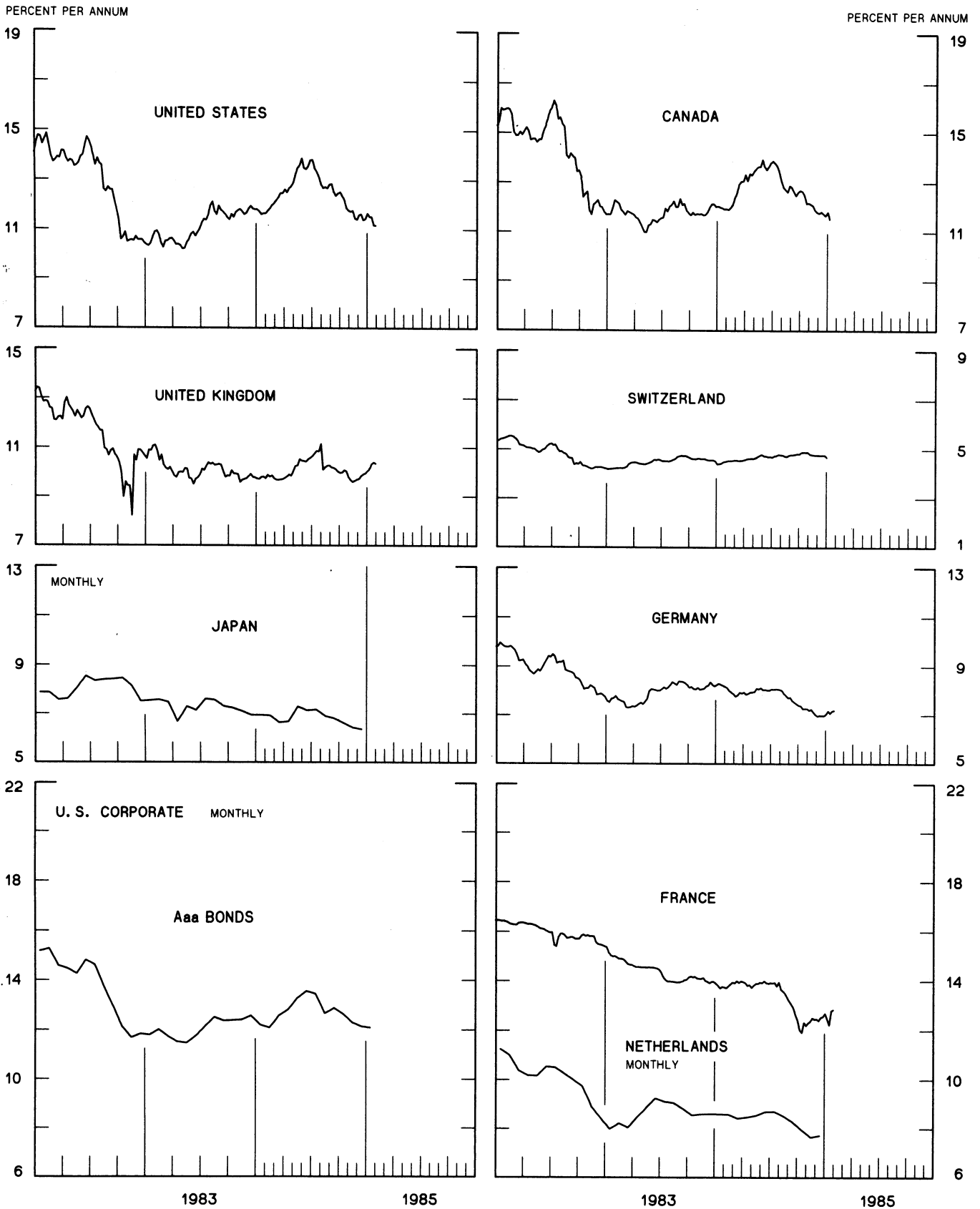
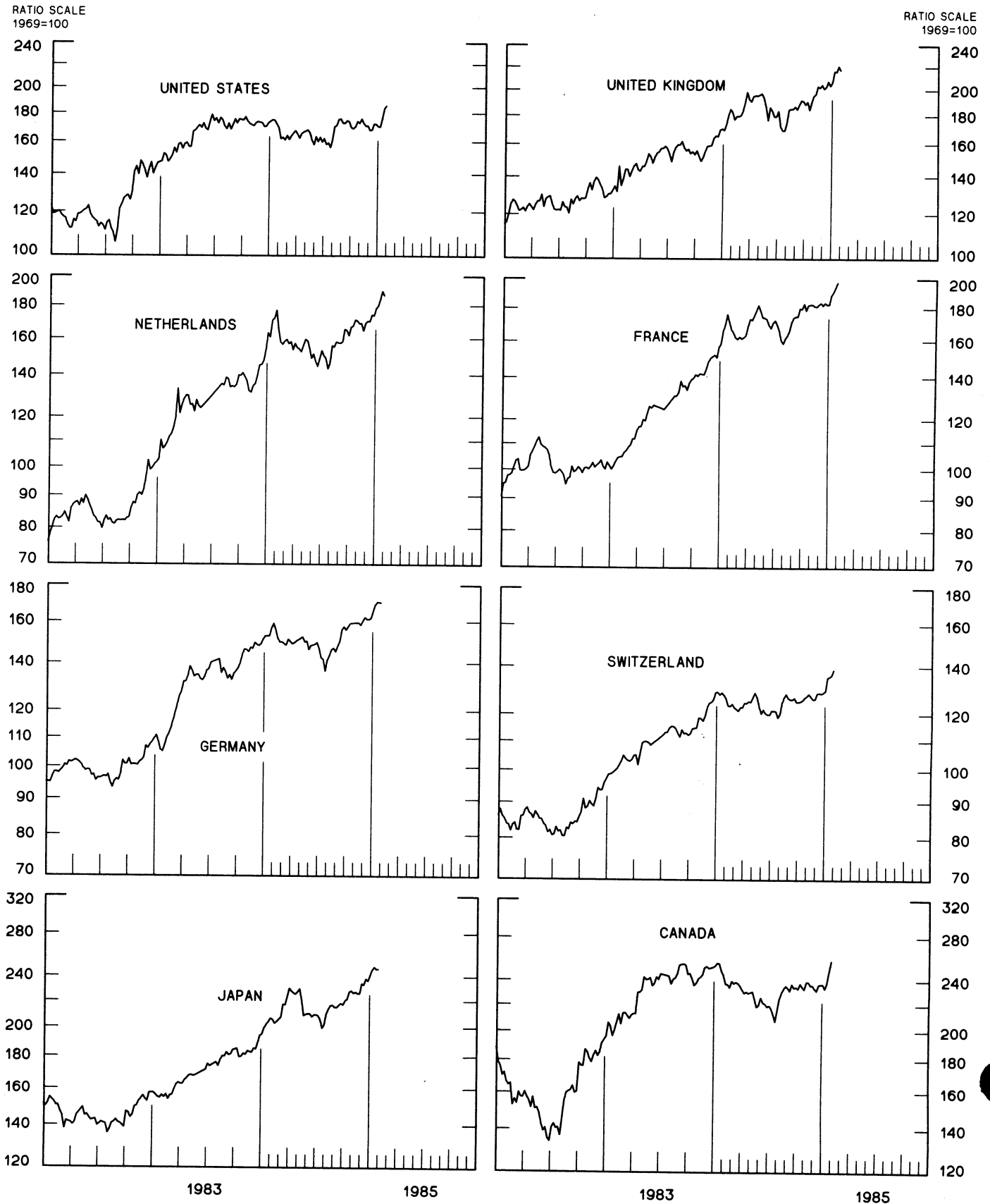


CHART 10
INDUSTRIAL STOCK INDICES
WEEKLY SERIES



SERIES NAME

LAST VALUE PLOTTED
DATE VALUE

CHART 1. SPOT EXCHANGE RATES AND INDICES

WEEKLY AVERAGES, NOON BUYING RATES (U.S. CENTS)

GERMAN MARK	FEB. 6	31.24
JAPANESE YEN	FEB. 6	0.38756
DUTCH GUILDER	FEB. 6	27.61
U. K. POUND	FEB. 6	111.86
CANADIAN DOLLAR	FEB. 6	75.09
FRENCH FRANC	FEB. 6	10.22
SWISS FRANC	FEB. 6	36.77
BELGIAN FRANC	FEB. 6	1.56069
ITALIAN LIRA	FEB. 6	0.05077
SWEDISH KRONA	FEB. 6	10.97

INDICES, MARCH 1973 BASE RATES = 100

GERMAN MARK	FEB. 6	87.88
JAPANESE YEN	FEB. 6	101.48
DUTCH GUILDER	FEB. 6	79.27
U. K. POUND	FEB. 6	45.24
CANADIAN DOLLAR	FEB. 6	74.84
FRENCH FRANC	FEB. 6	46.07
SWISS FRANC	FEB. 6	118.31
BELGIAN FRANC	FEB. 6	61.50
ITALIAN LIRA	FEB. 6	28.84

WEIGHTED AVERAGE EXCHANGE VALUE INDICES, MAR 1973 = 100
(G-10 COUNTRIES PLUS SWITZERLAND)

U. S. DOLLAR	FEB. 6	154.36
GERMAN MARK	FEB. 6	128.94
JAPANESE YEN	FEB. 6	149.04
DUTCH GUILDER	FEB. 6	112.40
U. K. POUND	FEB. 6	60.76
CANADIAN DOLLAR	FEB. 6	105.75
FRENCH FRANC	FEB. 6	61.69
SWISS FRANC	FEB. 6	168.95
BELGIAN FRANC	FEB. 6	85.89
ITALIAN LIRA	FEB. 6	37.89
SWEDISH KRONA	FEB. 6	67.46

CHART 2. 3-MONTH FORWARD EXCHANGE RATES, PREMIUM OR DISCOUNT

CANADIAN DOLLAR	FEB. 6	-1.09
U. K. POUND	FEB. 6	-3.95
GERMAN MARK	FEB. 6	2.60
FRENCH FRANC	FEB. 6	-2.03
SWISS FRANC	FEB. 6	3.27
DUTCH GUILDER	FEB. 6	2.35
JAPANESE YEN	FEB. 6	2.46
ITALIAN LIRA	FEB. 6	-5.90

SERIES NAME	LAST VALUE PLOTTED	
	DATE	VALUE
CHART 3. GOLD PRICE IN LONDON, AFTERNOON FIXING		
U. S. DOLLARS PER FINE OUNCE	FEB. 6	303.28
CHART 4. CALL MONEY RATES		
U. S. FEDERAL FUNDS	FEB. 6	8.59
OVERNIGHT EURO-DOLLAR DEPOSITS	FEB. 6	8.49
U. K.	FEB. 1	14.25
CANADA	JAN. 18	10.09
GERMANY	FEB. 1	6.00
EURO-DM	FEB. 8	5.91
JAPAN	FEB. 1	6.06
FRANCE	FEB. 1	10.75
NETHERLANDS	JAN. 1	10.30
EURO-SWISS FRANC	FEB. 8	2.15
CHART 5. 3-MONTH INTEREST RATES		
U. S. 90-DAY CD'S, SECONDARY MARKET	FEB. 6	8.44
GERMAN INTERBANK LOAN	FEB. 6	6.10
JAPANESE BANK LOANS & DISCOUNTS	FEB. 6	6.31
CANADIAN FINANCE PAPER	FEB. 6	9.83
INTERBANK STERLING	FEB. 6	13.10
SWISS INTERBANK LOAN	FEB. 6	5.50
WEIGHTED AVERAGE FOREIGN INTEREST RATE (G-10 COUNTRIES PLUS SWITZERLAND)	FEB. 6	8.77
CHART 6. EURO-DOLLAR DEPOSIT RATES: LONDON		
OVERNIGHT	FEB. 6	8.49
7-DAY	FEB. 6	8.49
1-MONTH	FEB. 6	8.54
3-MONTH	FEB. 6	8.76
6-MONTH	FEB. 6	8.99
1-YEAR	FEB. 6	9.63
CHART 7. SELECTED EURO-DOLLAR AND U. S. MONEY MARKET RATES		
OVERNIGHT EURO-DOLLAR DEPOSITS	FEB. 6	8.49
U. S. FEDERAL FUNDS	FEB. 6	8.59
DIFFERENTIAL ADJ. FOR RESERVE REQUIREMENTS	FEB. 6	-0.10
3-MONTH EURO-DOLLAR DEPOSIT RATE	FEB. 6	8.76
U. S. 90-DAY CD'S, SECONDARY MARKET	FEB. 6	8.44
DIFFERENTIAL	FEB. 6	0.32

SERIES NAME

LAST VALUE PLOTTED
DATE VALUE

CHART 8. INTEREST ARBITRAGE, 3-MONTH FUNDS

EURO-DOLLAR DEPOSIT	FEB. 6	8.76
INTERBANK STERLING (LONDON), COVERED	FEB. 6	9.02
DIFFERENTIAL	FEB. 6	-0.26
U.S. COMMERCIAL PAPER	FEB. 6	8.34
CANADIAN FINANCE PAPER, COVERED	FEB. 6	8.71
DIFFERENTIAL	FEB. 6	-0.37
EURO-DOLLAR DEPOSIT	FEB. 6	8.76
INTERBANK DM (FRANKFURT), COVERED	FEB. 6	8.74
DIFFERENTIAL	FEB. 6	0.02
EURO-DOLLAR DEPOSIT	FEB. 6	8.76
SWISS INTERBANK, COVERED	FEB. 6	8.81
DIFFERENTIAL	FEB. 6	-0.05

CHART 9. LONG TERM GOVERNMENT BOND YIELDS

UNITED STATES	FEB. 1	11.15
GERMANY	FEB. 1	7.19
JAPAN (MONTHLY)	DEC.	6.36
SWITZERLAND	JAN. 4	4.68
CANADA	JAN. 11	11.52
FRANCE	FEB. 1	12.17
NETHERLANDS (MONTHLY)	DEC.	7.72
UNITED KINGDOM	FEB. 1	10.33

U.S. CORPORATE

AAA BONDS	JAN.	12.08
EURO-DOLLAR BONDS	NOV.	10.29

CHART 10. STOCK INDICES

UNITED STATES	JAN. 30	185.48
UNITED KINGDOM	JAN. 30	216.93
CANADA	JAN. 30	257.91
GERMANY	JAN. 30	169.95
SWITZERLAND	JAN. 30	138.84
NETHERLANDS	JAN. 30	186.28
FRANCE	JAN. 30	197.83
JAPAN	JAN. 30	246.38

FEDERAL RESERVE statistical release



H.10 (512)

FEBRUARY 11, 1985

FOREIGN EXCHANGE RATES

FOR THE WEEK ENDING FEBRUARY 8, 1985

The Board of Governors of the Federal Reserve System is advised that the Federal Reserve Bank of New York has certified for customs purposes the following noon buying rates in New York City for cable transfers payable in foreign currencies:

COUNTRY	MONETARY UNIT	(CURRENCY UNITS PER DOLLAR)				
		FEB. 4	FEB. 5	FEB. 6	FEB. 7	FEB. 8
*AUSTRALIA	DOLLAR	79.33	77.85	78.06	75.80	77.00
AUSTRIA	SCHILLING	22.565	22.663	22.635	22.770	22.880
BELGIUM	FRANC	64.260	64.600	64.520	64.970	65.240
BRAZIL	CRUZEIRO	3585.00	3585.00	3585.00	3656.00	3656.00
CANADA	DOLLAR	1.3333	1.3350	1.3350	1.3363	1.3360
CHINA, P.R.	YUAN	2.8167	2.8167	2.8167	2.8167	2.8167
DENMARK	KRONE	11.4730	11.5220	11.5050	11.5950	11.6300
FINLAND	MARKKA	6.7230	6.7420	6.7350	6.7625	6.7720
FRANCE	FRANC	9.8150	9.8540	9.8525	9.9050	9.9400
GERMANY	D. MARK	3.2140	3.2260	3.2230	3.2455	3.2575
GREECE	DRACHMA	130.550	131.350	131.300	131.550	131.800
HONG KONG	DOLLAR	7.8105	7.8110	7.8040	7.7995	7.8020
INDIA	RUPEE	12.7500	12.7700	12.8100	12.8100	12.8400
*IRELAND	POUND	96.75	96.30	96.58	95.85	95.40
ISRAEL	SHEKEL	NA	NA	NA	NA	NA
ITALY	LIRA	1973.50	1982.00	1983.50	1996.00	2004.00
JAPAN	YEN	259.42	259.70	259.53	260.65	260.70
MALAYSIA	RINGGIT	2.5165	2.5330	2.5315	2.5430	2.5490
MEXICO	PESO	232.0000	232.0000	232.2500	233.5000	234.5000
NETHERLANDS	GUILDER	3.6360	3.6500	3.6505	3.6750	3.6860
*NEW ZEALAND	DOLLAR	46.400	46.180	46.190	45.910	45.950
NORWAY	KRONE	9.2650	9.3050	9.2830	9.3200	9.3400
PHILIPPINES	PESO	NA	NA	NA	NA	NA
PORTUGAL	ESCUDO	180.000	181.000	183.000	185.000	185.000
SINGAPORE	DOLLAR	2.2300	2.2410	2.2390	2.2585	2.2605
*SOUTH AFRICA	RAND	49.30	49.40	51.15	53.45	53.50
SOUTH KOREA	WON	834.30	835.30	836.00	836.70	837.20
SPAIN	PESETA	177.400	178.250	177.950	178.600	179.000
SRI LANKA	RUPEE	26.553	26.553	26.553	26.553	26.553
SWEDEN	KRONA	9.1460	9.1850	9.1625	9.1975	9.2200
SWITZERLAND	FRANC	2.7395	2.7415	2.7375	2.7600	2.7750
TAIWAN	DOLLAR	39.190	39.220	39.250	39.230	39.210
THAILAND	BAHT	27.580	27.750	27.750	27.830	27.850
*UNITED KINGDOM	POUND	111.40	111.12	111.35	111.60	110.90
VENEZUELA	BOLIVAR	NA	NA	NA	NA	NA
MEMO:						
*UNITED STATES	DOLLAR	154.94	155.42	155.31	156.02	156.51

#INDEX OF WEIGHTED AVERAGE EXCHANGE VALUE OF U.S. DOLLAR AGAINST CURRENCIES OF OTHER G-11 COUNTRIES. MARCH 1973 = 100. WEIGHTS ARE 1972-76 GLOBAL TRADE OF EACH OF THE 10 COUNTRIES. SERIES REVISED AS OF AUGUST 1978. FOR DESCRIPTION AND BACK DATA, SEE "INDEX OF THE WEIGHTED-AVERAGE EXCHANGE VALUE OF THE U.S. DOLLAR: REVISION" ON PAGE 700 OF THE AUGUST 1978 FEDERAL RESERVE BULLETIN.

*VALUE IS U.S. CENTS