

DATA FILE
LIBRARY
FEDERAL RESERVE BANK
OF CHICAGO

(516/517)

LIBRARY
FEB 11 1985
FEDERAL RESERVE
BANK OF CHICAGO

Selected Interest & Exchange Rates

Weekly Series of Charts

February 4, 1985

Prepared by the
FINANCIAL MARKETS
SECTION

DIVISION OF
INTERNATIONAL FINANCE

BOARD OF GOVERNORS
FEDERAL RESERVE SYSTEM
Washington, D.C. 20551

Table of Contents

TABLES

1. LATEST FIGURES PLOTTED
2. DAILY CERTIFIED SPOT EXCHANGE RATES--
H.10 RELEASE

CHARTS

1. SPOT EXCHANGE RATE INDICES
2. 3-MONTH FORWARD EXCHANGE RATES
3. GOLD PRICE--LONDON
4. CALL MONEY RATES
5. 3-MONTH INTEREST RATES
6. EURO-DOLLAR DEPOSIT RATES
7. SELECTED EURO-DOLLAR AND
U.S. MONEY MARKET RATES
8. INTEREST ARBITRAGE: 3-MONTH FUNDS
9. LONG-TERM GOVERNMENT BOND YIELDS
10. INDUSTRIAL STOCK INDICES

SUBSCRIPTION RATES:

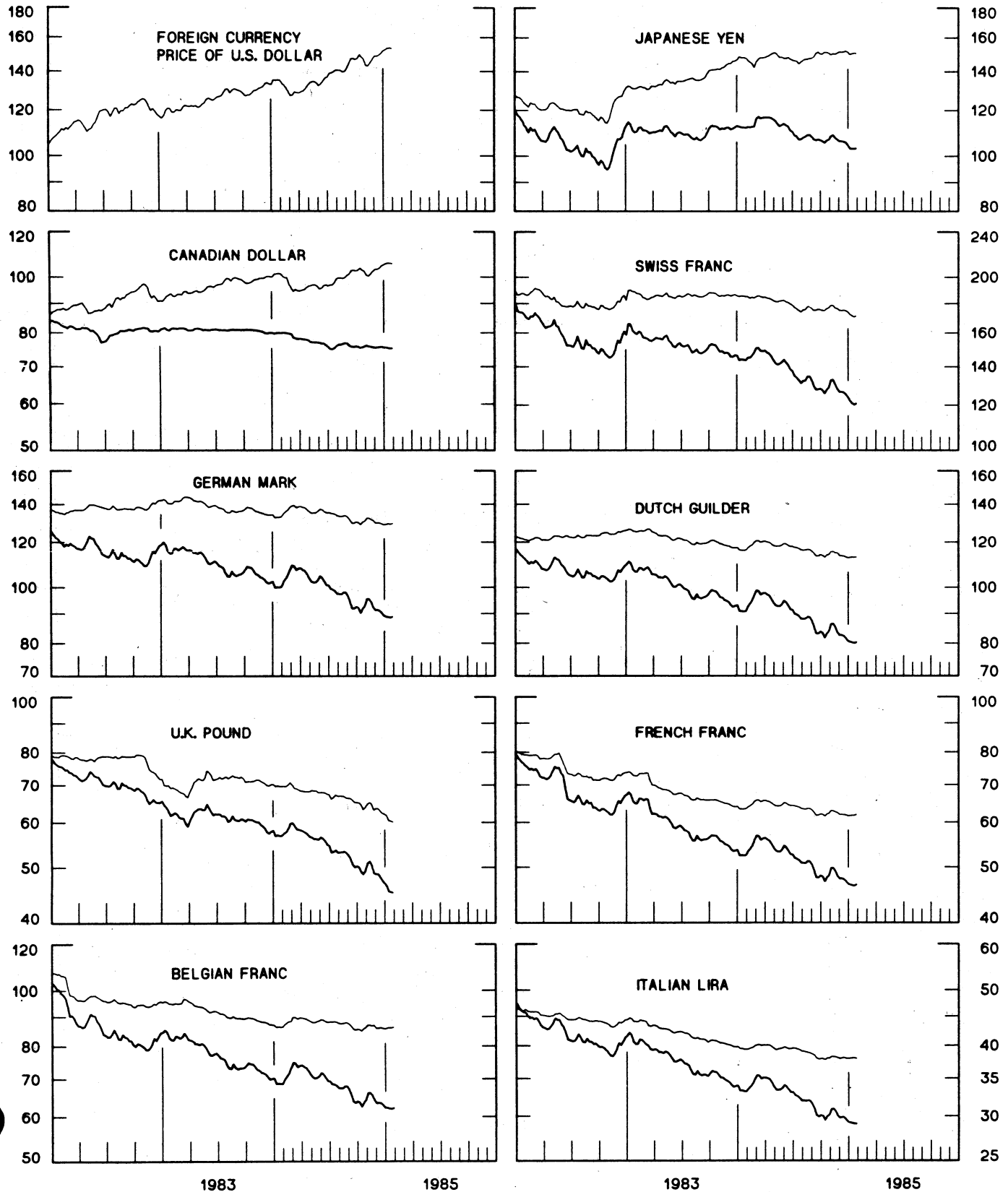
Weekly \$15.00 per year or \$.40 each in the United States, its possessions, Canada, and Mexico; 10 or more of the same issue to one address, \$13.50 per year or \$.35 each. Elsewhere, \$20.00 per year or \$.50 each. Address requests to Publications Services, Division of Administrative Services, and make payment remittance payable to the order of the Board of Governors of the Federal Reserve System in a form collectible at par in U.S. Currency.

SPOT EXCHANGE INDICES

DOLLAR PRICES OF FOREIGN CURRENCIES AND WEIGHTED AVERAGE VALUES (THIN LINE)
AVERAGES FOR WEEK ENDING WEDNESDAY

RATIO SCALE
MARCH 1973=100

RATIO SCALE
MARCH 1973=100



1983

1985

1983

1985

CHART 2
3-MONTH FORWARD EXCHANGE RATES

PREMIUM (+) OR (-)
 AVERAGES FOR WEEK ENDING WEDNESDAY

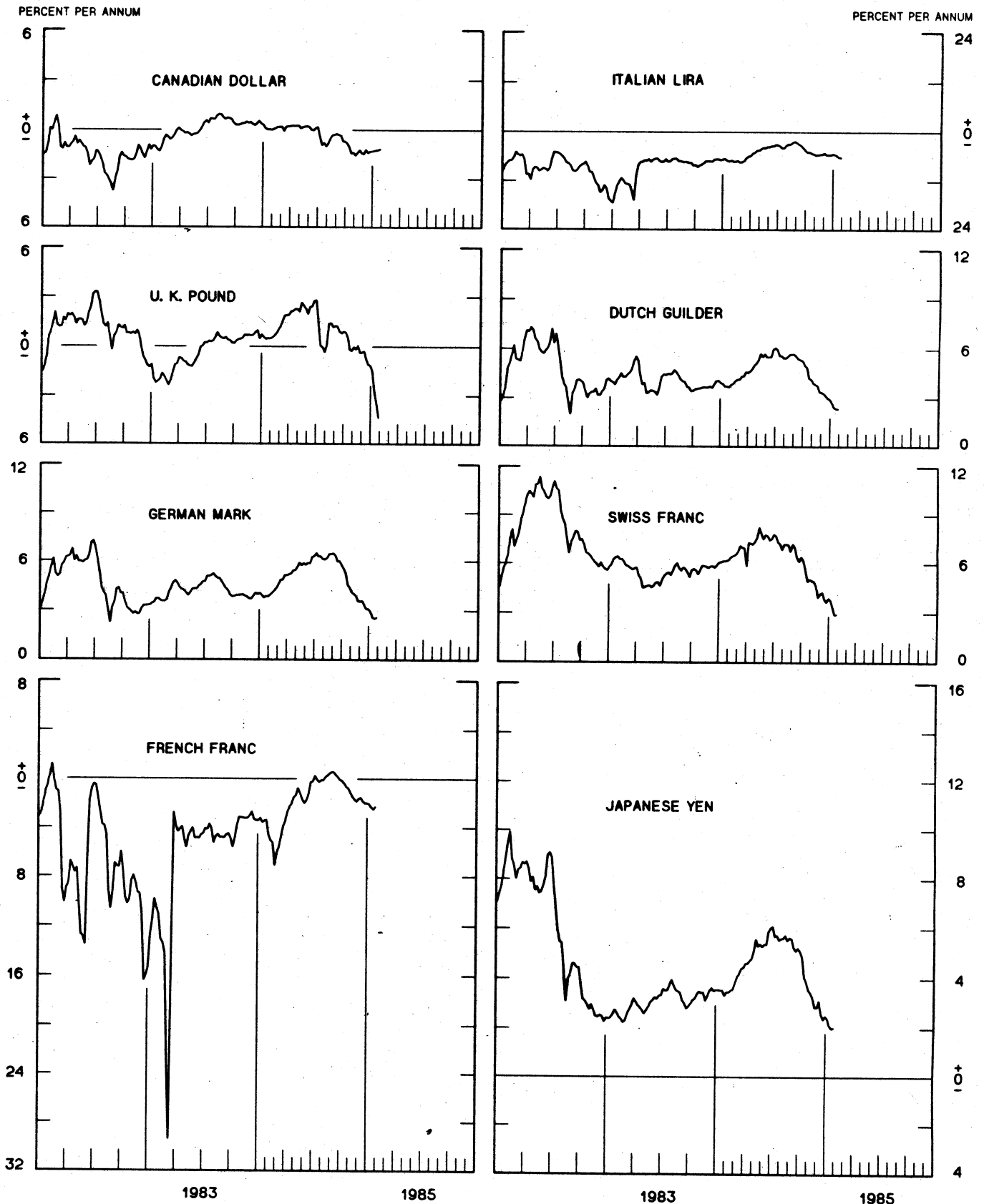


CHART 3
PRICE OF GOLD IN LONDON
AVERAGES FOR WEEK ENDING WEDNESDAY

U.S. DOLLARS PER FINE OUNCE

U.S. DOLLARS PER FINE OUNCE

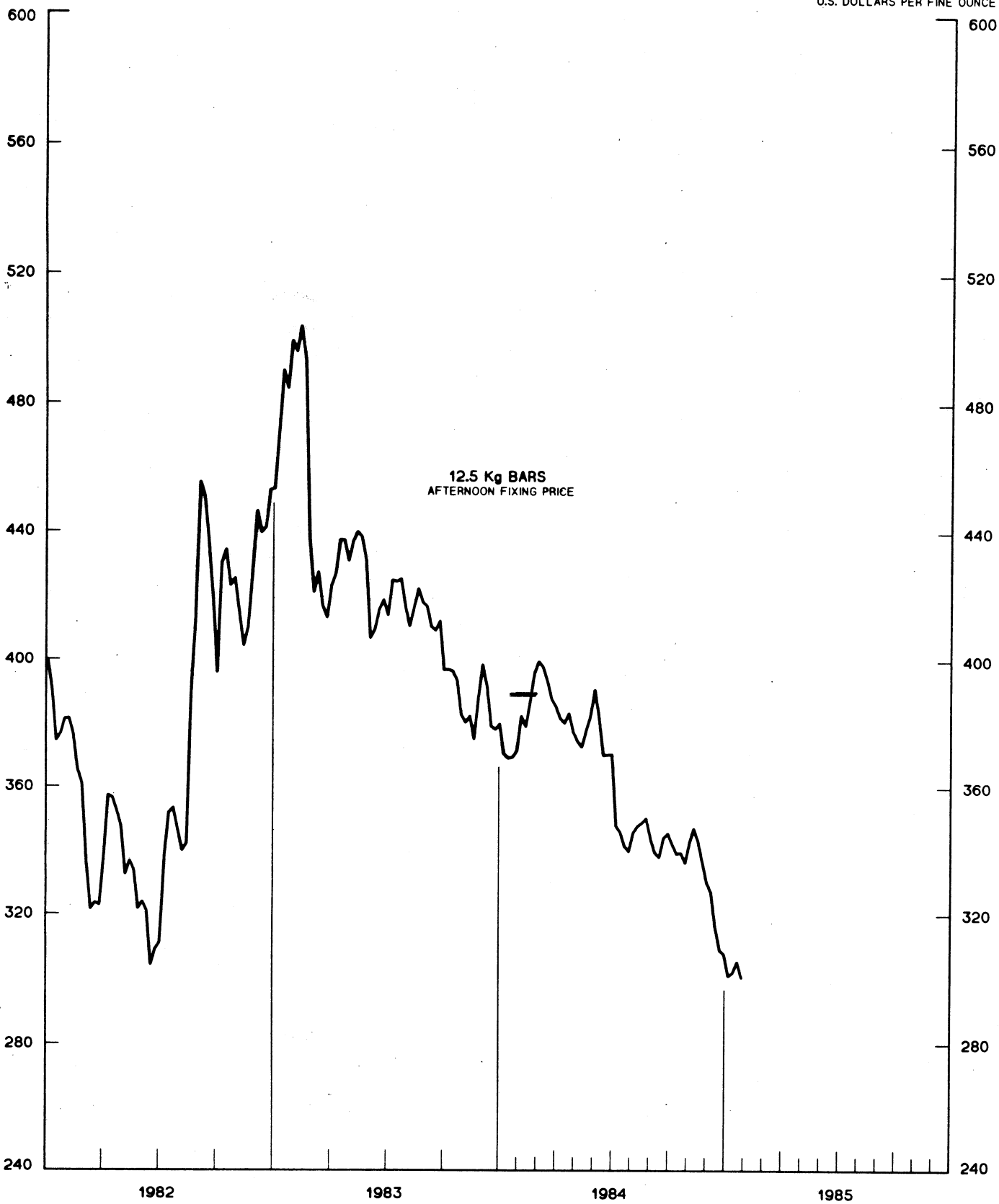


CHART 4
CALL MONEY RATES
 WEEKLY SERIES

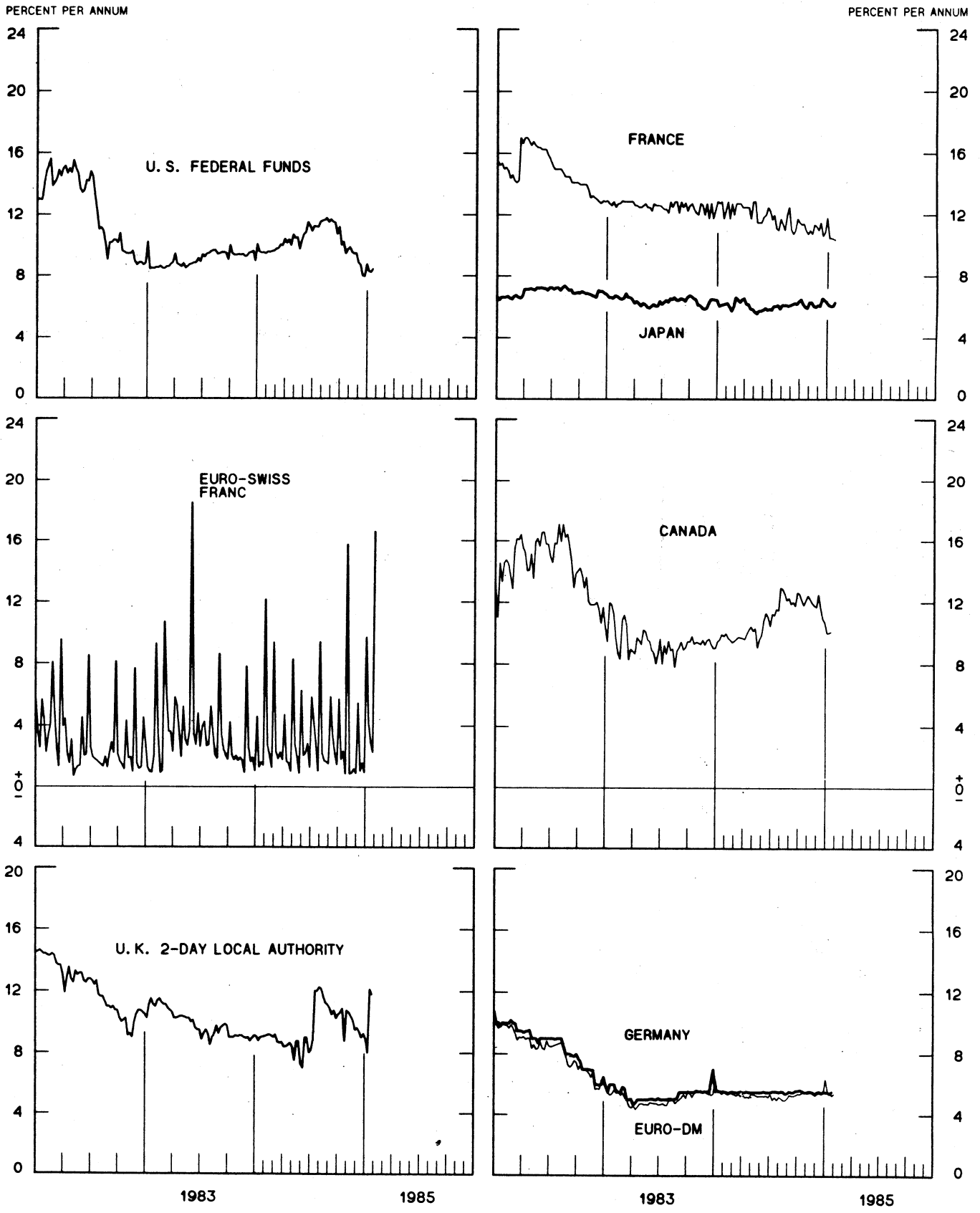
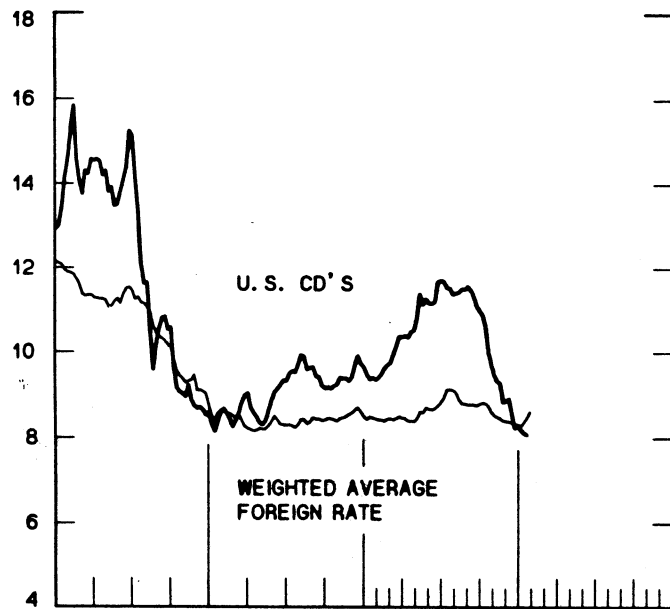


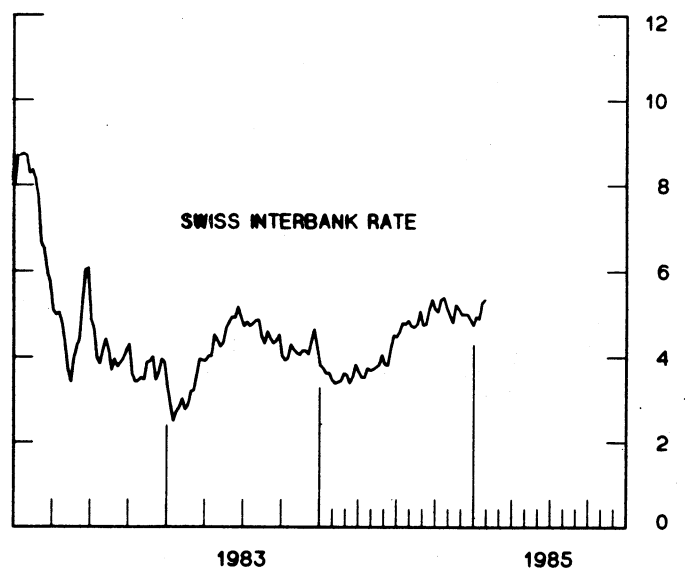
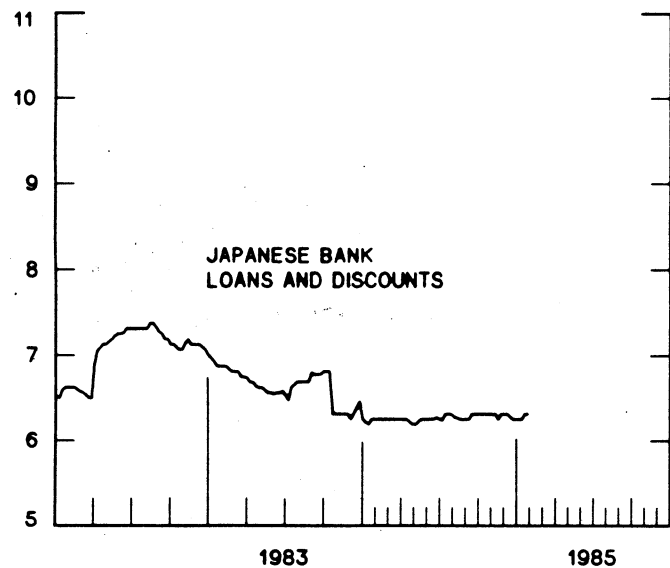
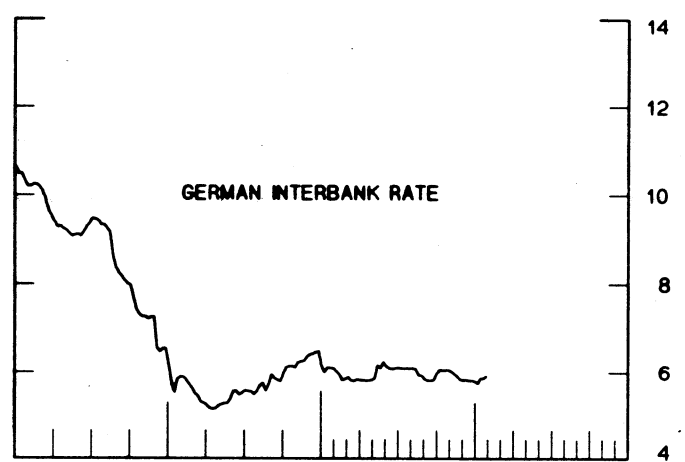
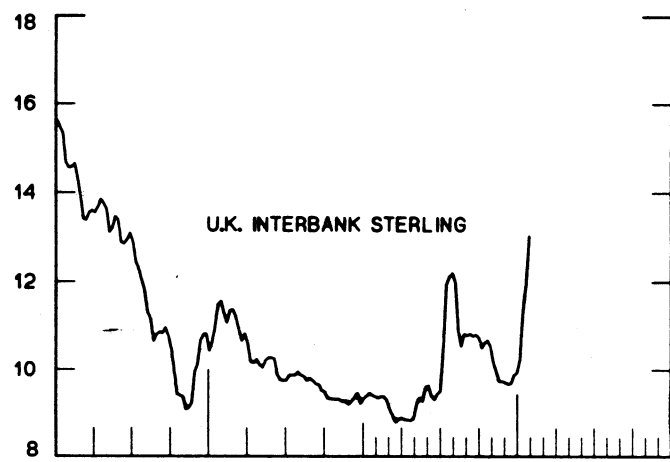
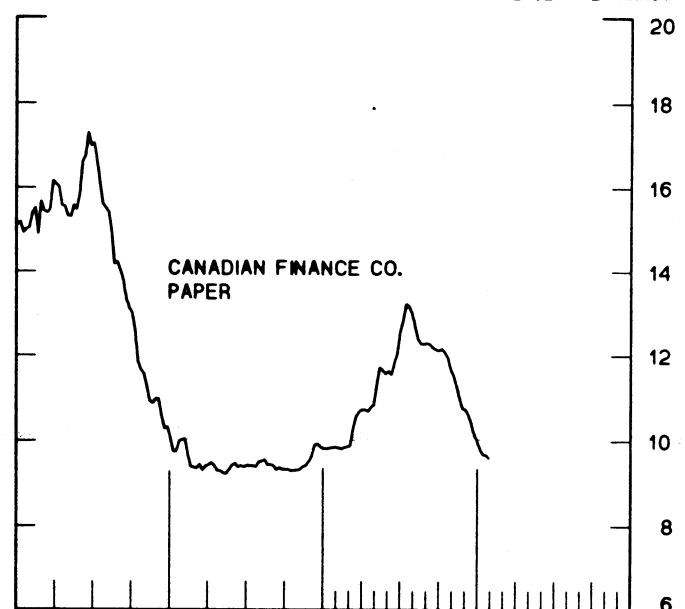
CHART 5
3-MONTH INTEREST RATES

WEEKLY SERIES

PERCENT PER ANNUM



PERCENT PER ANNUM



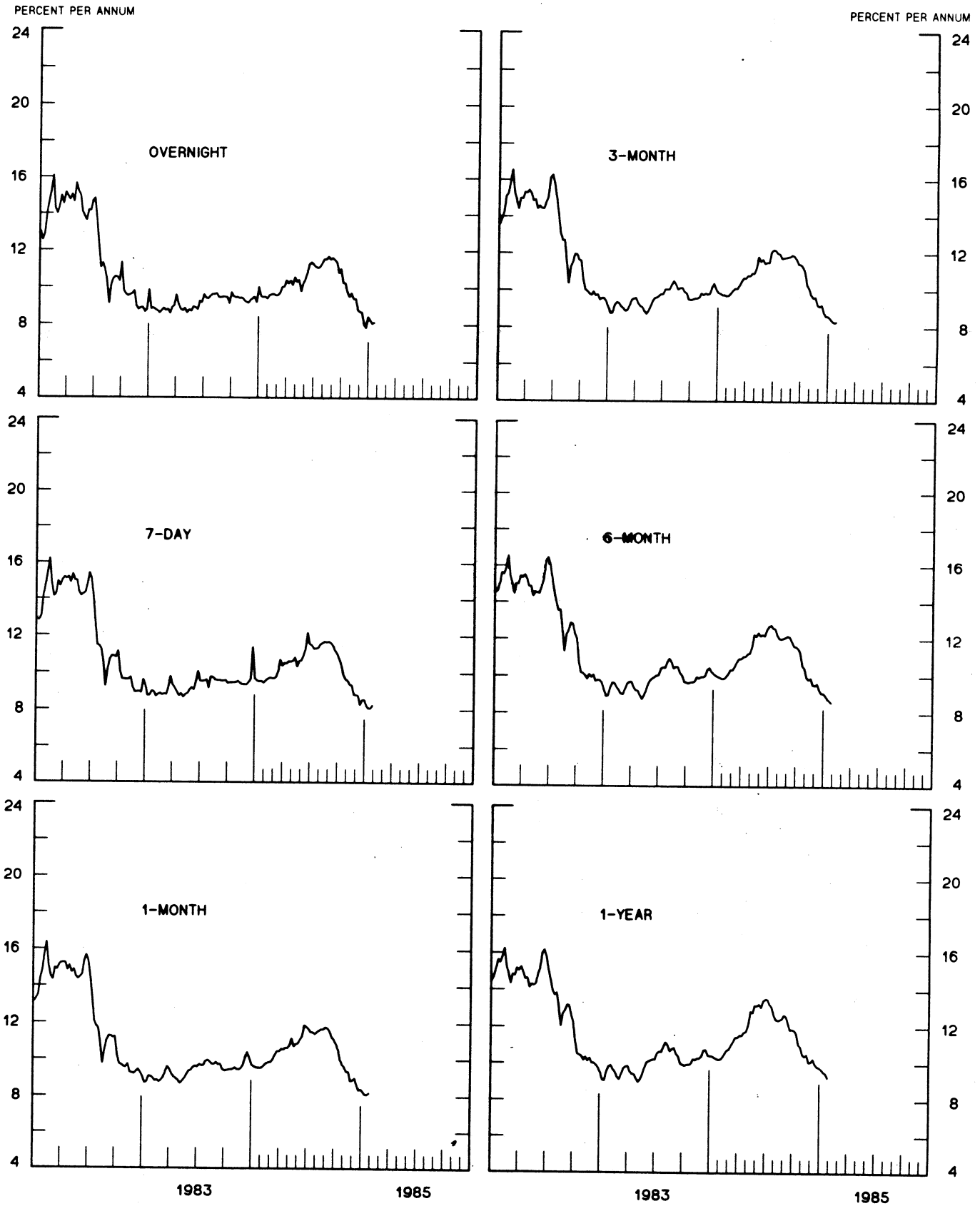
1983

1985

1983

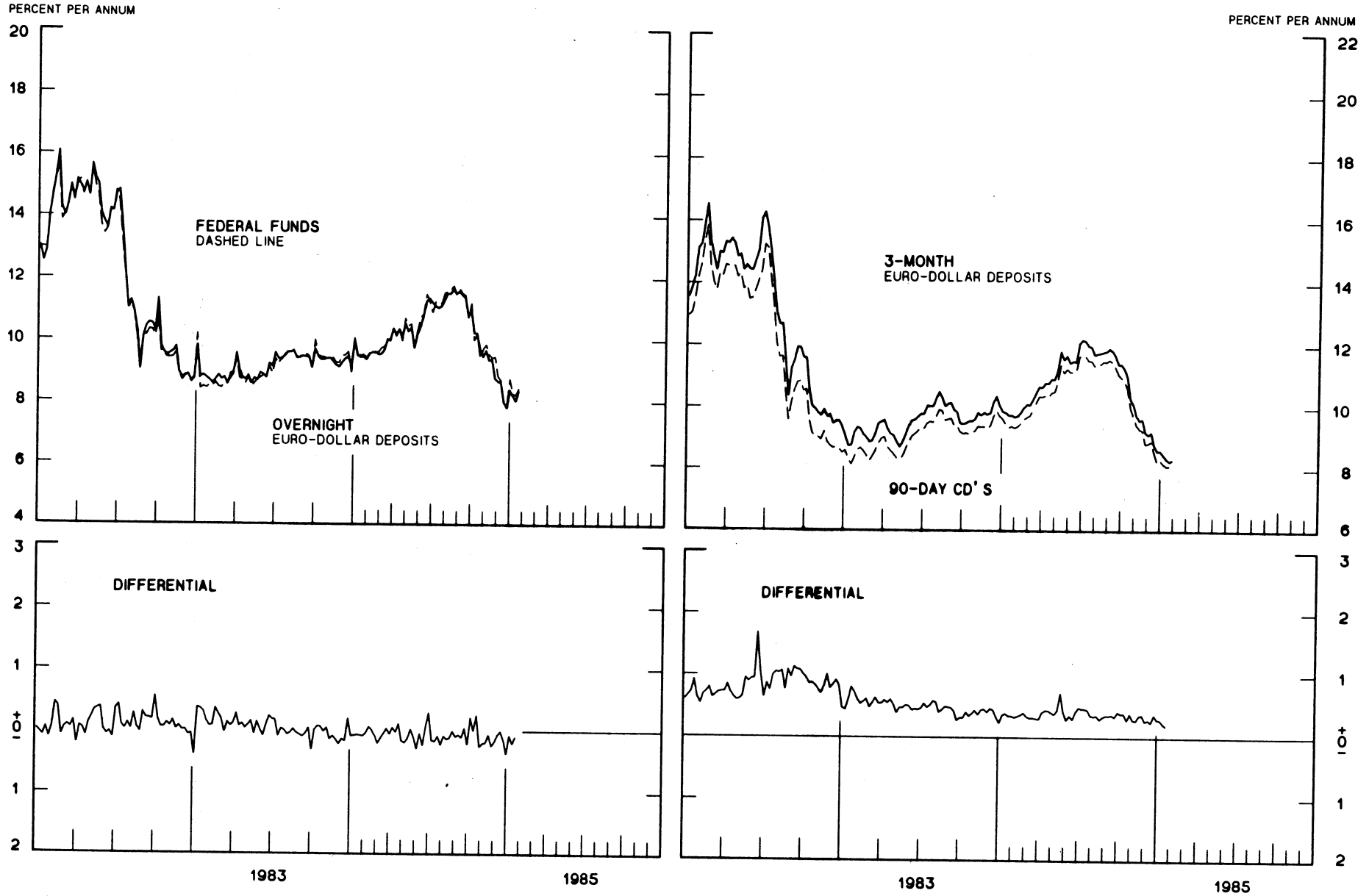
1985

CHART 6
EURO-DOLLAR DEPOSIT RATES LONDON
 AVERAGES FOR WEEK ENDING WEDNESDAY



SELECTED EURO-DOLLAR AND U. S. MONEY MARKET RATES

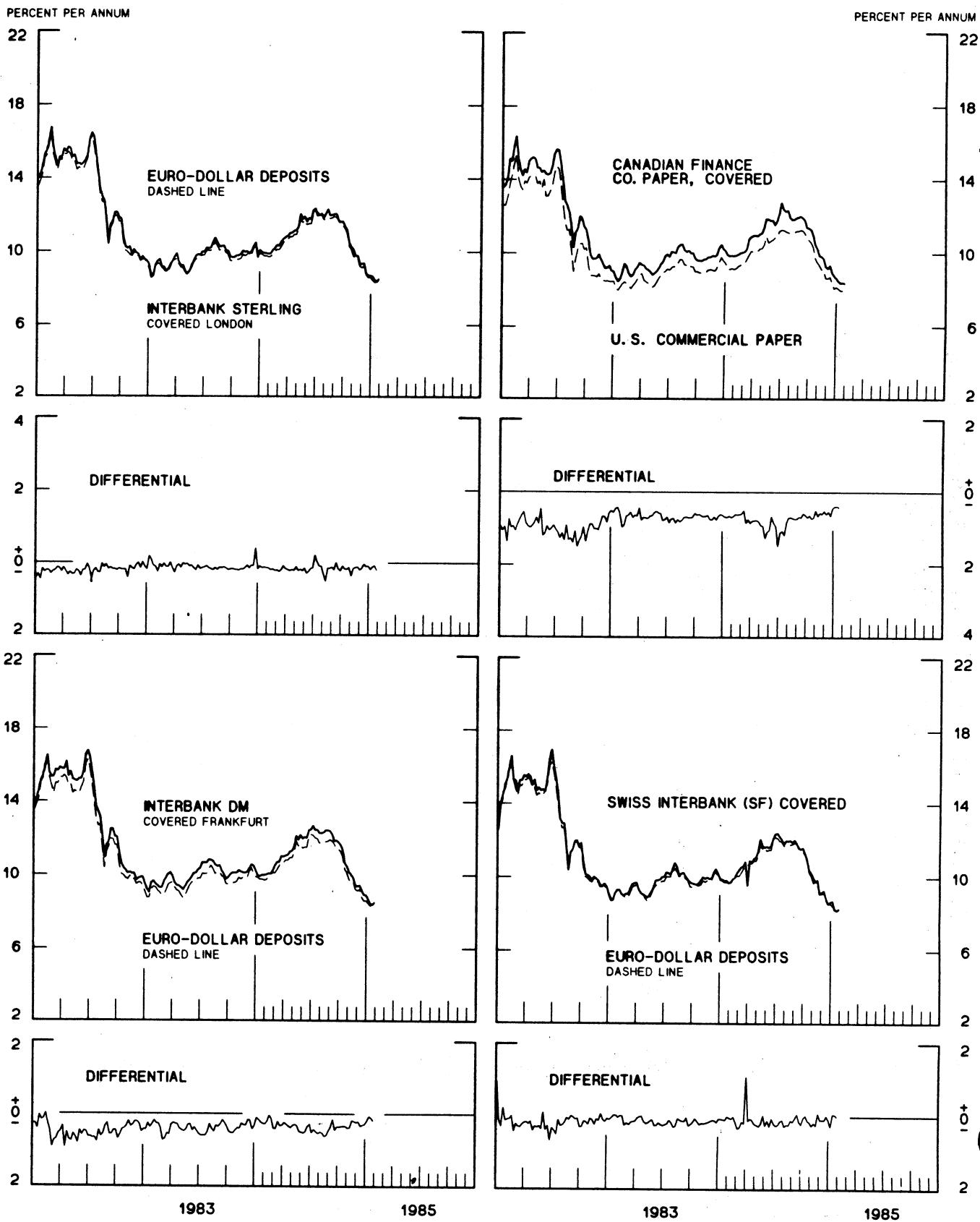
DIFFERENTIAL: PLUS(+), FAVORS BORROWING IN U. S.
 AVERAGES FOR WEEK ENDING WEDNESDAY



1 PERCENT ON DIFFERENTIAL SCALE = 2 PERCENT ON RATE SCALE

INTEREST ARBITRAGE: 3-MONTH FUNDS

DIFFERENTIAL: PLUS(+), INDICATES FAVOR DOLLAR ASSETS
 AVERAGES FOR WEEK ENDING WEDNESDAY



1 PERCENT ON DIFFERENTIAL SCALE = 2 PERCENT ON RATE SCALE

CHART 9
LONG-TERM GOVERNMENT BOND YIELDS
 WEEKLY SERIES

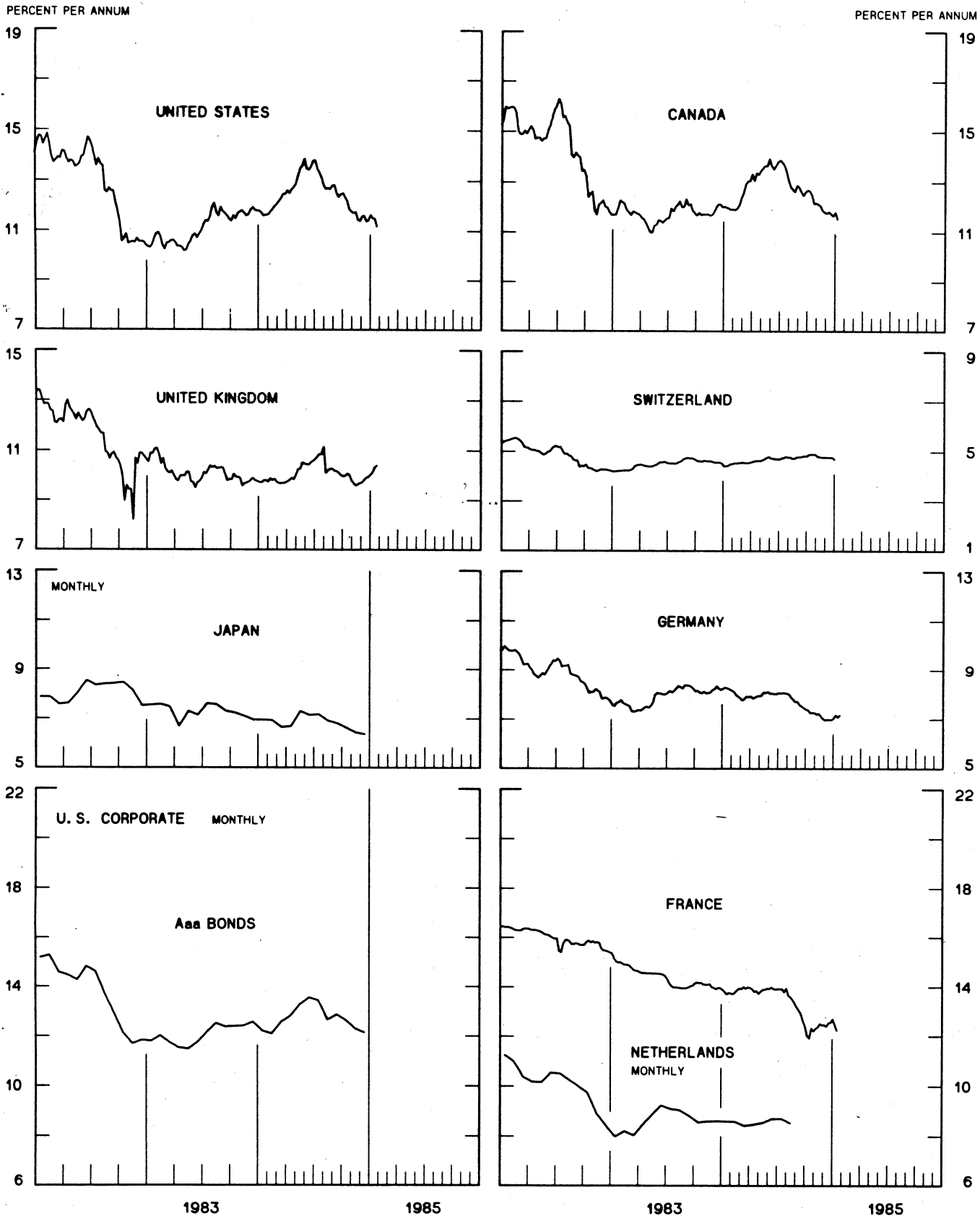
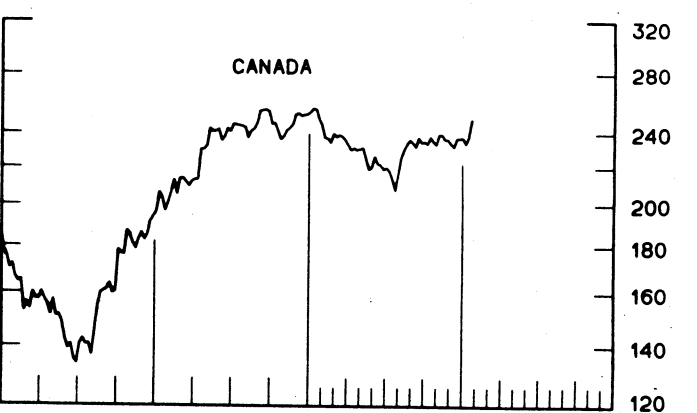
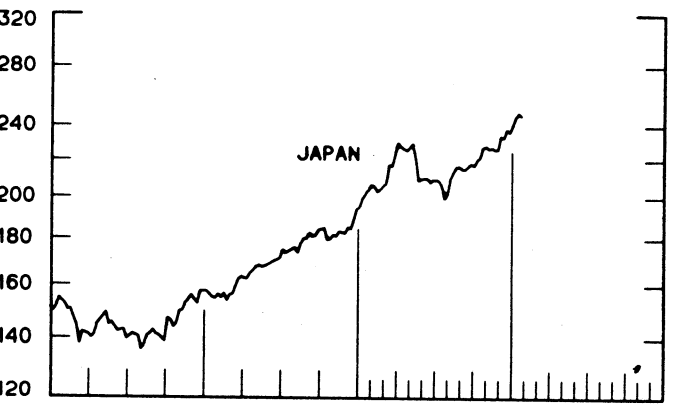
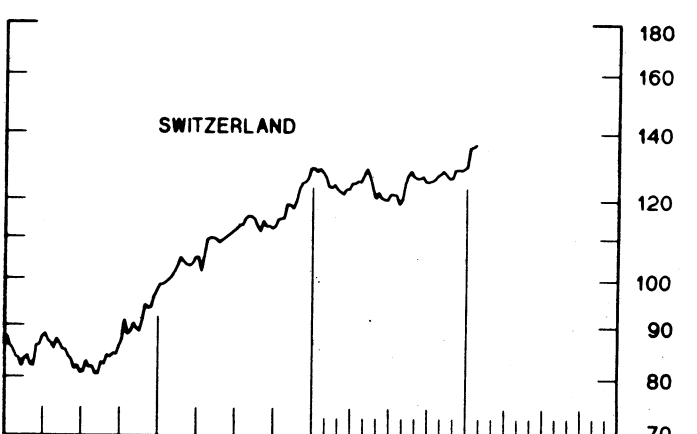
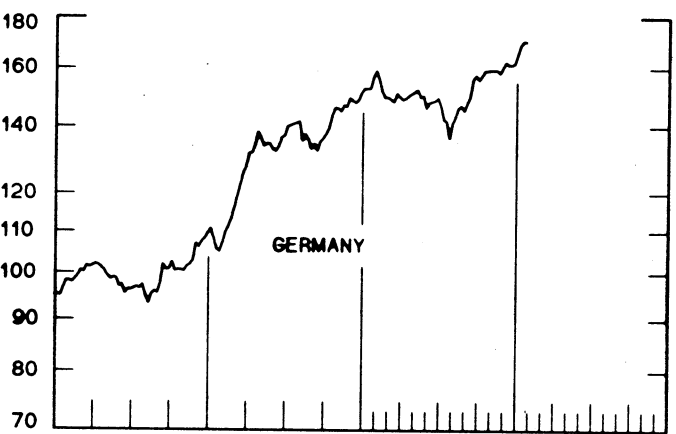
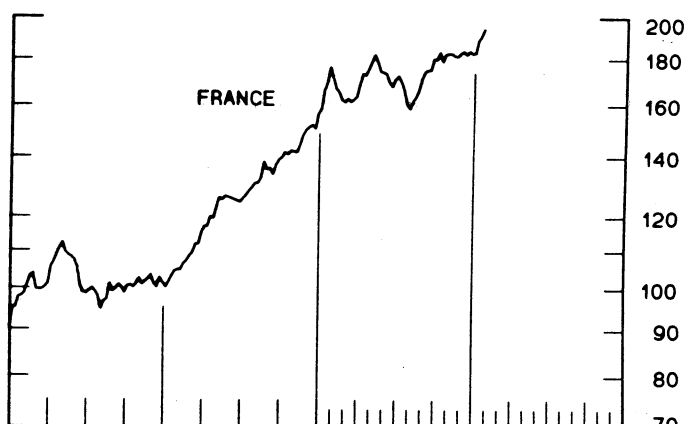
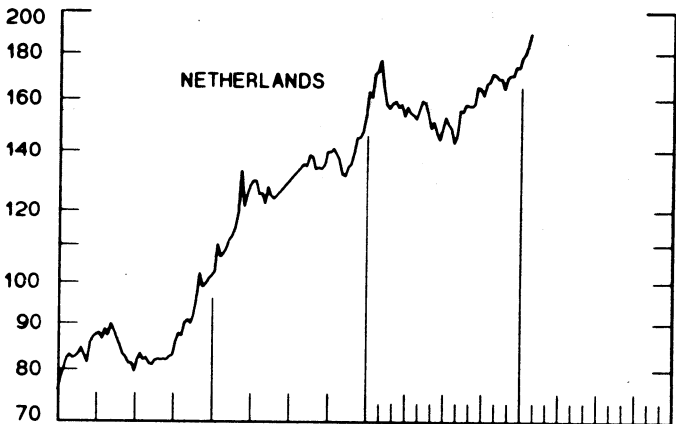
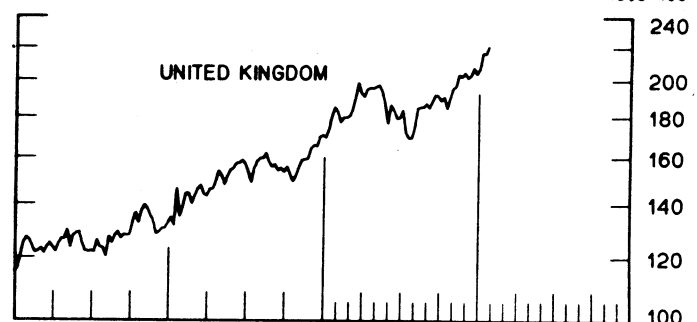
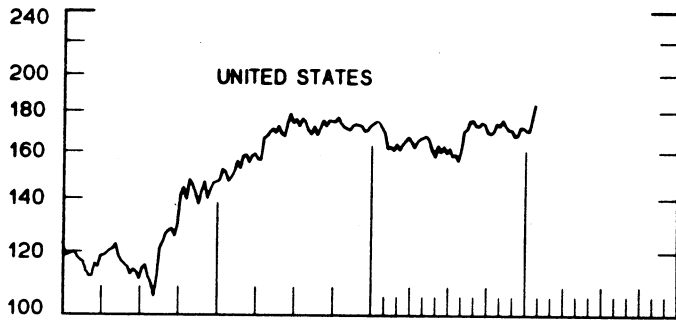


CHART 10
INDUSTRIAL STOCK INDICES
 WEEKLY SERIES

RATIO SCALE
 1969=100

RATIO SCALE
 1969=100



1983

1985

1983

1985

SERIES NAME

LAST VALUE PLOTTED
DATE VALUE

CHART 1. SPOT EXCHANGE RATES AND INDICES

WEEKLY AVERAGES, NOON BUYING RATES (U.S. CENTS)

GERMAN MARK	JAN. 30	31.57
JAPANESE YEN	JAN. 30	0.39349
DUTCH GUILDER	JAN. 30	27.92
U.K. POUND	JAN. 30	111.58
CANADIAN DOLLAR	JAN. 30	75.43
FRENCH FRANC	JAN. 30	10.33
SWISS FRANC	JAN. 30	37.52
BELGIAN FRANC	JAN. 30	1.57859
ITALIAN LIRA	JAN. 30	0.05122
SWEDISH KRONA	JAN. 30	11.05

INDICES, MARCH 1973 BASE RATES = 100

GERMAN MARK	JAN. 30	88.81
JAPANESE YEN	JAN. 30	103.03
DUTCH GUILDER	JAN. 30	80.15
U.K. POUND	JAN. 30	45.13
CANADIAN DOLLAR	JAN. 30	75.18
FRENCH FRANC	JAN. 30	46.53
SWISS FRANC	JAN. 30	120.71
BELGIAN FRANC	JAN. 30	62.20
ITALIAN LIRA	JAN. 30	29.10

WEIGHTED AVERAGE EXCHANGE VALUE INDICES, MAR 1973 = 100
(G-10 COUNTRIES PLUS SWITZERLAND)

U.S. DOLLAR	JAN. 30	152.96
GERMAN MARK	JAN. 30	129.46
JAPANESE YEN	JAN. 30	150.38
DUTCH GUILDER	JAN. 30	112.88
U.K. POUND	JAN. 30	60.11
CANADIAN DOLLAR	JAN. 30	105.44
FRENCH FRANC	JAN. 30	61.88
SWISS FRANC	JAN. 30	171.22
BELGIAN FRANC	JAN. 30	86.27
ITALIAN LIRA	JAN. 30	37.95
SWEDISH KRONA	JAN. 30	67.49

CHART 2. 3-MONTH FORWARD EXCHANGE RATES, PREMIUM OR DISCOUNT

CANADIAN DOLLAR	JAN. 30	-1.19
U.K. POUND	JAN. 30	-4.36
GERMAN MARK	JAN. 30	2.55
FRENCH FRANC	JAN. 30	-2.26
SWISS FRANC	JAN. 30	2.92
DUTCH GUILDER	JAN. 30	2.33
JAPANESE YEN	JAN. 30	2.03
ITALIAN LIRA	JAN. 30	-6.31

LAST VALUE PLOTTED
DATE VALUE

SERIES NAME

CHART 3. GOLD PRICE IN LONDON, AFTERNOON FIXING

U.S. DOLLARS PER FINE OUNCE JAN. 30 300.72

CHART 4. CALL MONEY RATES

U.S. FEDERAL FUNDS	JAN. 23	8.45
OVERNIGHT EURO-DOLLAR DEPOSITS	JAN. 23	8.36
U.K.	JAN. 25	11.75
CANADA	JAN. 18	10.09
GERMANY	JAN. 25	5.55
EURO-DM	FEB. 1	5.41
JAPAN	JAN. 25	6.31
FRANCE	JAN. 25	10.38
NETHERLANDS	JAN. 1	10.30
EURO-SWISS FRANC	FEB. 1	16.60

CHART 5. 3-MONTH INTEREST RATES

U.S. 90-DAY CD'S, SECONDARY MARKET	JAN. 23	8.12
GERMAN INTERBANK LOAN	JAN. 30	5.91
JAPANESE BANK LOANS & DISCOUNTS	JAN. 30	6.31
CANADIAN FINANCE PAPER	JAN. 30	9.60
INTERBANK STERLING	JAN. 30	13.03
SWISS INTERBANK LOAN	JAN. 30	5.35
WEIGHTED AVERAGE FOREIGN INTEREST RATE (G-10 COUNTRIES PLUS SWITZERLAND)	JAN. 30	8.62

CHART 6. EURO-DOLLAR DEPOSIT RATES: LONDON

OVERNIGHT	JAN. 23	8.36
7-DAY	JAN. 30	8.25
1-MONTH	JAN. 30	8.19
3-MONTH	JAN. 30	8.31
6-MONTH	JAN. 30	8.60
1-YEAR	JAN. 30	9.25

CHART 7. SELECTED EURO-DOLLAR AND U.S. MONEY MARKET RATES

OVERNIGHT EURO-DOLLAR DEPOSITS	JAN. 23	8.36
U.S. FEDERAL FUNDS	JAN. 23	8.45
DIFFERENTIAL ADJ. FOR RESERVE REQUIREMENTS	JAN. 23	-0.09
3-MONTH EURO-DOLLAR DEPOSIT RATE	JAN. 30	8.31
U.S. 90-DAY CD'S, SECONDARY MARKET	JAN. 23	8.12
DIFFERENTIAL	JAN. 23	0.19

SERIES NAME

LAST VALUE PICTED
DATE VALUE

CHART 8. INTEREST ARBITRAGE, 3-MONTH FUNDS

EURO-DOLLAR DEPCSIT	JAN. 30	8.31
INTERBANK STERLING (LONDON), COVERED	JAN. 30	8.52
DIFFERENTIAL	JAN. 30	-0.21
U.S. COMMERCIAL PAPER	JAN. 23	7.99
CANADIAN FINANCE PAPER, COVERED	JAN. 30	8.38
DIFFERENTIAL	JAN. 23	-0.43
EURO-DOLLAR DEPCSIT	JAN. 30	8.31
INTERBANK DM (FRANKFURT), COVERED	JAN. 30	8.50
DIFFERENTIAL	JAN. 30	-0.19
EURO-DOLLAR DEPCSIT	JAN. 30	8.31
SWISS INTERBANK, COVERED	JAN. 30	8.31
DIFFERENTIAL	JAN. 30	0.00

CHART 9. LONG TERM GOVERMENT BOND YIELDS

UNITED STATES	JAN. 25	11.16
GERMANY	JAN. 25	7.18
JAPAN (MONTHLY)	DEC.	6.36
SWITZERLAND	JAN. 4	4.68
CANADA	JAN. 11	11.52
FRANCE	JAN. 18	12.23
NETHERLANDS (MONTHLY)	AUG.	8.50
UNITED KINGDOM	JAN. 25	10.39

U.S. CORPORATE

AAA BONDS	DEC.	12.13
EURO-DOLLAR BONDS	NOV.	10.29

CHART 10. STOCK INDICES

UNITED STATES	JAN. 23	183.57
UNITED KINGDOM	JAN. 23	220.67
CANADA	JAN. 23	248.59
GERMANY	JAN. 23	170.17
SWITZERLAND	JAN. 23	136.39
NETHERLANDS	JAN. 23	189.41
FRANCE	JAN. 23	194.41
JAPAN	JAN. 23	246.39



FEDERAL RESERVE statistical release

H.10 (512)

FEBRUARY 1, 1985

FOREIGN EXCHANGE RATES

FOR THE WEEK ENDING FEBRUARY 1, 1985

The Board of Governors of the Federal Reserve System is advised that the Federal Reserve Bank of New York has certified for customs purposes the following noon buying rates in New York City for cable transfers payable in foreign currencies:

COUNTRY	MONETARY UNIT	(CURRENCY UNITS PER DOLLAR)				
		JAN. 28	JAN. 29	JAN. 30	JAN. 31	FEB. 1
*AUSTRALIA	DOLLAR	81.62	81.60	81.62	81.38	80.82
AUSTRIA	SCHILLING	22.242	22.310	22.268	22.217	22.315
BELGIUM	FRANC	63.320	63.530	63.420	63.340	63.670
BEAZIL	CRUZEIRO	3511.00	3511.00	3511.00	3511.00	3585.00
CANADA	DOLLAR	1.3260	1.3268	1.3271	1.3272	1.3279
CHINA, P. R.	YUAN	2.8167	2.8167	2.8167	2.8167	2.8167
DENMARK	KRONE	11.3000	11.3400	11.3150	11.2925	11.3300
FINLAND	MARKKA	6.6470	6.6620	6.6345	6.6300	6.6525
FRANCE	FRANC	9.6820	9.7075	9.6830	9.6750	9.7100
GERMANY	D. MARK	3.1670	3.1765	3.1695	3.1630	3.1800
GREECE	DRACHMA	129.500	129.550	129.650	129.400	129.700
HONG KONG	DOLLAR	7.7975	7.7965	7.8000	7.7980	7.8050
INDIA	RUPEE	12.6500	12.6500	12.7100	12.6700	12.6800
*IRELAND	POUND	98.20	98.00	98.10	98.30	97.80
ISRAEL	SHEKEL	NA	NA	NA	NA	NA
ITALY	LIRA	1952.00	1957.00	1952.75	1950.00	1959.00
JAPAN	YEN	254.18	254.35	254.50	254.80	256.75
MALAYSIA	RINGGIT	2.4845	2.4845	2.4910	2.4925	2.4950
MEXICO	PESO	230.0000	229.7500	228.8000	231.0000	232.0000
NETHERLANDS	GUILDER	3.5800	3.5915	3.5865	3.5800	3.5935
*NEW ZEALAND	DOLLAR	46.850	46.900	46.990	47.000	46.920
NORWAY	KRONE	9.1700	9.1850	9.1750	9.1600	9.1900
PHILIPPINES	PESO	NA	NA	NA	NA	NA
PORTUGAL	ESCUDO	173.300	173.100	173.650	173.000	173.750
SINGAPORE	DOLLAR	2.2050	2.2050	2.2085	2.2090	2.2140
*SOUTH AFRICA	RAND	46.85	48.75	50.50	50.50	50.40
SOUTH KOREA	WON	832.40	832.90	832.70	832.70	833.30
SPAIN	PESETA	175.250	175.400	175.780	175.030	175.500
SRI LANKA	RUPEE	26.503	26.503	26.503	26.503	26.553
SWEDEN	KRONA	9.0525	9.0630	9.0525	9.0400	9.0600
SWITZERLAND	FRANC	2.6625	2.6670	2.6760	2.6750	2.7045
TAIWAN	DOLLAR	39.170	39.150	39.130	39.130	NA
THAILAND	BAHT	27.370	27.370	27.400	27.400	27.430
*UNITED KINGDOM	POUND	111.10	111.38	112.60	113.05	112.40
VENEZUELA	BOLIVAR	NA	NA	NA	NA	NA
MEMO:						
*UNITED STATES	DOLLAR	153.02	153.27	152.91	152.72	153.47

#INDEX OF WEIGHTED AVERAGE EXCHANGE VALUE OF U.S. DOLLAR AGAINST CURRENCIES OF OTHER G-11 COUNTRIES. MARCH 1973 = 100. WEIGHTS ARE 1972-76 GLOBAL TRADE OF EACH OF THE 10 COUNTRIES. SERIES REVISED AS OF AUGUST 1978. FOR DESCRIPTION AND BACK DATA, SEE "INDEX OF THE WEIGHTED-AVERAGE EXCHANGE VALUE OF THE U.S. DOLLAR: REVISION" ON PAGE 700 OF THE AUGUST 1978 FEDERAL RESERVE BULLETIN.

*VALUE IS U.S. CENTS