

S-440

DATA FILE
LIBRARY
FEDERAL RESERVE BANK
OF CHICAGO

LIBRARY
JAN 18 1985
FEDERAL RESERVE
BANK OF CHICAGO

Selected Interest & Exchange Rates

Weekly Series of Charts

January 14, 1985

Prepared by the
**FINANCIAL MARKETS
SECTION**

**DIVISION OF
INTERNATIONAL FINANCE**

**BOARD OF GOVERNORS
FEDERAL RESERVE SYSTEM
Washington, D.C. 20551**

Table of Contents

TABLES

1. LATEST FIGURES PLOTTED
2. DAILY CERTIFIED SPOT EXCHANGE RATES--
H.10 RELEASE

CHARTS

1. SPOT EXCHANGE RATE INDICES
2. 3-MONTH FORWARD EXCHANGE RATES
3. GOLD PRICE--LONDON
4. CALL MONEY RATES
5. 3-MONTH INTEREST RATES
6. EURO-DOLLAR DEPOSIT RATES
7. SELECTED EURO-DOLLAR AND
U.S. MONEY MARKET RATES
8. INTEREST ARBITRAGE: 3-MONTH FUNDS
9. LONG-TERM GOVERNMENT BOND YIELDS
10. INDUSTRIAL STOCK INDICES

SUBSCRIPTION RATES:

Weekly \$15.00 per year or \$.40 each in the United States, its possessions, Canada, and Mexico; 10 or more of the same issue to one address, \$13.50 per year or \$.35 each. Elsewhere, \$20.00 per year or \$.50 each. Address requests to Publications Services, Division of Administrative Services, and make payment remittance payable to the order of the Board of Governors of the Federal Reserve System in a form collectible at par in U.S. Currency.

SPOT EXCHANGE INDICES

DOLLAR PRICES OF FOREIGN CURRENCIES AND WEIGHTED AVERAGE VALUES (THIN LINE)
AVERAGES FOR WEEK ENDING WEDNESDAY

RATIO SCALE
MARCH 1973=100

RATIO SCALE
MARCH 1973=100

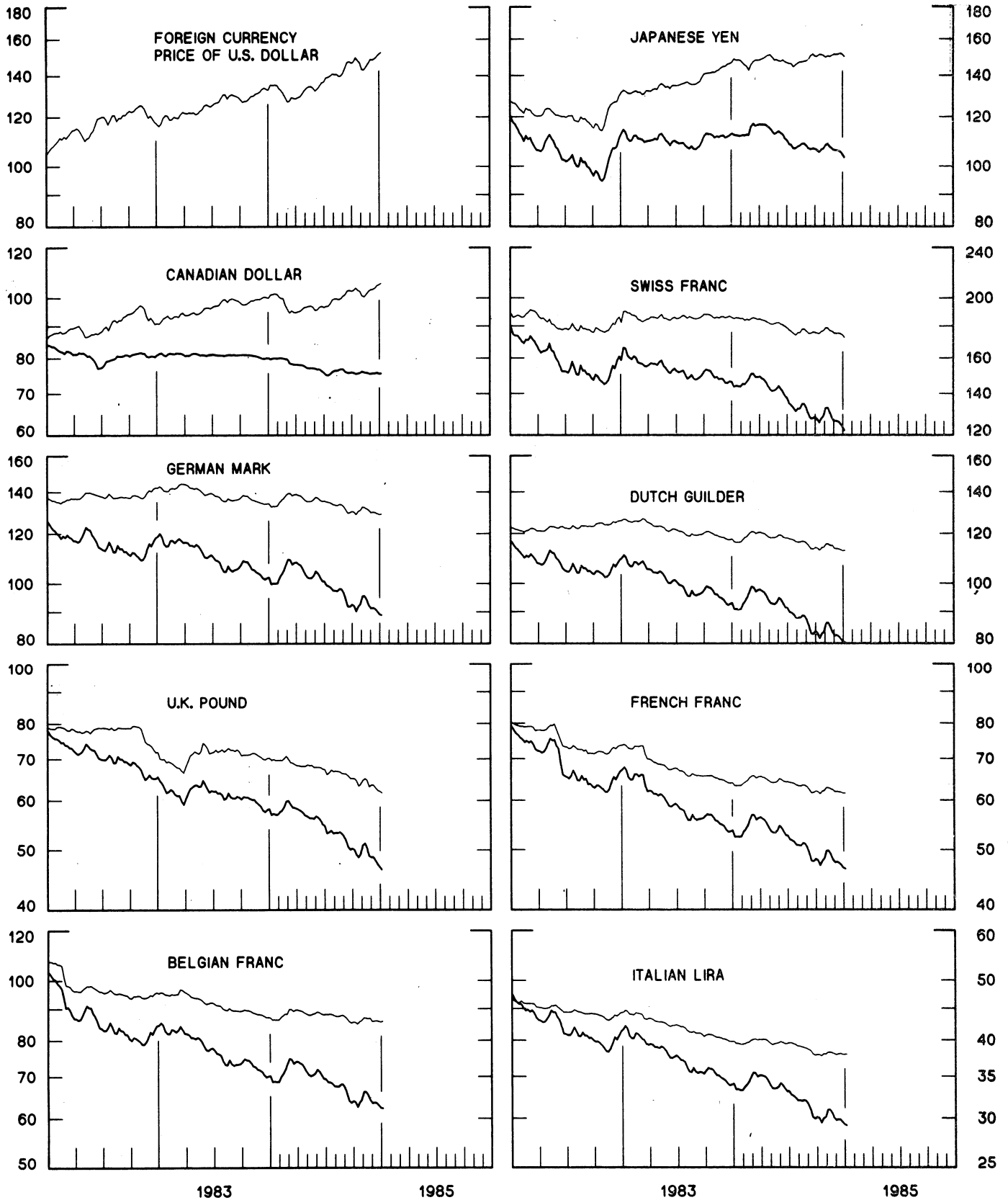


CHART 2
3-MONTH FORWARD EXCHANGE RATES

PREMIUM (+) OR (-)
 AVERAGES FOR WEEK ENDING WEDNESDAY

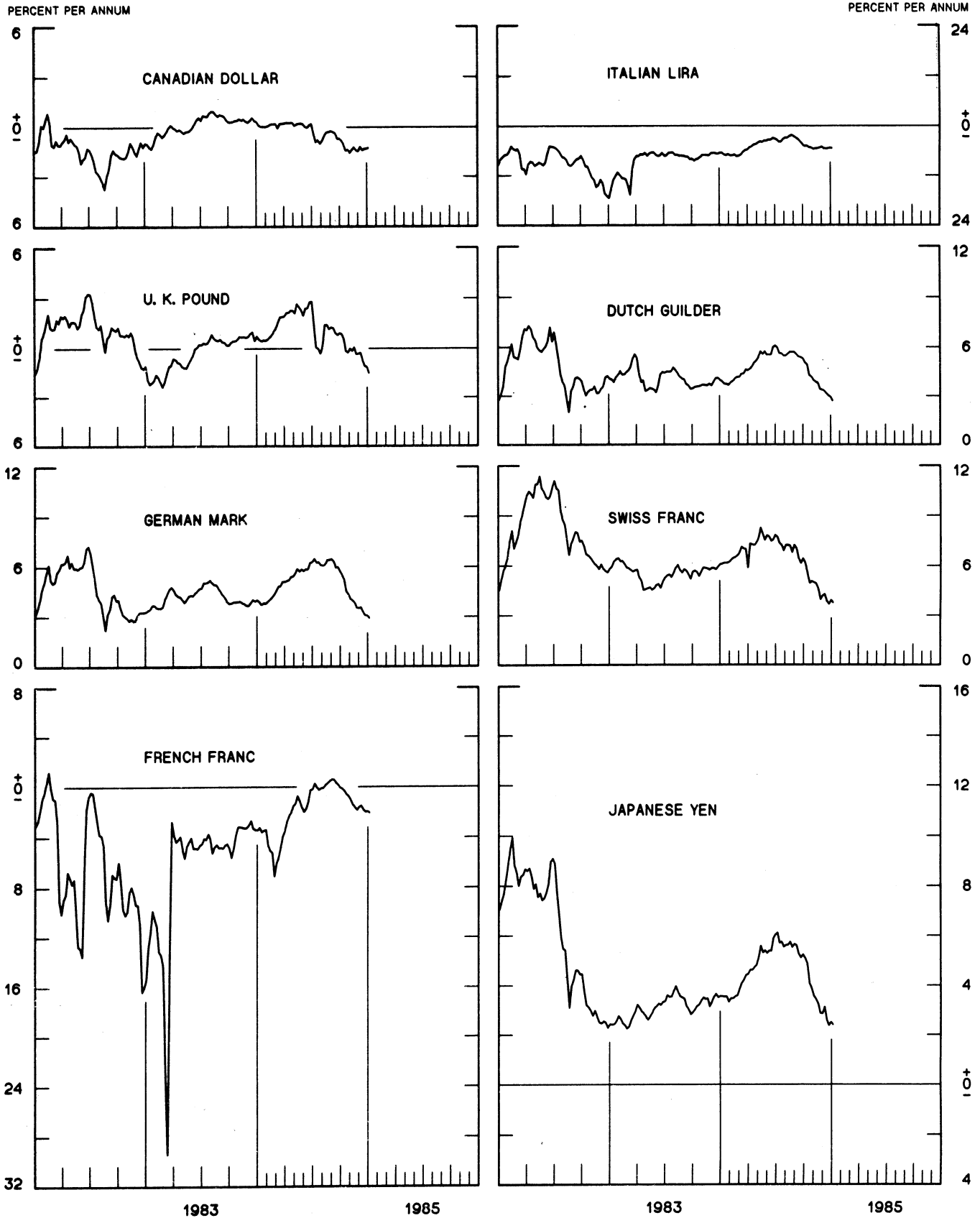
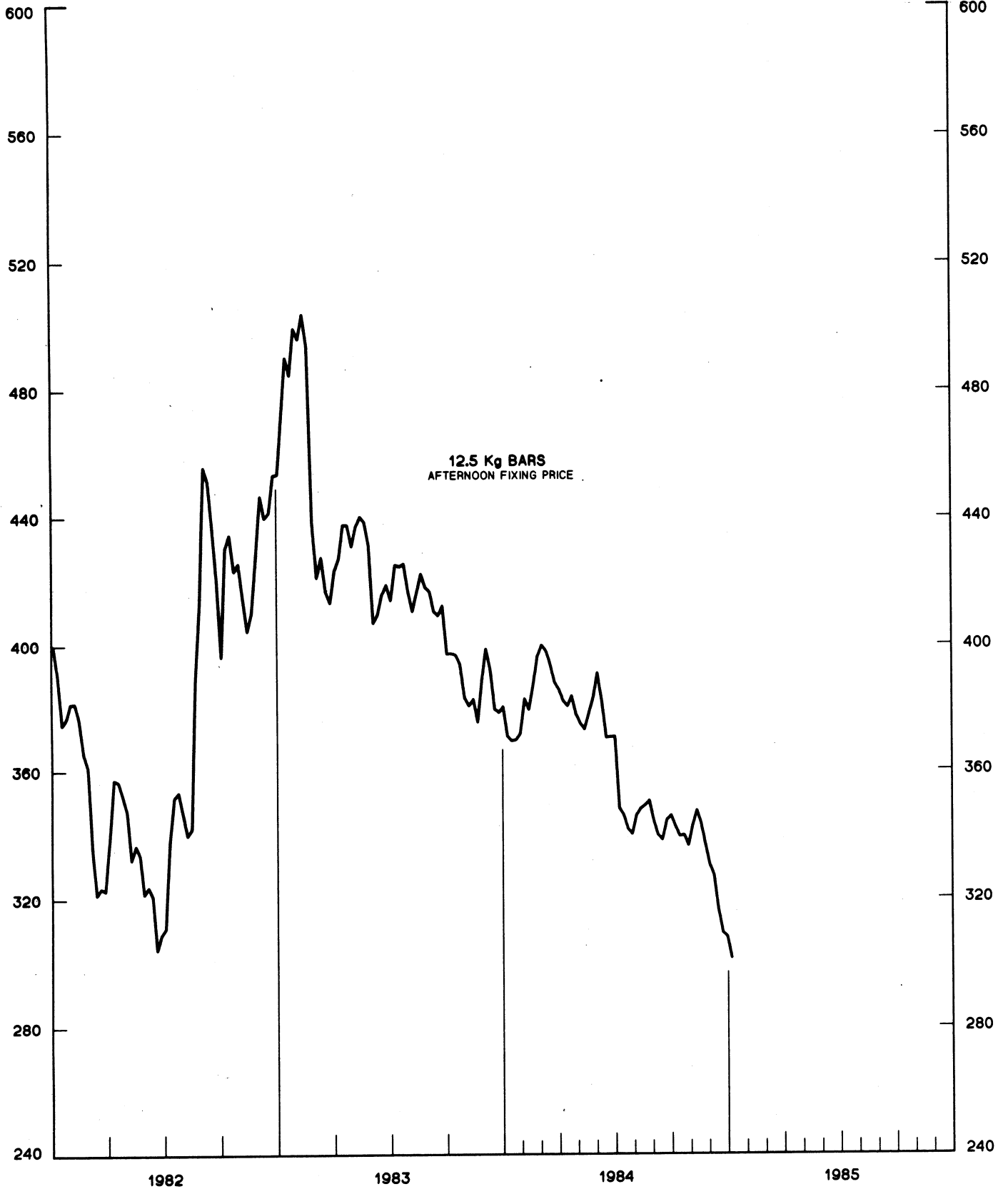


CHART 3
PRICE OF GOLD IN LONDON
AVERAGES FOR WEEK ENDING WEDNESDAY

U.S. DOLLARS PER FINE OUNCE

U.S. DOLLARS PER FINE OUNCE



12.5 Kg BARS
AFTERNOON FIXING PRICE

CHART 4
CALL MONEY RATES
 WEEKLY SERIES

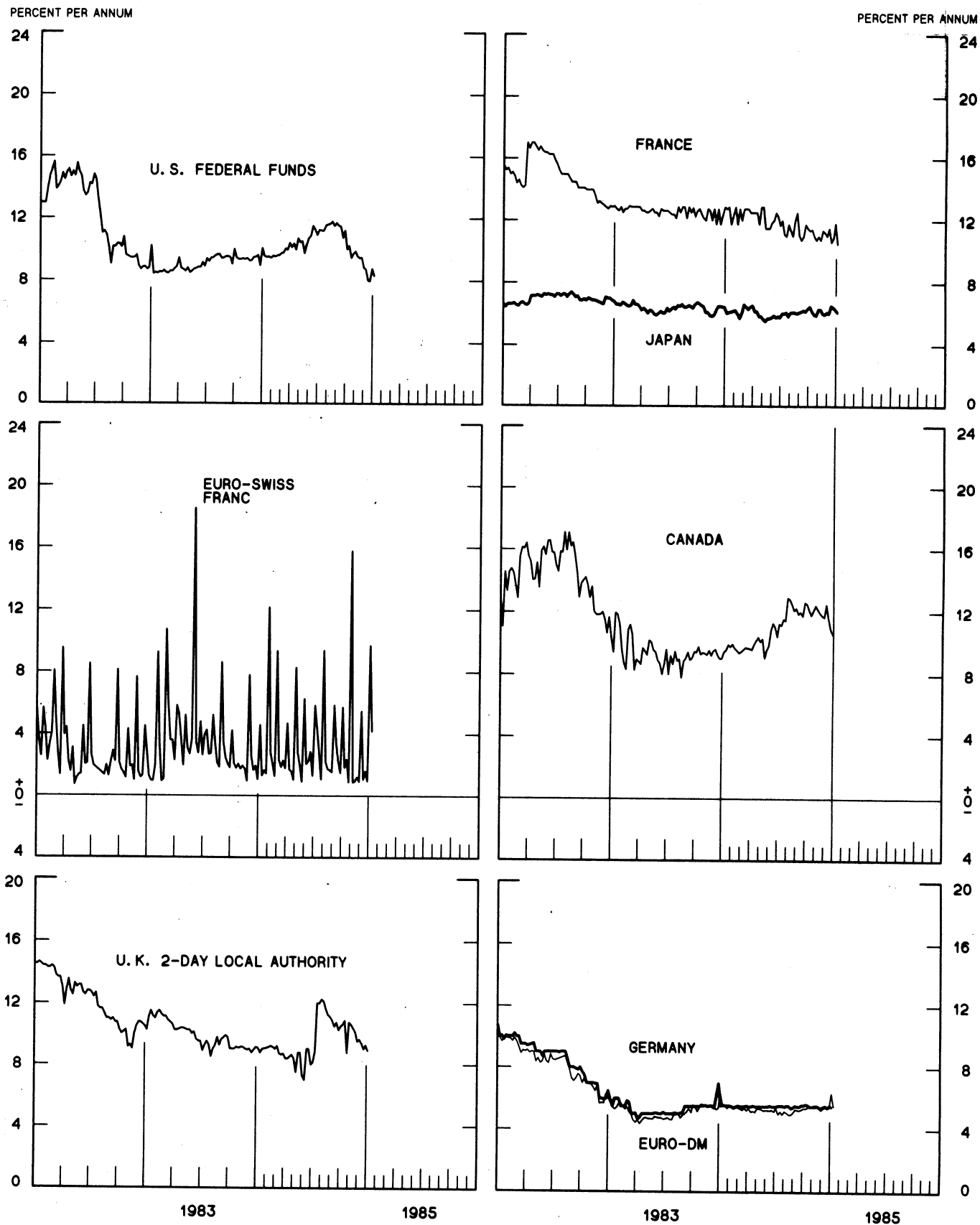
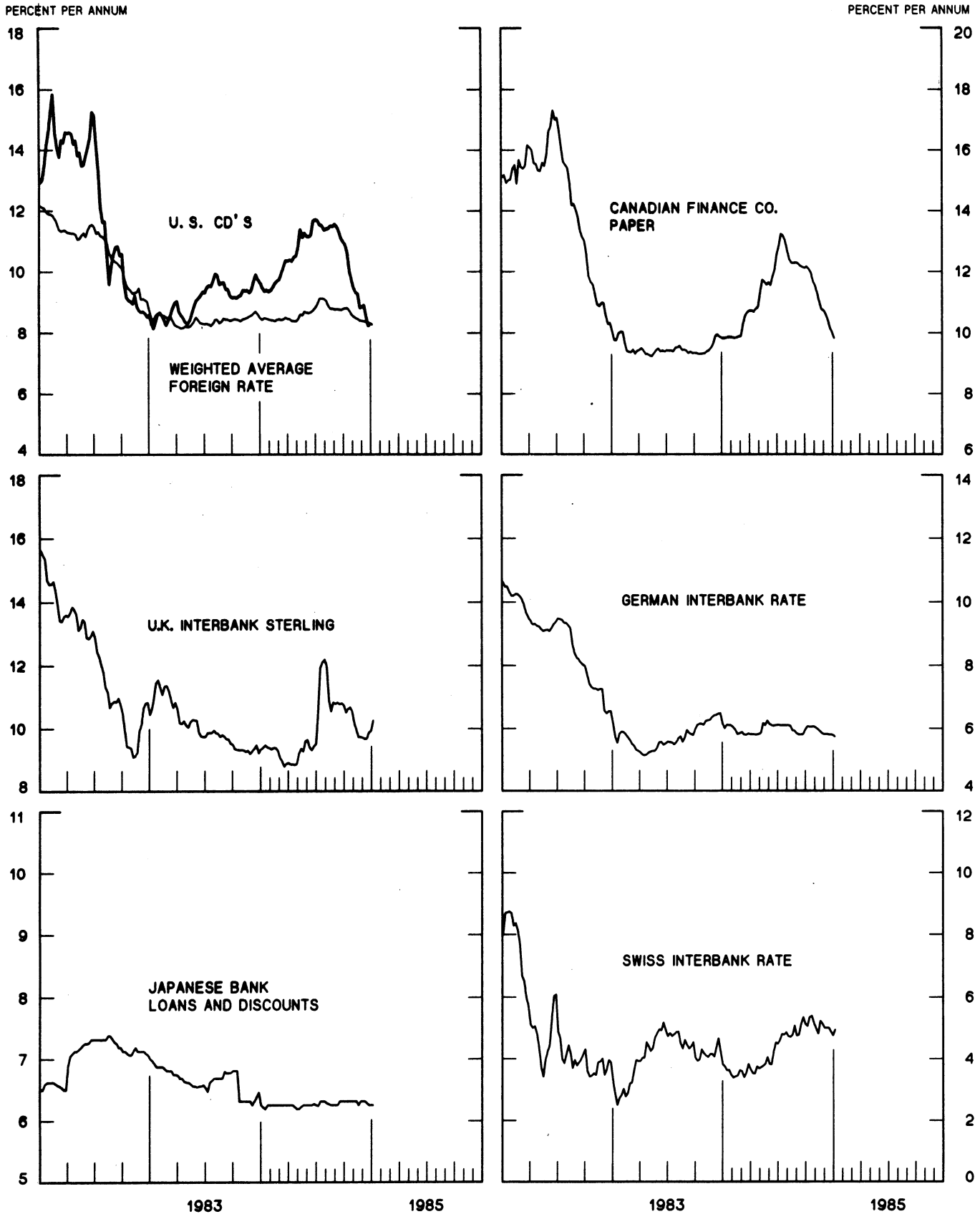


CHART 5
3-MONTH INTEREST RATES
 WEEKLY SERIES



EURO-DOLLAR DEPOSIT RATES LONDON

AVERAGES FOR WEEK ENDING WEDNESDAY

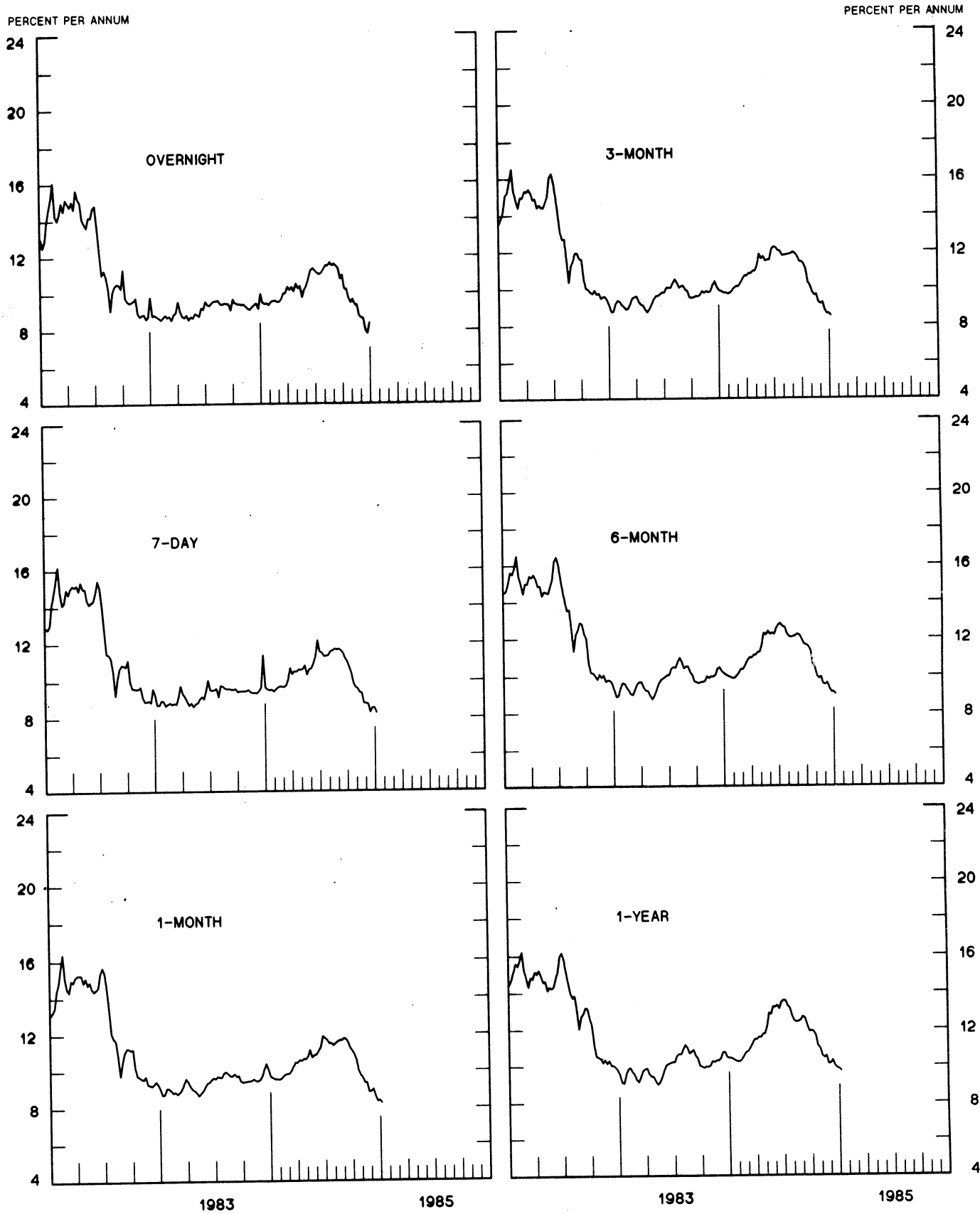
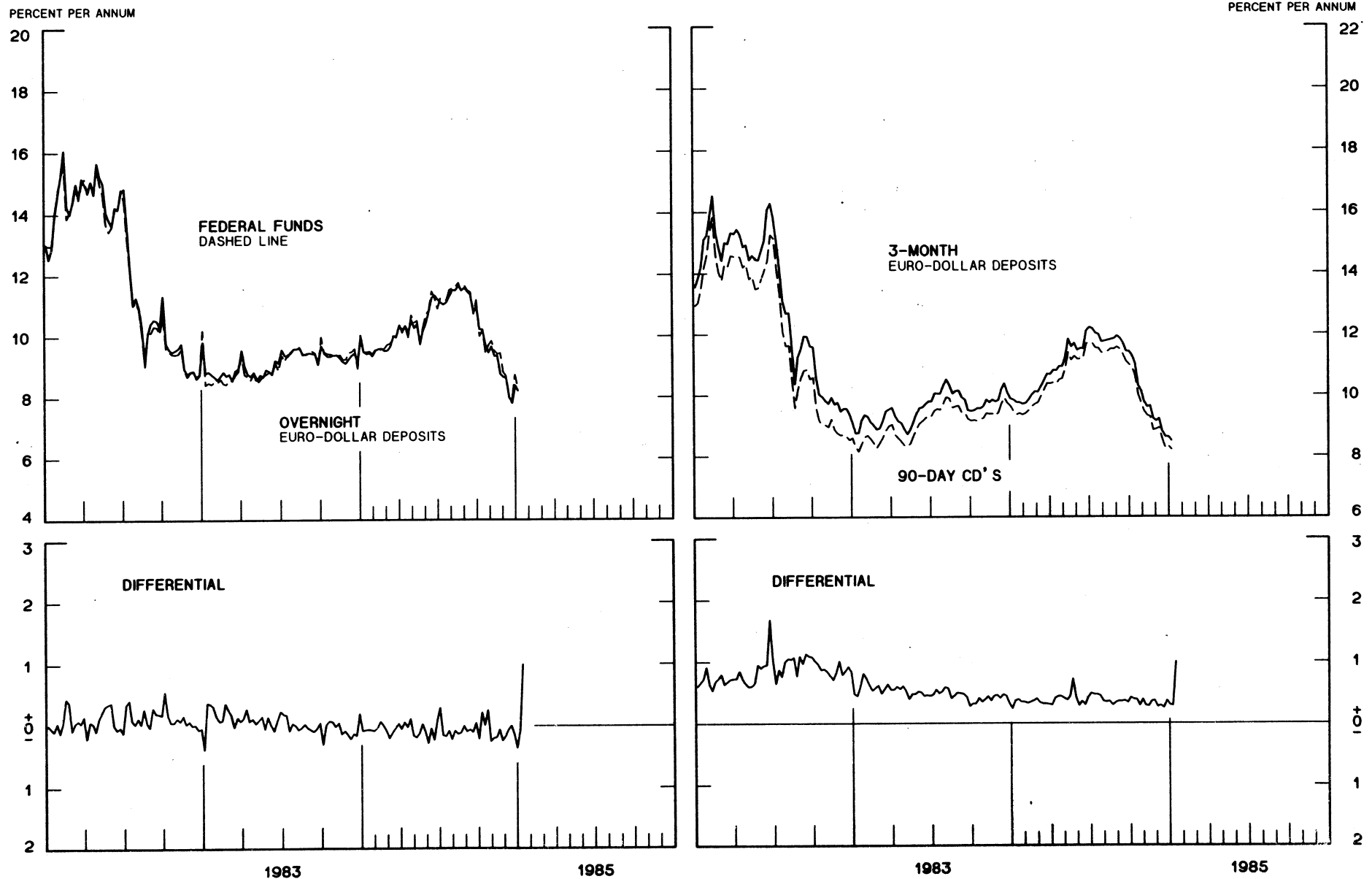


CHART 7
SELECTED EURO-DOLLAR AND U. S. MONEY MARKET RATES

DIFFERENTIAL: PLUS(+), FAVORS BORROWING IN U. S.
 AVERAGES FOR WEEK ENDING WEDNESDAY

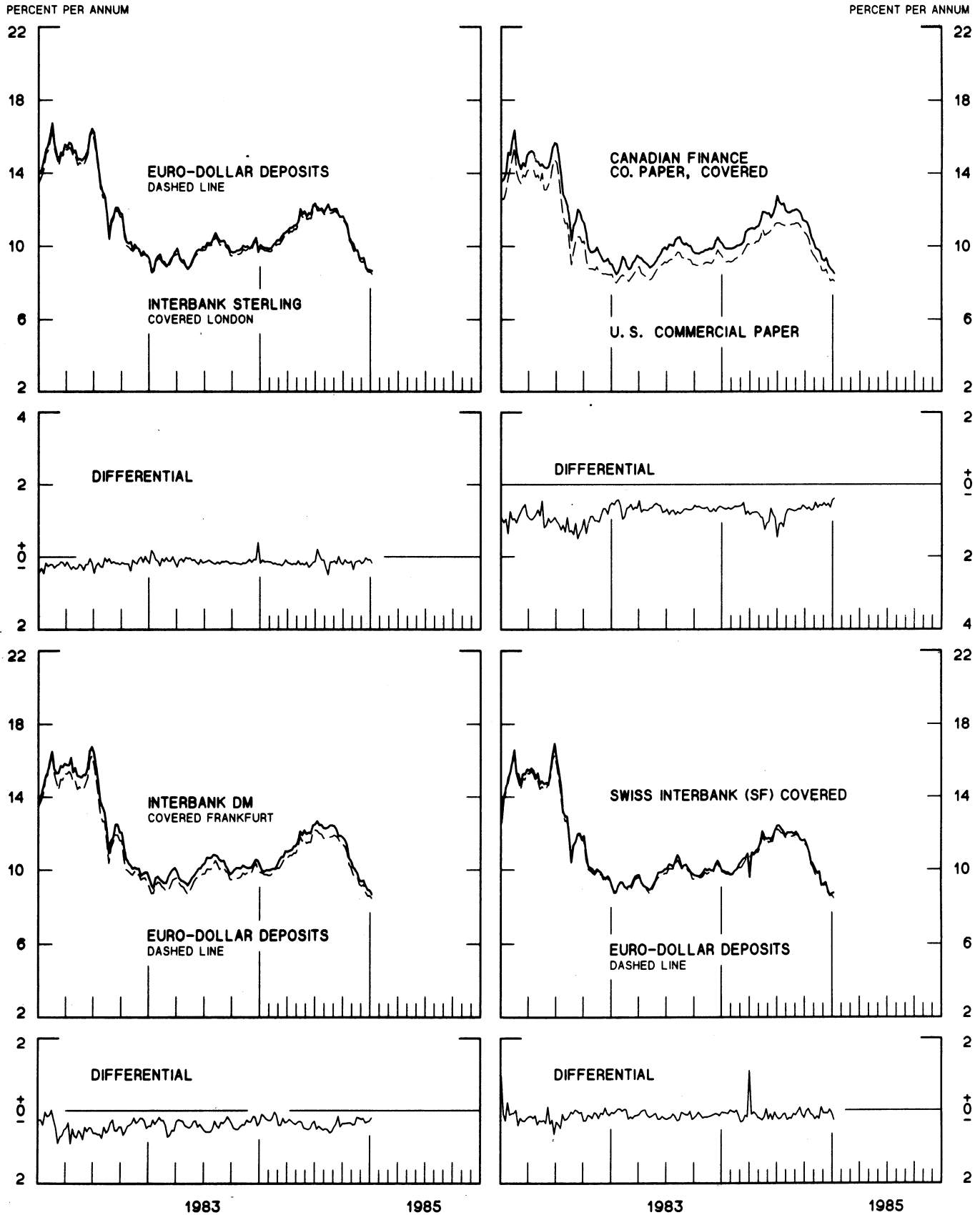


1 PERCENT ON DIFFERENTIAL SCALE = 2 PERCENT ON RATE SCALE

CHART 8

INTEREST ARBITRAGE: 3-MONTH FUNDS

DIFFERENTIAL: PLUS(+), INDICATES FAVOR DOLLAR ASSETS
AVERAGES FOR WEEK ENDING WEDNESDAY



1 PERCENT ON DIFFERENTIAL SCALE = 2 PERCENT ON RATE SCALE

CHART 9
LONG-TERM GOVERNMENT BOND YIELDS
 WEEKLY SERIES

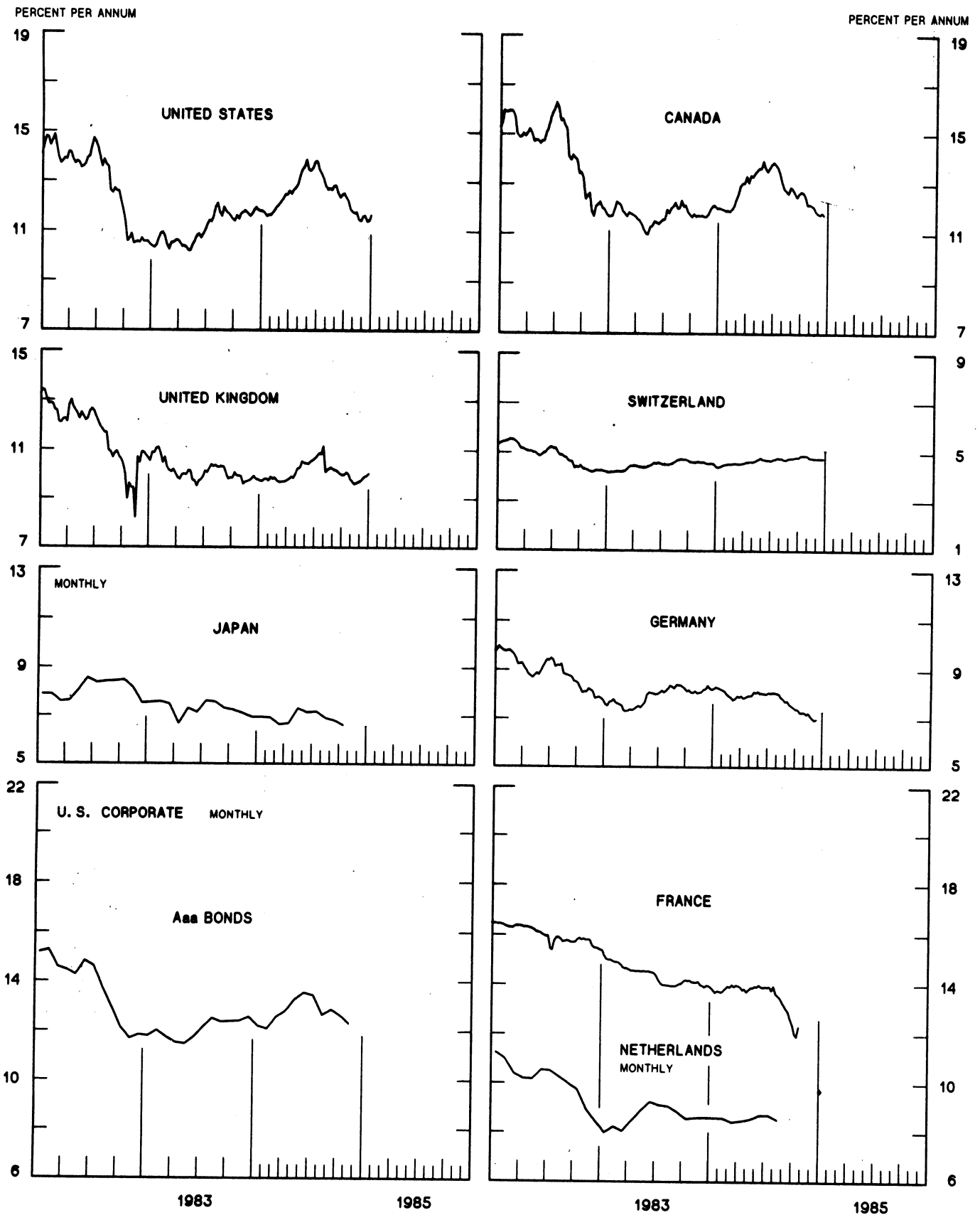
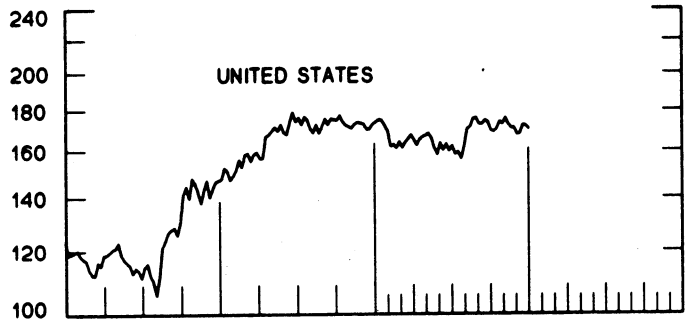
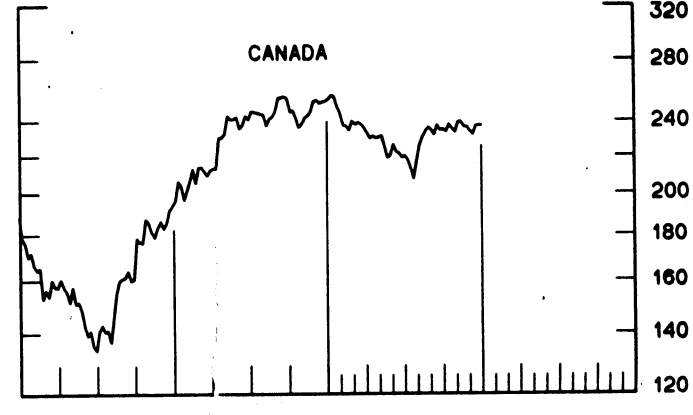
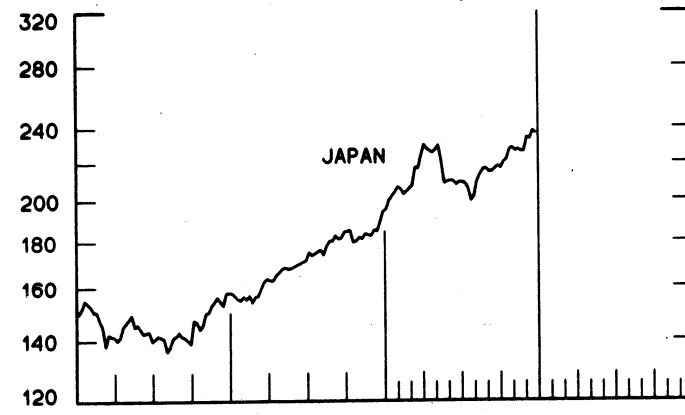
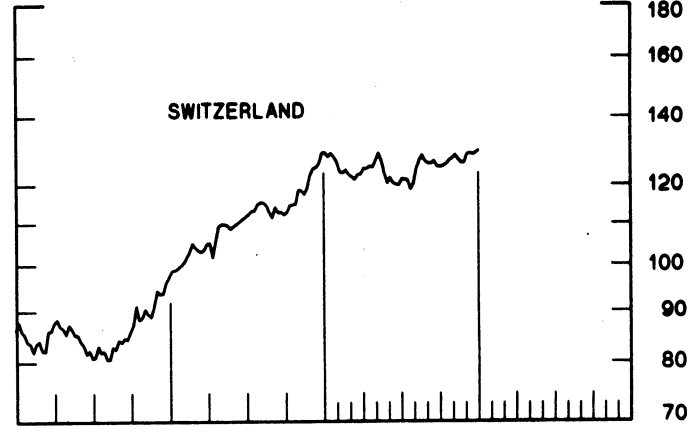
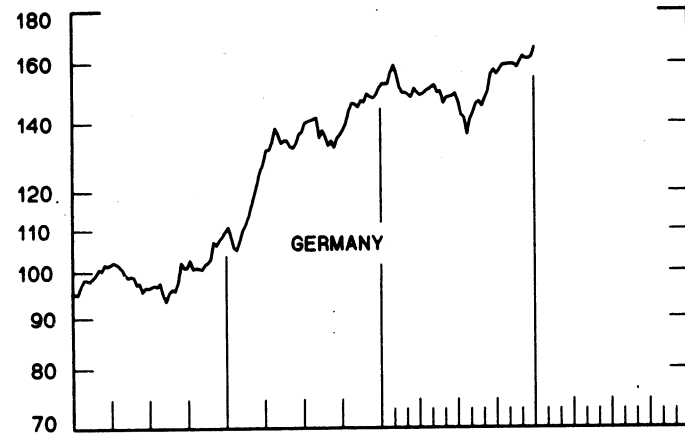
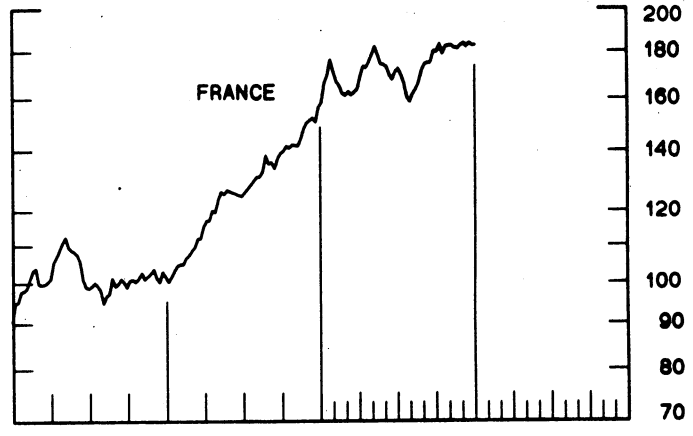
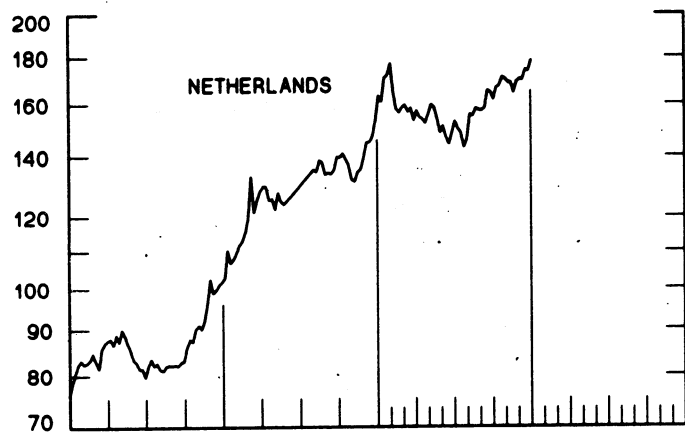
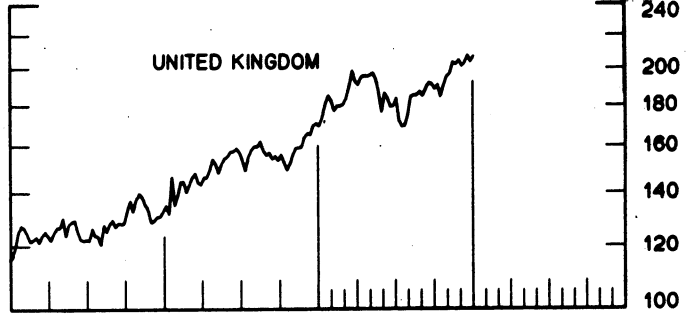


CHART 10
INDUSTRIAL STOCK INDICES
 WEEKLY SERIES

RATIO SCALE
 1969=100



RATIO SCALE
 1969=100



1983

1985

1983

1985

SERIES NAME

LAST VALUE PLOTTED
DATE VALUE

CHART 1. SPOT EXCHANGE RATES AND INDICES

WEEKLY AVERAGES, NOON BUYING RATES (U.S. CENTS)

GERMAN MARK	JAN. 9	31.59
JAPANESE YEN	JAN. 9	0.39357
DUTCH GUILDER	JAN. 9	27.98
U.K. POUND	JAN. 9	114.68
CANADIAN DOLLAR	JAN. 9	75.70
FRENCH FRANC	JAN. 9	10.32
SWISS FRANC	JAN. 9	37.90
BELGIAN FRANC	JAN. 9	1.57859
ITALIAN LIRA	JAN. 9	0.05146
SWEDISH KRONA	JAN. 9	11.07

INDICES, MARCH 1973 BASE RATES = 100

GERMAN MARK	JAN. 9	88.88
JAPANESE YEN	JAN. 9	103.05
DUTCH GUILDER	JAN. 9	80.34
U.K. POUND	JAN. 9	46.38
CANADIAN DOLLAR	JAN. 9	75.45
FRENCH FRANC	JAN. 9	46.50
SWISS FRANC	JAN. 9	121.94
BELGIAN FRANC	JAN. 9	62.20
ITALIAN LIRA	JAN. 9	29.23

WEIGHTED AVERAGE EXCHANGE VALUE INDICES, MAR 1973 = 100
(G-10 COUNTRIES PLUS SWITZERLAND)

U.S. DOLLAR	JAN. 9	152.24
GERMAN MARK	JAN. 9	129.00
JAPANESE YEN	JAN. 9	149.79
DUTCH GUILDER	JAN. 9	112.70
U.K. POUND	JAN. 9	61.70
CANADIAN DOLLAR	JAN. 9	105.43
FRENCH FRANC	JAN. 9	61.58
SWISS FRANC	JAN. 9	172.35
BELGIAN FRANC	JAN. 9	85.94
ITALIAN LIRA	JAN. 9	37.99
SWEDISH KRONA	JAN. 9	67.33

CHART 2. 3-MONTH FORWARD EXCHANGE RATES, PREMIUM OR DISCOUNT

CANADIAN DOLLAR	JAN. 9	-1.29
U.K. POUND	JAN. 9	-1.56
GERMAN MARK	JAN. 9	2.90
FRENCH FRANC	JAN. 9	-2.06
SWISS FRANC	JAN. 9	3.75
DUTCH GUILDER	JAN. 9	2.67
JAPANESE YEN	JAN. 9	2.39
ITALIAN LIRA	JAN. 9	-5.51

SERIES NAME

LAST VALUE PLOTTED
DATE VALUE

CHART 3. GOLD PRICE IN LONDON, AFTERNOON FIXING

U.S. DOLLARS PER FINE OUNCE JAN. 9 301.24

CHART 4. CALL MONEY RATES

U.S. FEDERAL FUNDS	JAN. 9	8.27
OVERNIGHT EURO-DOLLAR DEPOSITS	JAN. 9	8.20
U.K.	JAN. 4	8.88
CANADA	DEC. 28	10.60
GERMANY	JAN. 4	5.50
EURO-DM	JAN. 11	5.51
JAPAN	JAN. 4	6.13
FRANCE	JAN. 4	10.50
NETHERLANDS	JAN. 1	10.30
EURO-SWISS FRANC	JAN. 11	4.15

CHART 5. 3-MONTH INTEREST RATES

U.S. 90-DAY CD'S, SECONDARY MARKET	JAN. 9	8.19
GERMAN INTERBANK LOAN	JAN. 9	5.73
JAPANESE BANK LOANS & DISCOUNTS	JAN. 9	6.25
CANADIAN FINANCE PAPER	JAN. 9	9.81
INTERBANK STERLING	JAN. 9	10.26
SWISS INTERBANK LOAN	JAN. 9	4.95
WEIGHTED AVERAGE FOREIGN INTEREST RATE (G-10 COUNTRIES PLUS SWITZERLAND)	JAN. 9	8.28

CHART 6. EURO-DOLLAR DEPOSIT RATES: LONDON

OVERNIGHT	JAN. 9	8.20
7-DAY	JAN. 9	8.23
1-MONTH	JAN. 9	8.25
3-MONTH	JAN. 9	8.48
6-MONTH	JAN. 9	8.99
1-YEAR	JAN. 9	9.70

CHART 7. SELECTED EURO-DOLLAR AND U.S. MONEY MARKET RATES

OVERNIGHT EURO-DOLLAR DEPOSITS	JAN. 9	8.20
U.S. FEDERAL FUNDS	JAN. 9	8.27
DIFFERENTIAL ADJ. FOR RESERVE REQUIREMENTS	JAN. 9	-0.07
3-MONTH EURO-DOLLAR DEPOSIT RATE	JAN. 9	8.48
U.S. 90-DAY CD'S, SECONDARY MARKET	JAN. 9	8.19
DIFFERENTIAL	JAN. 9	0.29

SERIES NAME

LAST VALUE PLOTTED
DATE VALUE

CHART 8. INTEREST ARBITRAGE, 3-MONTH FUNDS

EURO-DOLLAR DEPOSIT	JAN. 9	8.48
INTERBANK STERLING (LONDON), COVERED	JAN. 9	8.66
DIFFERENTIAL	JAN. 9	-0.19
U.S. COMMERCIAL PAPER	JAN. 9	8.09
CANADIAN FINANCE PAPER, COVERED	JAN. 9	8.49
DIFFERENTIAL	JAN. 9	-0.40
EURO-DOLLAR DEPOSIT	JAN. 9	8.48
INTERBANK DM (FRANKFURT), COVERED	JAN. 9	8.67
DIFFERENTIAL	JAN. 9	-0.19
EURO-DOLLAR DEPOSIT	JAN. 9	8.48
SWISS INTERBANK, COVERED	JAN. 9	8.74
DIFFERENTIAL	JAN. 9	-0.27

CHART 9. LONG TERM GOVERNMENT BOND YIELDS

UNITED STATES	JAN. 4	11.64
GERMANY	DEC. 14	7.00
JAPAN (MONTHLY)	OCT.	6.61
SWITZERLAND	DEC. 28	4.77
CANADA	DEC. 21	11.74
FRANCE	OCT. 26	12.33
NETHERLANDS (MONTHLY)	AUG.	8.50
UNITED KINGDOM	JAN. 4	10.03

U.S. CORPORATE

AAA BONDS	DEC.	12.13
EURO-DOLLAR BONDS	NOV.	10.29

CHART 10. STOCK INDICES

UNITED STATES	JAN. 2	170.10
UNITED KINGDOM	JAN. 2	206.75
CANADA	JAN. 2	237.19
GERMANY	JAN. 2	165.59
SWITZERLAND	JAN. 2	129.59
NETHERLANDS	JAN. 2	178.24
FRANCE	JAN. 2	182.73
JAPAN	DEC. 26	236.43

FEDERAL RESERVE statistical release



JANUARY 11, 1985

H.10 (512)

FOREIGN EXCHANGE RATES

FOR THE WEEK ENDING JANUARY 11, 1985

The Board of Governors of the Federal Reserve System is advised that the Federal Reserve Bank of New York has certified for customs purposes the following noon buying rates in New York City for cable transfers payable in foreign currencies:

COUNTRY	MONETARY UNIT	(CURRENCY UNITS PER DOLLAR)				
		JAN. 7	JAN. 8	JAN. 9	JAN. 10	JAN. 11
*AUSTRALIA	DOLLAR	80.42	81.18	81.45	81.85	82.20
AUSTRIA	SCHILLING	22.310	22.150	22.200	22.090	22.115
BELGIUM	FRANC	63.570	63.170	63.310	63.000	63.190
BRAZIL	CRUZEIRO	3244.00	3244.00	3244.00	3244.00	3318.00
CANADA	DOLLAR	1.3217	1.3209	1.3202	1.3212	1.3214
CHINA, P.R.	YUAN	2.8167	2.8167	2.8167	2.8167	2.8167
DENMARK	KRONE	11.3320	11.2750	11.3000	11.2675	11.2825
FINLAND	MARKKA	6.6230	6.5925	6.6100	6.5975	6.6270
FRANCE	FRANC	9.7200	9.6630	9.6875	9.6300	9.6725
GERMANY	D. MARK	3.1775	3.1545	3.1630	3.1405	3.1550
GREECE	DRACHMA	129.350	128.800	128.900	128.700	128.700
HONG KONG	DOLLAR	7.8065	7.8040	7.9900	7.7920	7.8005
INDIA	RUPEE	12.5300	12.5600	12.5800	12.6200	12.6500
*IRELAND	POUND	98.40	98.90	98.70	99.20	98.76
ISRAEL	SHEKEL	NA	NA	NA	NA	NA
ITALY	LIRA	1948.50	1935.00	1944.00	1931.00	1942.00
JAPAN	YEN	255.95	253.75	255.10	253.70	253.83
MALAYSIA	RINGGIT	2.4680	2.4675	2.4750	2.4750	2.4800
MEXICO	PESO	230.2500	230.0000	231.0000	229.0000	228.2500
NETHERLANDS	GUILDER	3.5875	3.5625	3.5715	3.5470	3.5640
*NEW ZEALAND	DOLLAR	47.000	47.250	47.150	47.190	47.150
NORWAY	KRONE	9.1620	9.1275	9.1350	9.1200	9.1450
PHILIPPINES	PESO	NA	NA	NA	NA	NA
PORTUGAL	ESCUDO	171.750	170.500	171.750	171.500	172.250
SINGAPORE	DOLLAR	2.2060	2.2000	2.2000	2.2000	2.1965
*SOUTH AFRICA	RAND	47.65	47.80	47.20	47.40	46.00
SOUTH KOREA	WON	831.30	832.30	831.30	832.30	831.30
SPAIN	PESETA	174.800	173.750	174.650	173.800	174.550
SRI LANKA	RUPEE	26.333	26.333	26.335	26.333	26.372
SWEDEN	KRONA	9.0460	9.0350	9.0350	9.0375	9.0650
SWITZERLAND	FRANC	2.6475	2.6365	2.6520	2.6360	2.6450
TAIWAN	DOLLAR	39.480	39.470	39.450	39.430	39.410
THAILAND	BAHT	27.250	27.300	27.300	27.300	27.300
*UNITED KINGDOM	POUND	114.15	114.75	114.10	113.40	112.45
VENEZUELA	BOLIVAR	NA	NA	NA	NA	NA
MEMO:						
*UNITED STATES	DOLLAR	152.81	151.91	152.40	151.80	152.41

*INDEX OF WEIGHTED AVERAGE EXCHANGE VALUE OF U.S. DOLLAR AGAINST CURRENCIES OF OTHER G-11 COUNTRIES. MARCH 1973 = 100. WEIGHTS ARE 1972-76 GLOBAL TRADE OF EACH OF THE 10 COUNTRIES. SERIES REVISED AS OF AUGUST 1978. FOR DESCRIPTION AND BACK DATA, SEE "INDEX OF THE WEIGHTED-AVERAGE EXCHANGE VALUE OF THE U.S. DOLLAR: REVISION" ON PAGE 700 OF THE AUGUST 1978 FEDERAL RESERVE BULLETIN.

*VALUE IS U.S. CENTS