

S-440

(516/517)  
DATA FILE  
LIBRARY  
FEDERAL RESERVE BANK  
OF CHICAGO

LIBRARY  
DEC 31 1984  
FEDERAL RESERVE  
BANK OF CHICAGO

# Selected Interest & Exchange Rates

## Weekly Series of Charts

December 24, 1984

Prepared by the  
FINANCIAL MARKETS  
SECTION

DIVISION OF  
INTERNATIONAL FINANCE

BOARD OF GOVERNORS  
FEDERAL RESERVE SYSTEM  
Washington, D.C. 20551

---

# Table of Contents

## TABLES

1. LATEST FIGURES PLOTTED
2. DAILY CERTIFIED SPOT EXCHANGE RATES--  
H.10 RELEASE

## CHARTS

1. SPOT EXCHANGE RATE INDICES
2. 3-MONTH FORWARD EXCHANGE RATES
3. GOLD PRICE--LONDON
4. CALL MONEY RATES
5. 3-MONTH INTEREST RATES
6. EURO-DOLLAR DEPOSIT RATES
7. SELECTED EURO-DOLLAR AND U.S. MONEY MARKET RATES
8. INTEREST ARBITRAGE: 3-MONTH FUNDS
9. LONG-TERM GOVERNMENT BOND YIELDS
10. INDUSTRIAL STOCK INDICES

## SUBSCRIPTION RATES:

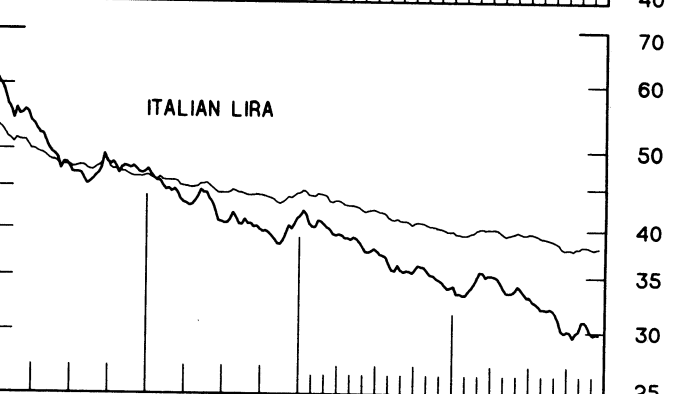
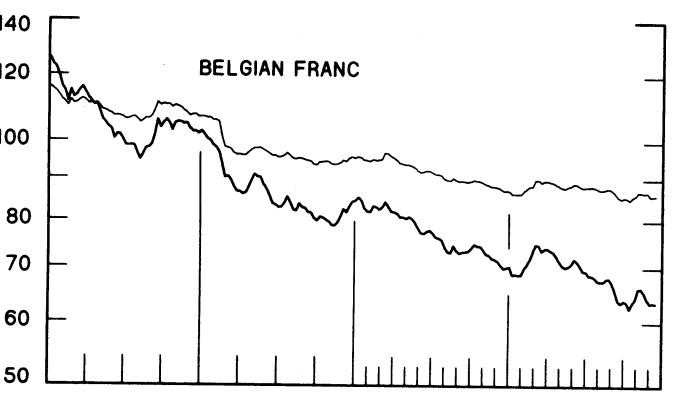
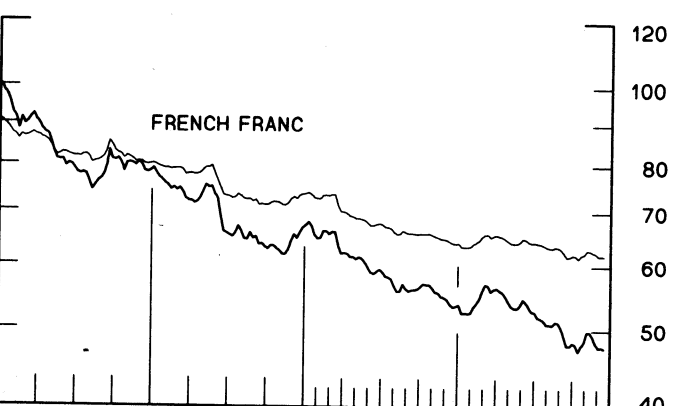
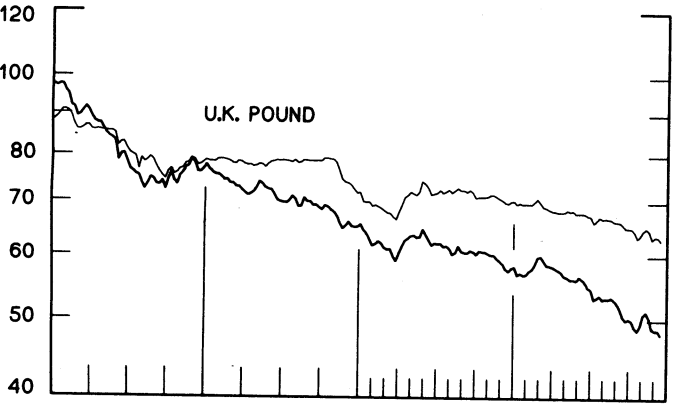
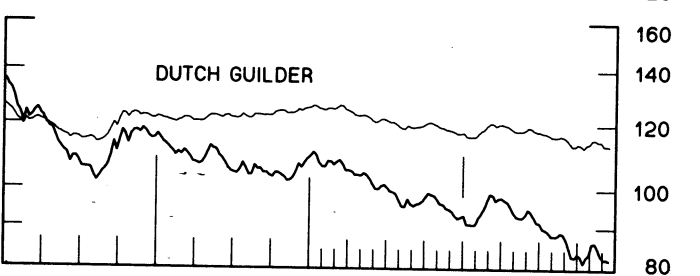
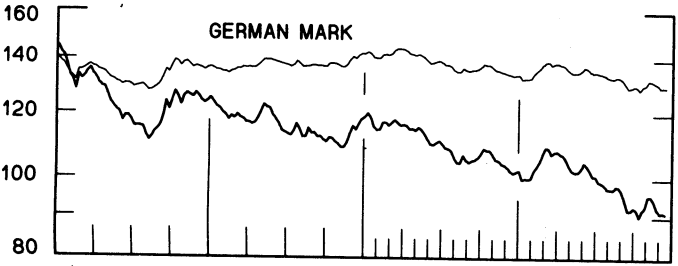
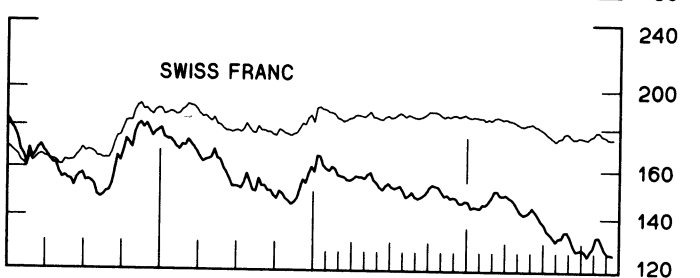
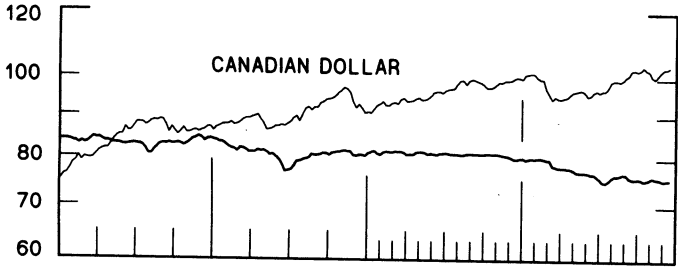
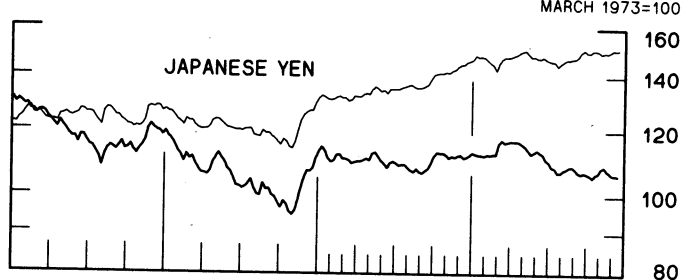
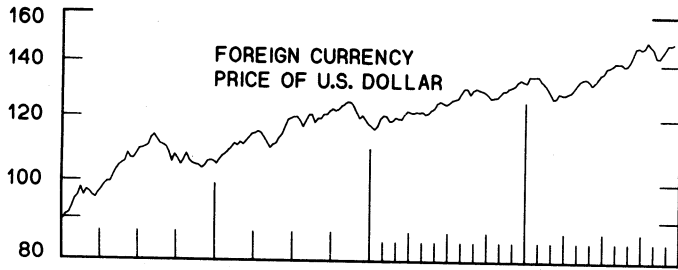
Weekly \$15.00 per year or \$.40 each in the United States, its possessions, Canada, and Mexico; 10 or more of the same issue to one address, \$13.50 per year or \$.35 each. Elsewhere, \$20.00 per year or \$.50 each. Address requests to Publications Services, Division of Administrative Services, and make payment remittance payable to the order of the Board of Governors of the Federal Reserve System in a form collectible at par in U.S. Currency.

# SPOT EXCHANGE INDICES

DOLLAR PRICES OF FOREIGN CURRENCIES AND WEIGHTED AVERAGE VALUES (THIN LINE)  
AVERAGES FOR WEEK ENDING WEDNESDAY

RATIO SCALE  
MARCH 1973=100

RATIO SCALE  
MARCH 1973=100



1982

1984

1982

1984

CHART 2  
3-MONTH FORWARD EXCHANGE RATES

PREMIUM (+) OR (-)  
AVERAGES FOR WEEK ENDING WEDNESDAY

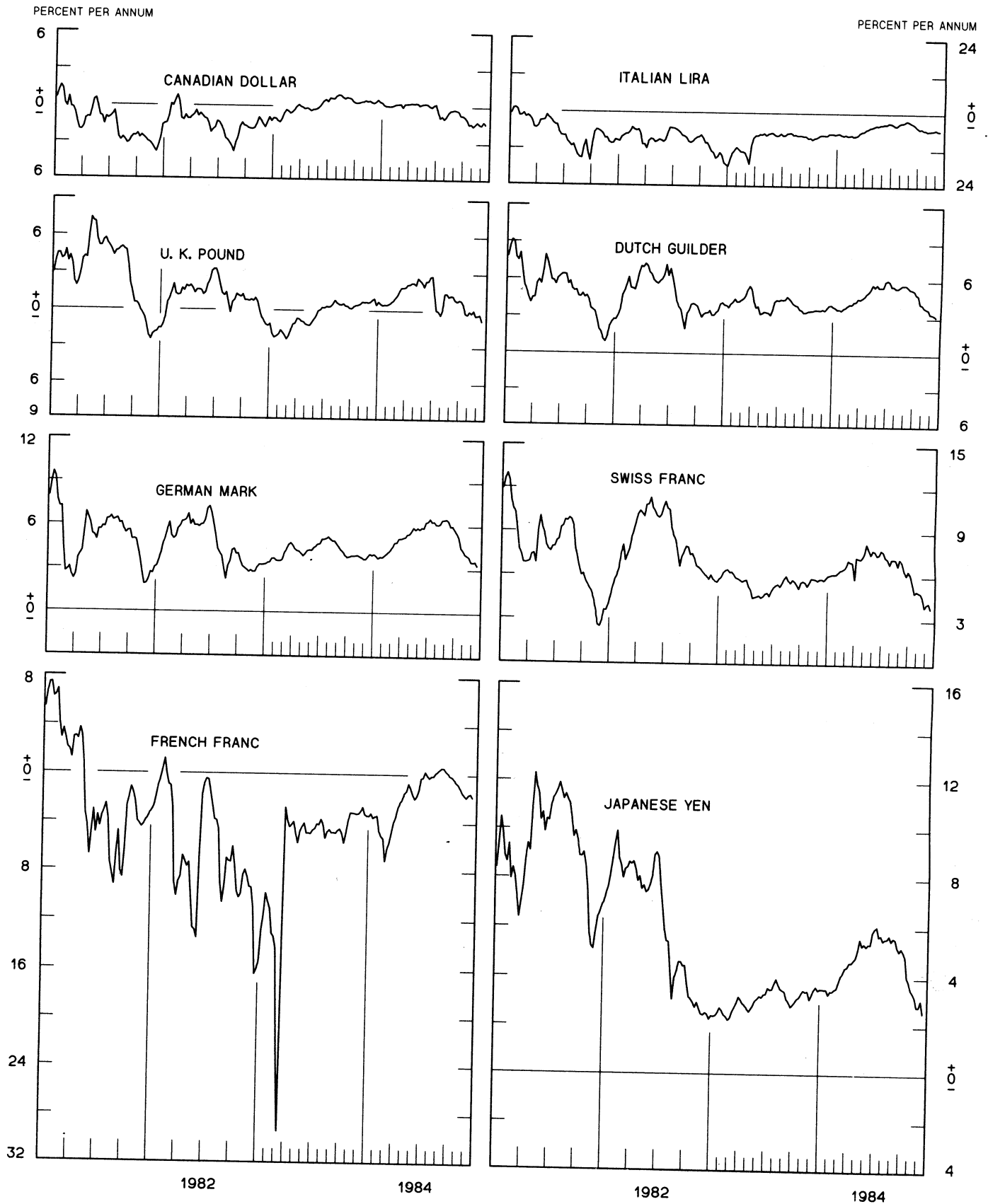


CHART 3  
PRICE OF GOLD IN LONDON  
AVERAGES FOR WEEK ENDING WEDNESDAY

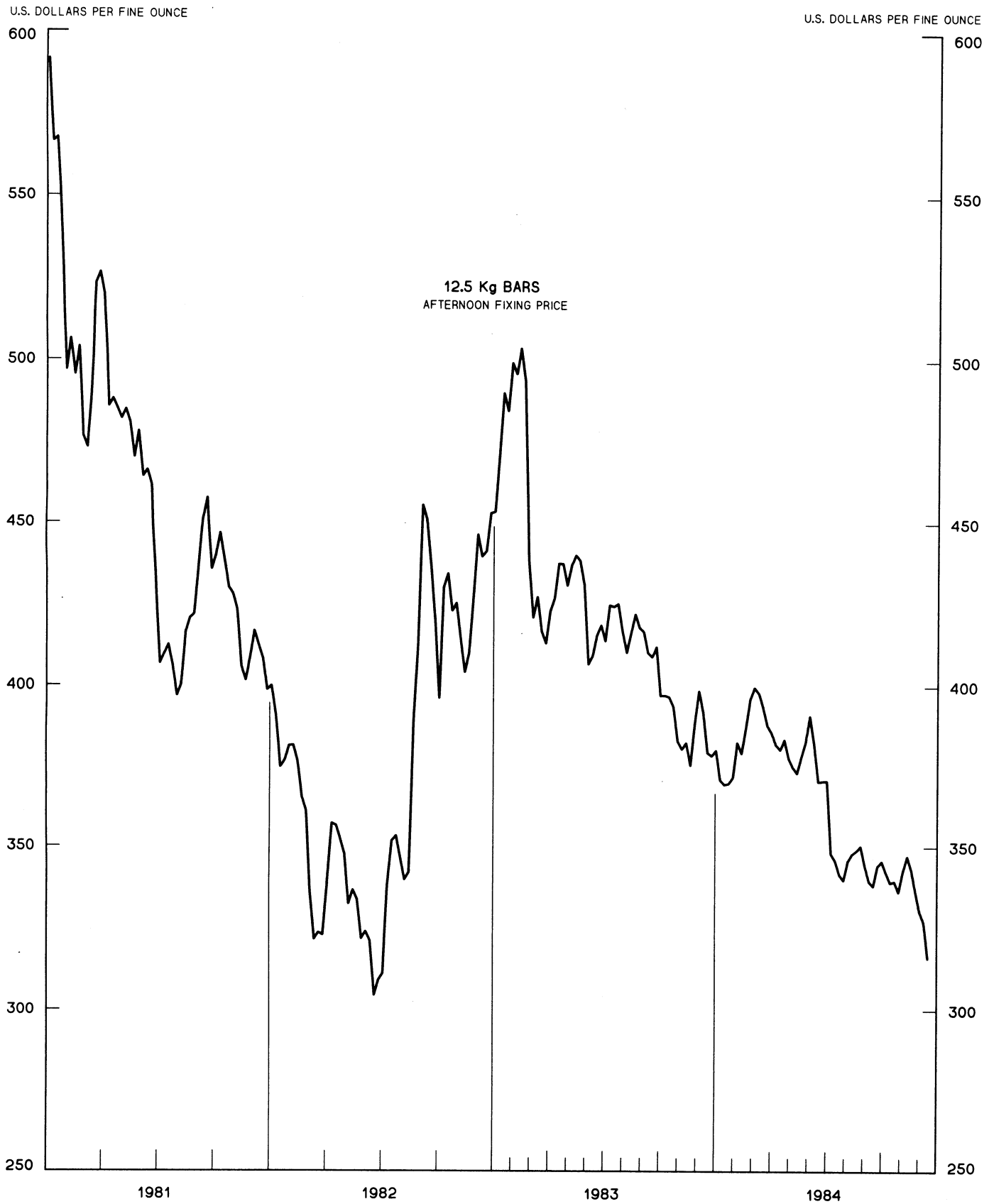
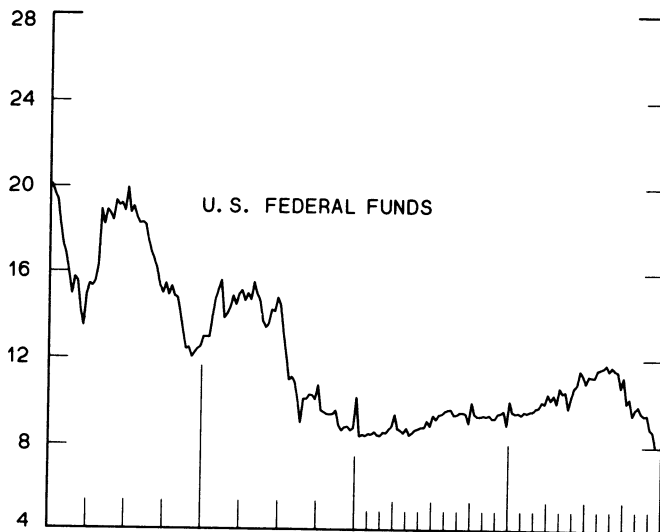
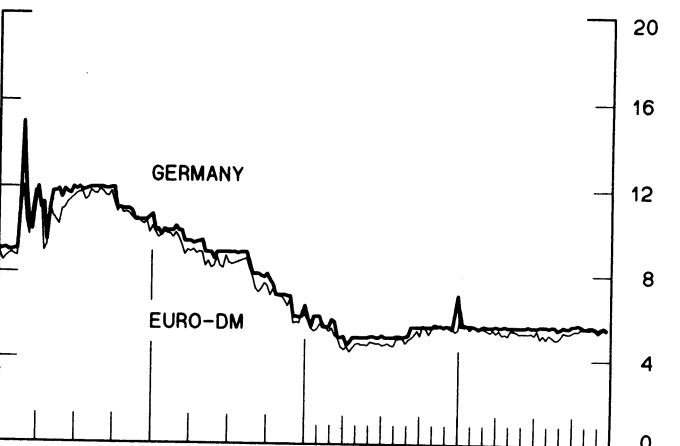
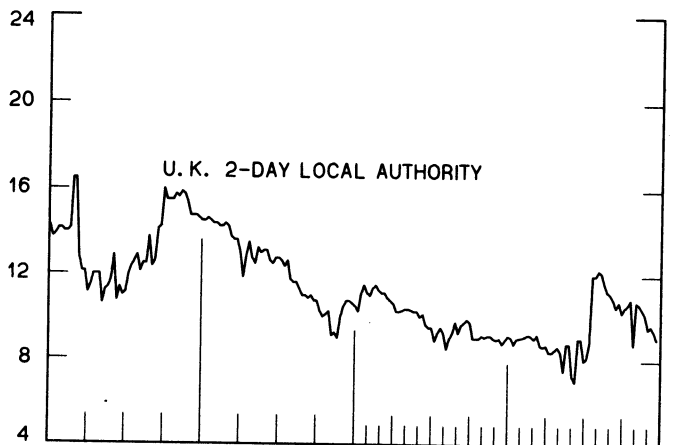
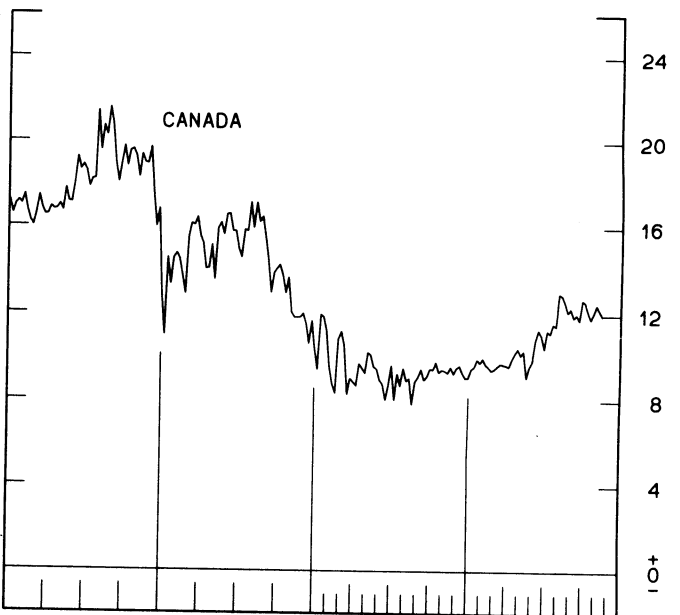
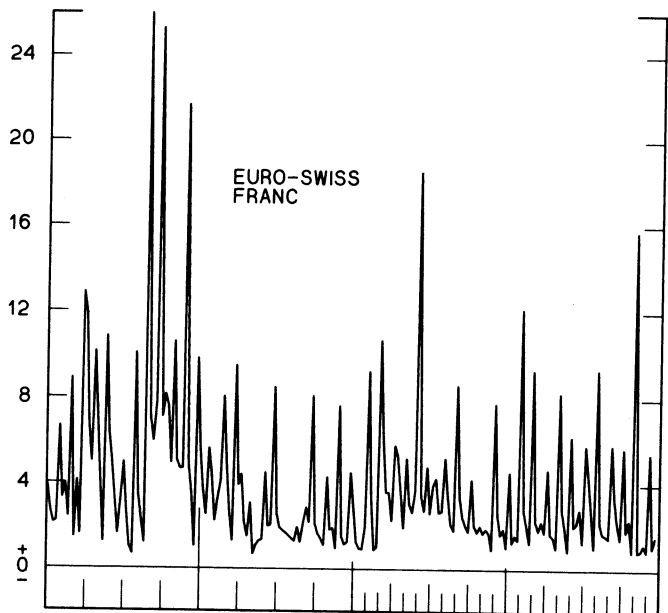
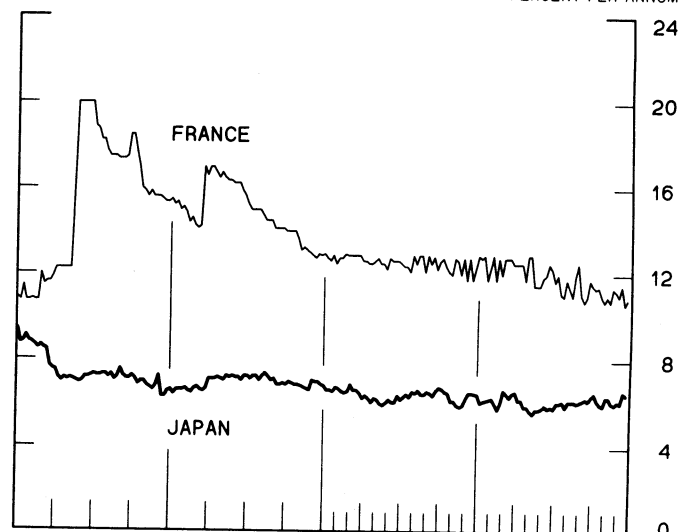


CHART 4  
**CALL MONEY RATES**  
 WEEKLY SERIES

PERCENT PER ANNUM



PERCENT PER ANNUM



1982

1984

1982

1984

CHART 5  
**3-MONTH INTEREST RATES**  
 WEEKLY SERIES

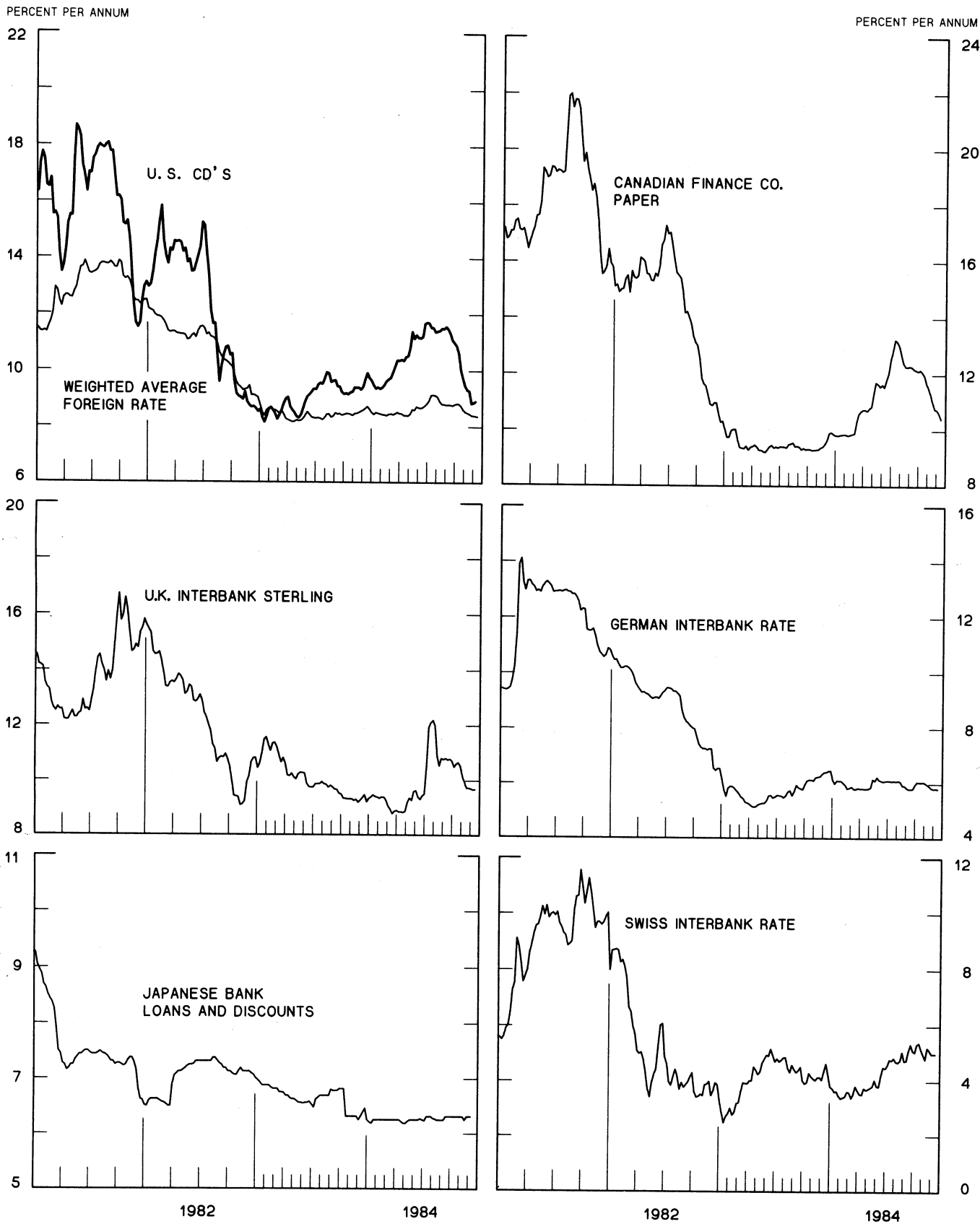
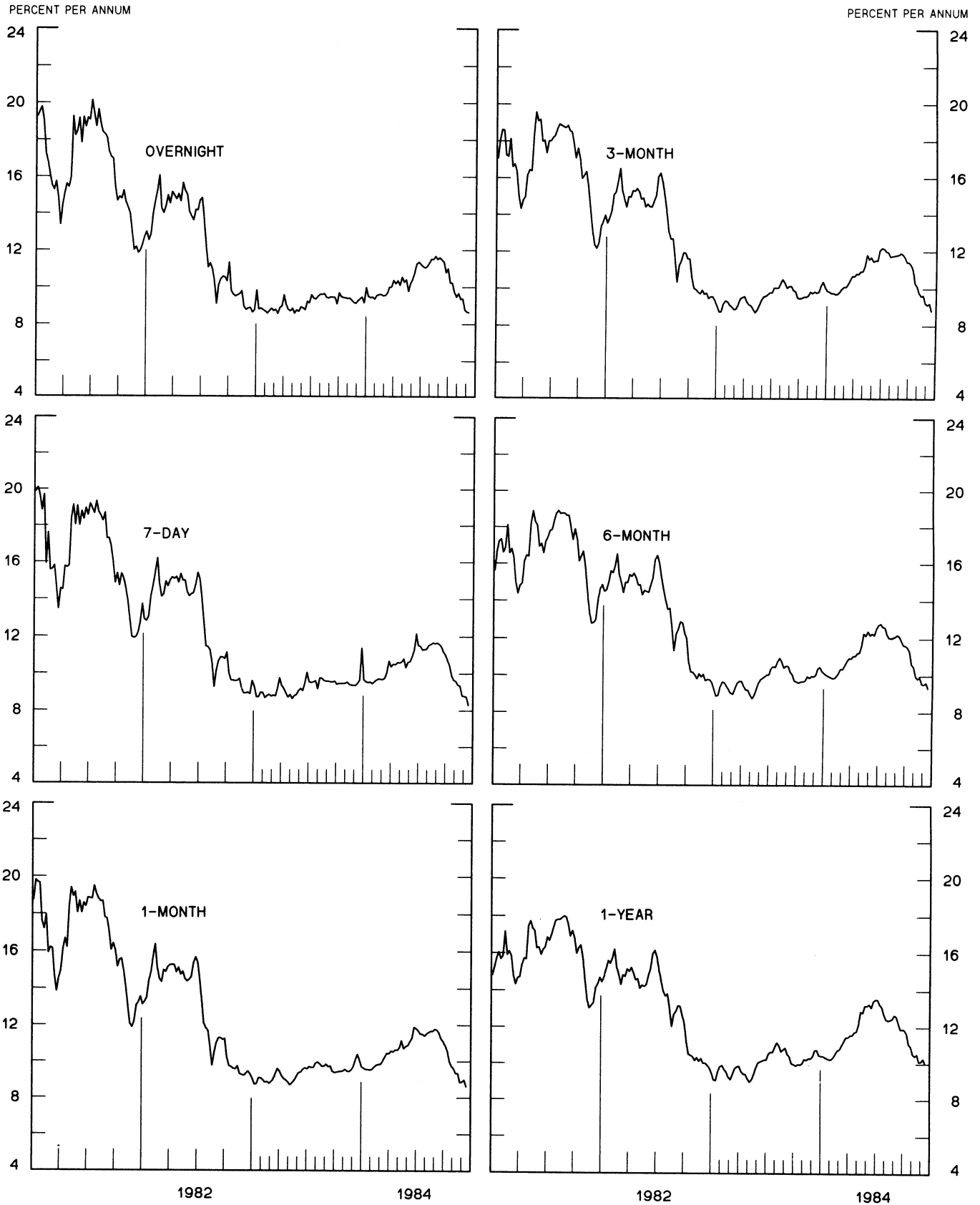


CHART 6  
EURO-DOLLAR DEPOSIT RATES LONDON  
AVERAGES FOR WEEK ENDING WEDNESDAY





# SELECTED EURO-DOLLAR AND U. S. MONEY MARKET RATES

DIFFERENTIAL: PLUS(+), FAVORS BORROWING IN U. S.  
AVERAGES FOR WEEK ENDING WEDNESDAY

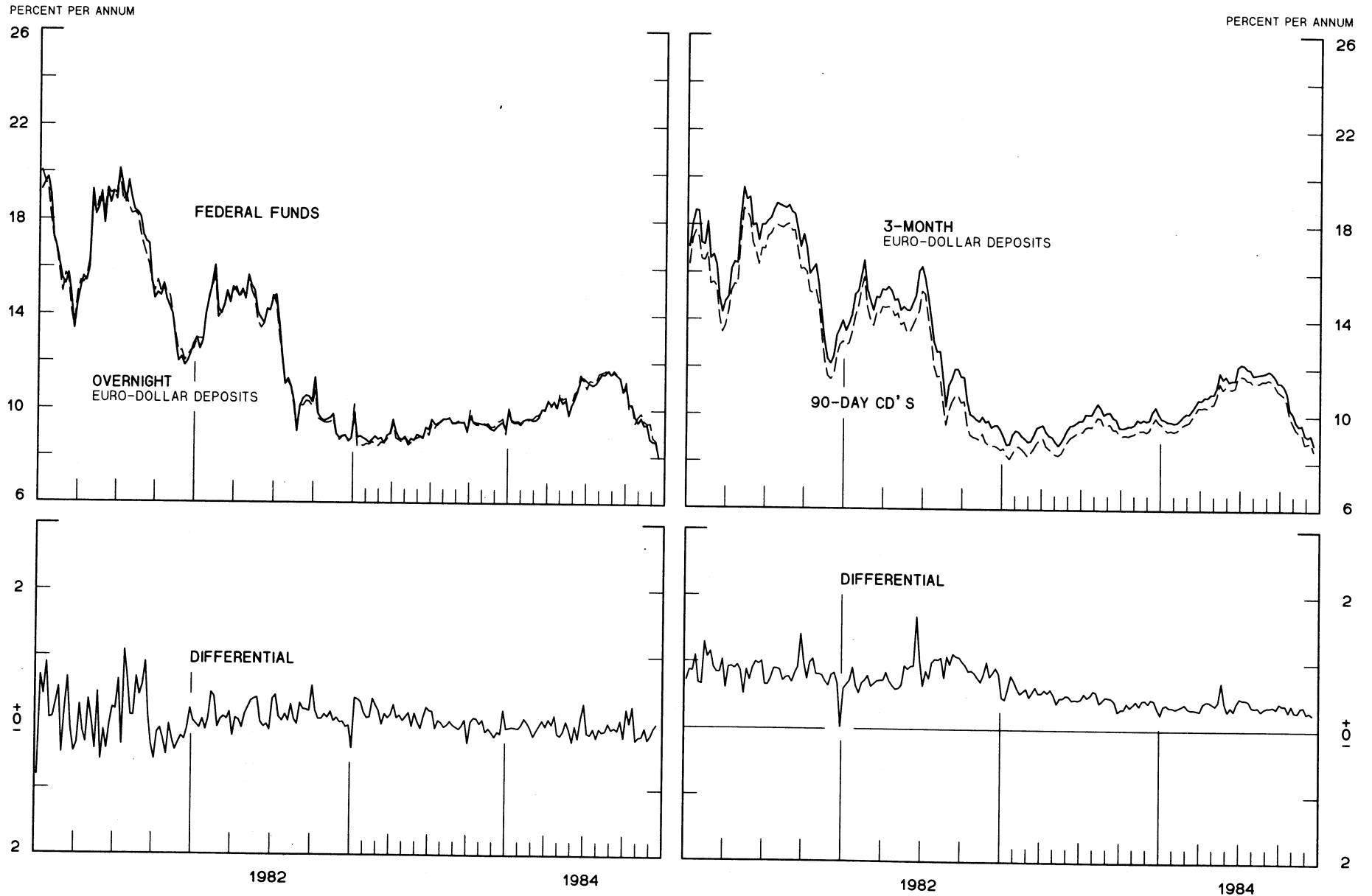


CHART 8

# INTEREST ARBITRAGE: 3-MONTH FUNDS

DIFFERENTIAL: PLUS(+), INDICATES FAVOR DOLLAR ASSETS  
AVERAGES FOR WEEK ENDING WEDNESDAY

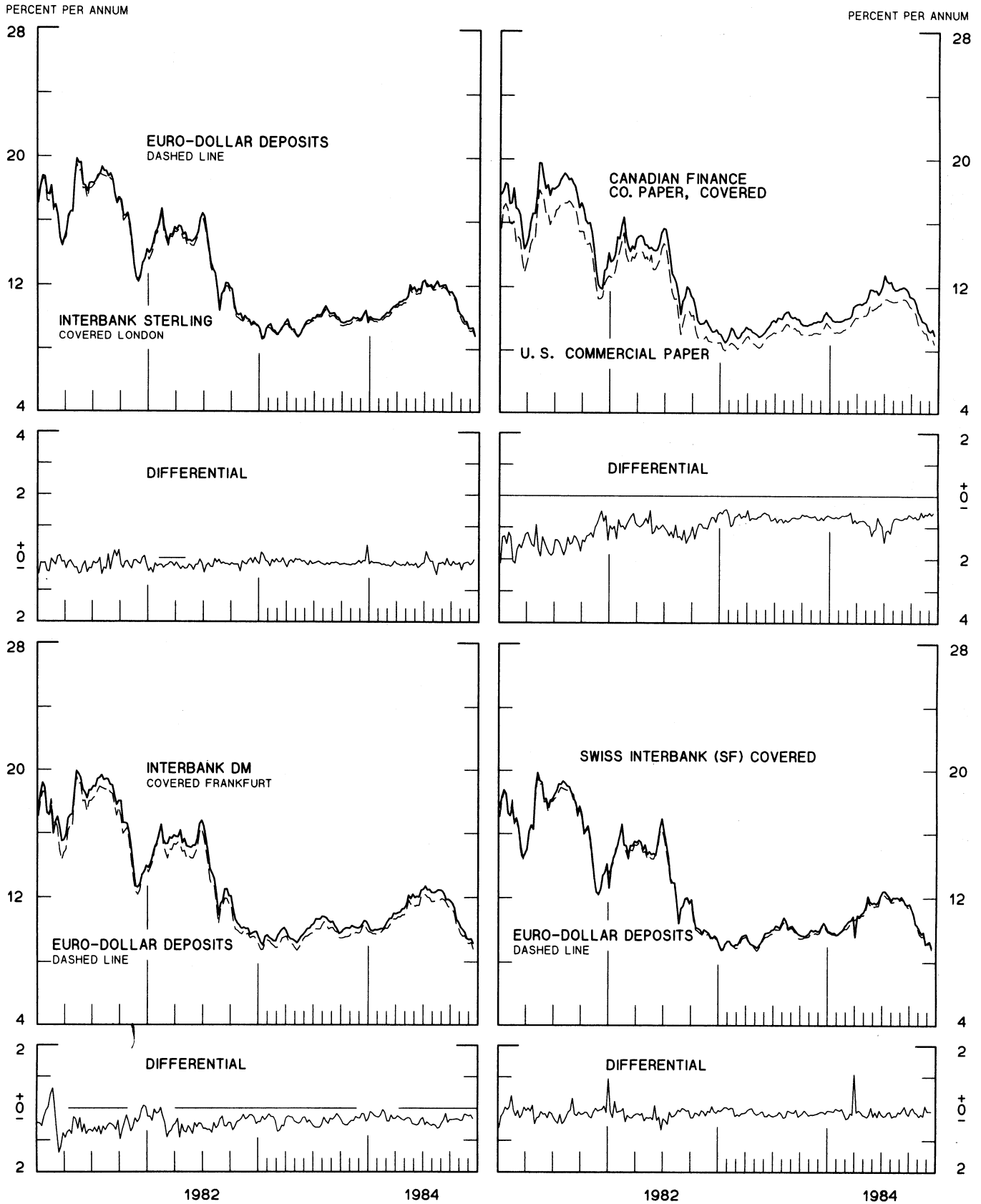


CHART 9  
**LONG-TERM GOVERNMENT BOND YIELDS**  
 WEEKLY SERIES

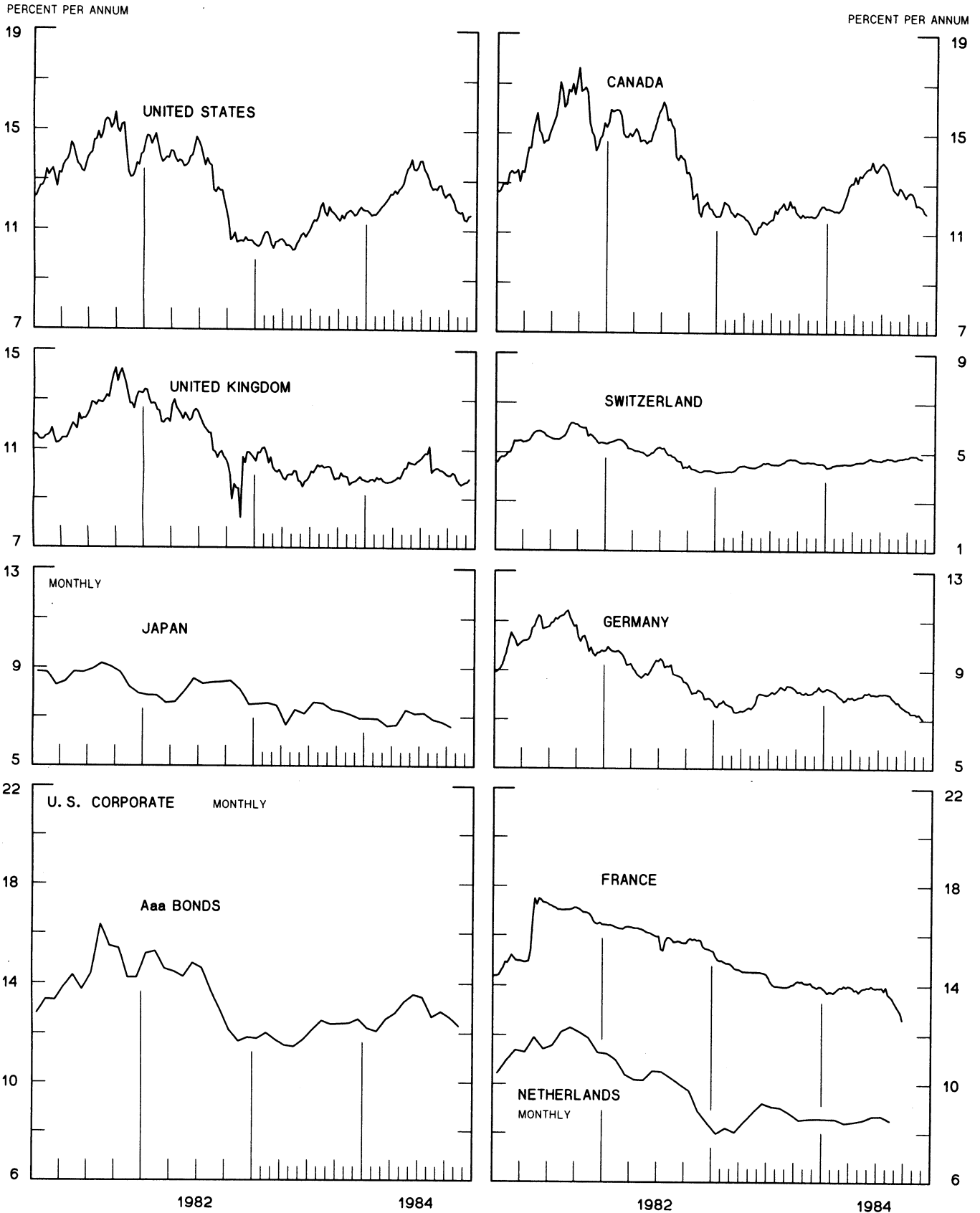
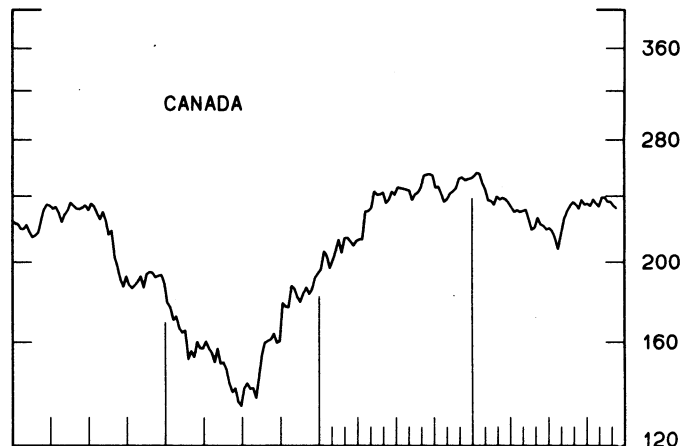
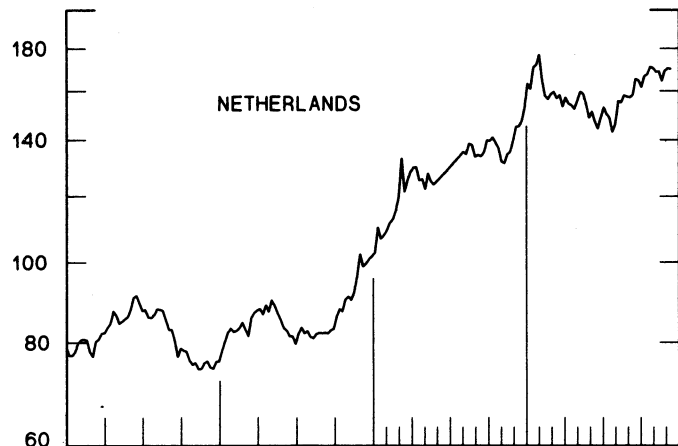
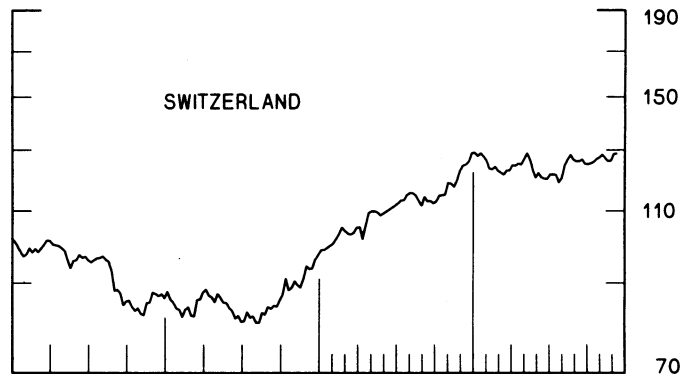
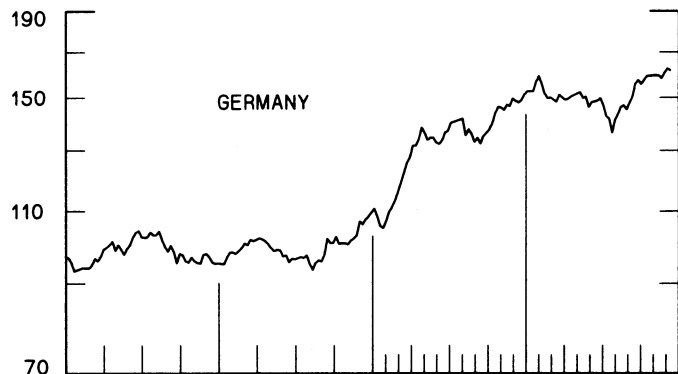
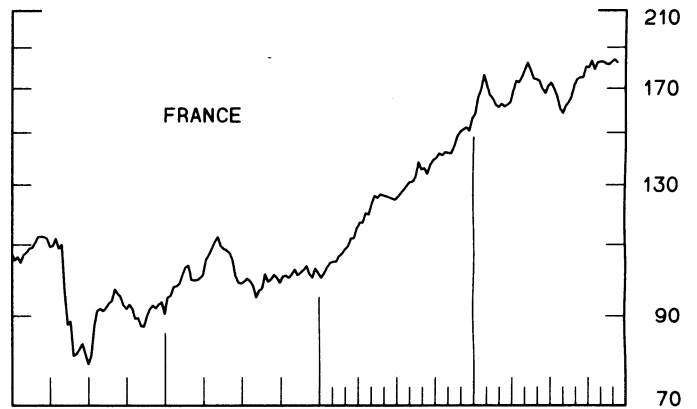
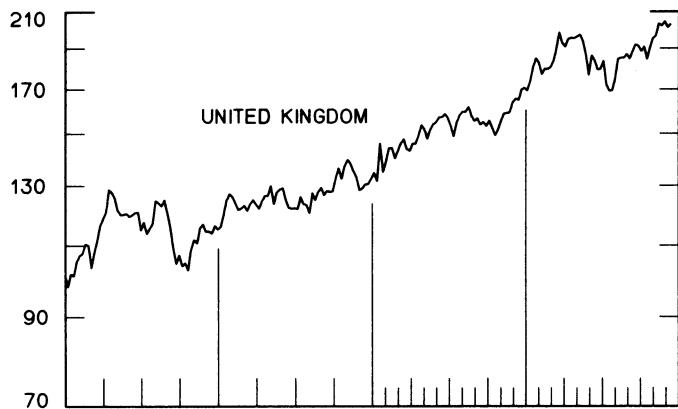
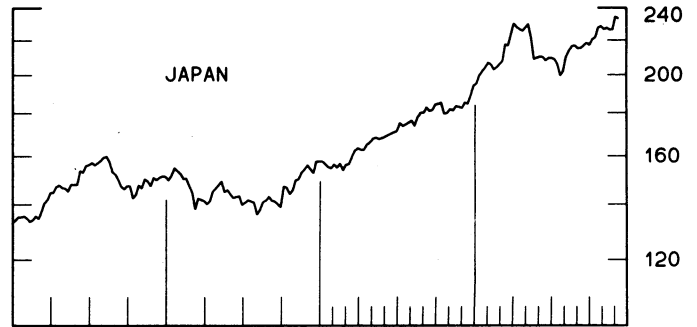
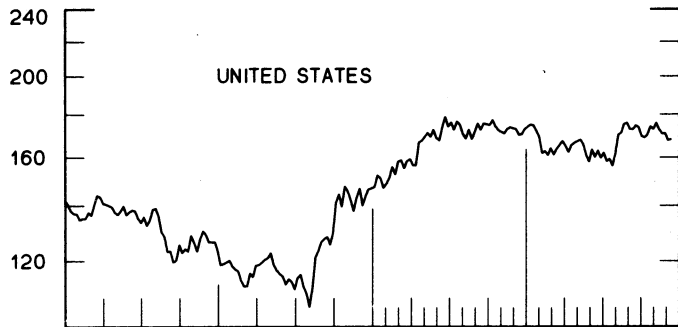


CHART 10  
INDUSTRIAL STOCK INDICES  
WEEKLY SERIES

RATIO SCALE  
1969=100

RATIO SCALE  
1969=100



1982

1984

1982

1984

SERIES NAME

LAST VALUE PLOTTED  
DATE VALUE

CHART 1. SPOT EXCHANGE RATES AND INDICES

WEEKLY AVERAGES, NOON BUYING RATES (U.S. CENTS)

GERMAN MARK	DEC. 19	32.31
JAPANESE YEN	DEC. 19	0.40409
DUTCH GUILDER	DEC. 19	28.63
U.K. POUND	DEC. 19	118.70
CANADIAN DOLLAR	DEC. 19	75.77
FRENCH FRANC	DEC. 19	10.54
SWISS FRANC	DEC. 19	39.19
BELGIAN FRANC	DEC. 19	1.60886
ITALIAN LIRA	DEC. 19	0.05249
SWEDISH KRONA	DEC. 19	11.31

INDICES, MARCH 1973 BASE RATES = 100

GERMAN MARK	DEC. 19	90.90
JAPANESE YEN	DEC. 19	105.80
DUTCH GUILDER	DEC. 19	82.20
U.K. POUND	DEC. 19	48.01
CANADIAN DOLLAR	DEC. 19	75.51
FRENCH FRANC	DEC. 19	47.50
SWISS FRANC	DEC. 19	126.08
BELGIAN FRANC	DEC. 19	63.40
ITALIAN LIRA	DEC. 19	29.82

WEIGHTED AVERAGE EXCHANGE VALUE INDICES, MAR 1973 = 100  
(G-10 COUNTRIES PLUS SWITZERLAND)

U.S. DOLLAR	DEC. 19	148.89
GERMAN MARK	DEC. 19	129.77
JAPANESE YEN	DEC. 19	151.28
DUTCH GUILDER	DEC. 19	113.35
U.K. POUND	DEC. 19	62.87
CANADIAN DOLLAR	DEC. 19	103.55
FRENCH FRANC	DEC. 19	61.84
SWISS FRANC	DEC. 19	175.19
BELGIAN FRANC	DEC. 19	86.07
ITALIAN LIRA	DEC. 19	38.08
SWEDISH KRONA	DEC. 19	67.63

CHART 2. 3-MONTH FORWARD EXCHANGE RATES, PREMIUM OR DISCOUNT

CANADIAN DOLLAR	DEC. 19	-1.43
U.K. POUND	DEC. 19	-0.83
GERMAN MARK	DEC. 19	3.27
FRENCH FRANC	DEC. 19	-1.84
SWISS FRANC	DEC. 19	3.83
DUTCH GUILDER	DEC. 19	3.11
JAPANESE YEN	DEC. 19	2.57
ITALIAN LIRA	DEC. 19	-5.62

SERIES NAME

LAST VALUE PLOTTE  
DATE VALUE

CHART 3. GOLD PRICE IN LONDON, AFTERNOON FIXING

U.S. DOLLARS PER FINE OUNCE DEC. 19 316.01

CHART 4. CALL MONEY RATES

U.S. FEDERAL FUNDS	DEC. 19	7.99
OVERNIGHT EURO-DOLLAR DEPOSITS	DEC. 19	7.99
U.K.	DEC. 21	9.00
CANADA	NOV. 16	11.96
GERMANY	DEC. 21	5.45
EURO-DM	DEC. 21	5.38
JAPAN	DEC. 21	6.44
FRANCE	DEC. 21	10.88
NETHERLANDS	JAN. 1	10.30
EURO-SWISS FRANC	DEC. 21	1.55

CHART 5. 3-MONTH INTEREST RATES

U.S. 90-DAY CD'S, SECONDARY MARKET	DEC. 19	8.54
GERMAN INTERBANK LOAN	DEC. 19	5.80
JAPANESE BANK LOANS & DISCOUNTS	DEC. 12	6.31
CANADIAN FINANCE PAPER	DEC. 19	10.41
INTERBANK STERLING	DEC. 19	9.68
SWISS INTERBANK LOAN	DEC. 19	5.00
WEIGHTED AVERAGE FOREIGN INTEREST RATE (G-10 COUNTRIES PLUS SWITZERLAND)	DEC. 19	8.37

CHART 6. EURO-DOLLAR DEPOSIT RATES: LONDON

OVERNIGHT	DEC. 19	7.99
7-DAY	DEC. 19	8.28
1-MONTH	DEC. 19	8.60
3-MONTH	DEC. 19	8.79
6-MONTH	DEC. 19	9.30
1-YEAR	DEC. 19	9.99

CHART 7. SELECTED EURO-DOLLAR AND U.S. MONEY MARKET RATES

OVERNIGHT EURO-DOLLAR DEPOSITS	DEC. 19	7.99
U.S. FEDERAL FUNDS	DEC. 19	7.99
DIFFERENTIAL ADJ. FOR RESERVE REQUIREMENTS	DEC. 19	0.0
3-MONTH EURO-DOLLAR DEPOSIT RATE	DEC. 19	8.79
U.S. 90-DAY CD'S, SECONDARY MARKET	DEC. 19	8.54
DIFFERENTIAL	DEC. 19	0.25

SERIES NAME

LAST VALUE PLOTTED  
DATE VALUE

CHART 8. INTEREST ARBITRAGE, 3-MONTH FUNDS

EURC-DOLLAR DEPOSIT	DEC. 19	8.79
INTERBANK STERLING (LONDON), COVERED	DEC. 19	8.83
DIFFERENTIAL	DEC. 19	-0.04
U.S. COMMERCIAL PAPER	DEC. 19	8.40
CANADIAN FINANCE PAPER, COVERED	DEC. 19	8.94
DIFFERENTIAL	DEC. 19	-0.54
EURC-DOLLAR DEPOSIT	DEC. 19	8.79
INTERBANK DM (FRANKFURT), COVERED	DEC. 19	9.12
DIFFERENTIAL	DEC. 19	-0.33
EURC-DOLLAR DEPOSIT	DEC. 19	8.79
SWISS INTERBANK, COVERED	DEC. 19	8.87
DIFFERENTIAL	DEC. 19	-0.09

CHART 9. LONG TERM GOVERMENT BOND YIELDS

UNITED STATES	DEC. 14	11.61
GERMANY	NOV. 30	7.03
JAPAN (MONTHLY)	OCT.	6.61
SWITZERLAND	NOV. 23	4.78
CANADA	NOV. 30	11.81
FRANCE	SEPT. 28	12.62
NETHERLANDS (MONTHLY)	AUG.	8.50
UNITED KINGDOM	DEC. 14	9.83

U.S. CORPORATE

AAA BONDS	NOV.	12.29
EURO-DOLLAR BONDS	NOV.	10.29

CHART 10. STOCK INDICES

UNITED STATES	DEC. 12	167.86
UNITED KINGDOM	DEC. 12	202.77
CANADA	DEC. 12	231.93
GERMANY	DEC. 12	161.26
SWITZERLAND	DEC. 12	128.65
NETHERLANDS	DEC. 12	169.95
FRANCE	DEC. 12	182.03
JAPAN	DEC. 12	233.08

# FEDERAL RESERVE statistical release



H.10 (512)

DECEMBER 21, 1984

## FOREIGN EXCHANGE RATES

FOR THE WEEK ENDING DECEMBER 21, 1984

The Board of Governors of the Federal Reserve System is advised that the Federal Reserve Bank of New York has certified for customs purposes the following noon buying rates in New York City for cable transfers payable in foreign currencies:

COUNTRY	MONETARY UNIT	(CURRENCY UNITS PER DOLLAR)				
		DEC. 17	DEC. 18	DEC. 19	DEC. 20	DEC. 21
*AUSTRALIA	DOLLAR	83.87	83.60	83.26	83.18	83.37
AUSTRIA	SCHILLING	21.730	21.680	21.783	21.840	21.890
BELGIUM	FRANC	62.070	61.980	62.150	62.750	62.550
BRAZIL	CRUZEIRO	3008.00	3008.00	3008.00	3056.00	3056.00
CANADA	DOLLAR	1.3202	1.3176	1.3194	1.3184	1.3158
CHINA, P. R.	YUAN	2.7971	2.7971	2.7971	2.7971	2.7971
DENMARK	KRONE	11.0250	11.0490	11.0975	11.1950	11.1700
FINLAND	MARKKA	6.4300	6.4280	6.4570	6.5250	6.4850
FRANCE	FRANC	9.4750	9.4600	9.4900	9.5600	9.5350
GERMANY	D. MARK	3.0900	3.0870	3.1000	3.1295	3.1160
GREECE	DRACHMA	127.050	127.000	126.950	127.550	127.700
HONG KONG	DOLLAR	7.8290	7.8315	7.8275	7.8310	7.8250
INDIA	RUPEE	12.2600	12.2600	12.2600	12.2600	12.3200
*IRELAND	POUND	101.10	101.13	100.85	99.80	99.90
ISRAEL	SHEKEL	NA	NA	NA	NA	NA
ITALY	LIRA	1902.00	1899.50	1906.00	1922.00	1919.00
JAPAN	YEN	247.55	246.75	247.76	248.10	247.95
MALAYSIA	RINGGIT	2.4140	2.4130	2.4150	2.4170	2.4140
MEXICO	PESO	217.0000	217.7500	218.7500	222.5000	225.0000
NETHERLANDS	GUILDER	3.4870	3.4850	3.5000	3.5330	3.5190
*NEW ZEALAND	DOLLAR	48.300	48.350	48.180	47.950	48.000
NORWAY	KRONE	8.9350	8.9540	8.9925	9.0550	9.0300
PHILIPPINES	PESO	NA	NA	NA	NA	NA
PORTUGAL	ESCUDO	166.500	167.000	166.900	167.600	168.200
SINGAPORE	DOLLAR	2.1765	2.1750	2.1780	2.1755	2.1720
*SOUTH AFRICA	RAND	52.40	51.85	51.80	51.25	51.30
SOUTH KOREA	WON	825.80	825.60	825.00	825.90	826.90
SPAIN	PESETA	171.150	170.900	171.300	172.100	172.720
SRI LANKA	RUPEE	26.205	26.205	26.185	26.215	26.262
SWEDEN	KRONA	8.8250	8.8450	8.8750	8.9450	8.9250
SWITZERLAND	FRANC	2.5500	2.5435	2.5580	2.5715	2.5670
TAIWAN	DOLLAR	39.540	39.530	39.530	39.530	39.530
THAILAND	BAHT	27.100	27.180	27.100	27.100	27.100
*UNITED KINGDOM	POUND	119.10	118.60	117.48	116.45	117.30
VENEZUELA	BOLIVAR	NA	NA	NA	NA	NA
MEMO:						
*UNITED STATES	DOLLAR	148.70	148.58	149.22	150.23	149.75

#INDEX OF WEIGHTED AVERAGE EXCHANGE VALUE OF U.S. DOLLAR AGAINST CURRENCIES OF OTHER G-11 COUNTRIES. MARCH 1973 = 100. WEIGHTS ARE 1972-76 GLOBAL TRADE OF EACH OF THE 10 COUNTRIES. SERIES REVISED AS OF AUGUST 1978. FOR DESCRIPTION AND BACK DATA, SEE "INDEX OF THE WEIGHTED-AVERAGE EXCHANGE VALUE OF THE U.S. DOLLAR: REVISION" ON PAGE 700 OF THE AUGUST 1978 FEDERAL RESERVE BULLETIN.

\*VALUE IS U.S. CENTS