

(516/517)

DATA FILE
LIBRARY
FEDERAL RESERVE BANK
OF CHICAGO

LIBRARY
FEB 5 1984
FEDERAL RESERVE
BANK OF CHICAGO

Selected Interest & Exchange Rates

Weekly Series of Charts

December 3, 1984

Prepared by the
FINANCIAL MARKETS
SECTION

DIVISION OF
INTERNATIONAL FINANCE

BOARD OF GOVERNORS
FEDERAL RESERVE SYSTEM
Washington, D.C. 20551

Table of Contents

TABLES

1. LATEST FIGURES PLOTTED
2. DAILY CERTIFIED SPOT EXCHANGE RATES-- H.10 RELEASE

CHARTS

1. SPOT EXCHANGE RATE INDICES
2. 3-MONTH FORWARD EXCHANGE RATES
3. GOLD PRICE--LONDON
4. CALL MONEY RATES
5. 3-MONTH INTEREST RATES
6. EURO-DOLLAR DEPOSIT RATES
7. SELECTED EURO-DOLLAR AND U.S. MONEY MARKET RATES
8. INTEREST ARBITRAGE: 3-MONTH FUNDS
9. LONG-TERM GOVERNMENT BOND YIELDS
10. INDUSTRIAL STOCK INDICES

SUBSCRIPTION RATES:

Weekly \$15.00 per year or \$.40 each in the United States, its possessions, Canada, and Mexico; 10 or more of the same issue to one address, \$13.50 per year or \$.35 each. Elsewhere, \$20.00 per year or \$.50 each. Address requests to Publications Services, Division of Administrative Services, and make payment remittance payable to the order of the Board of Governors of the Federal Reserve System in a form collectible at par in U.S. Currency.

CHART 1

SPOT EXCHANGE INDICES

DOLLAR PRICES OF FOREIGN CURRENCIES AND WEIGHTED AVERAGE VALUES (THIN LINE)
AVERAGES FOR WEEK ENDING WEDNESDAY

RATIO SCALE
MARCH 1973=100

RATIO SCALE
MARCH 1973=100

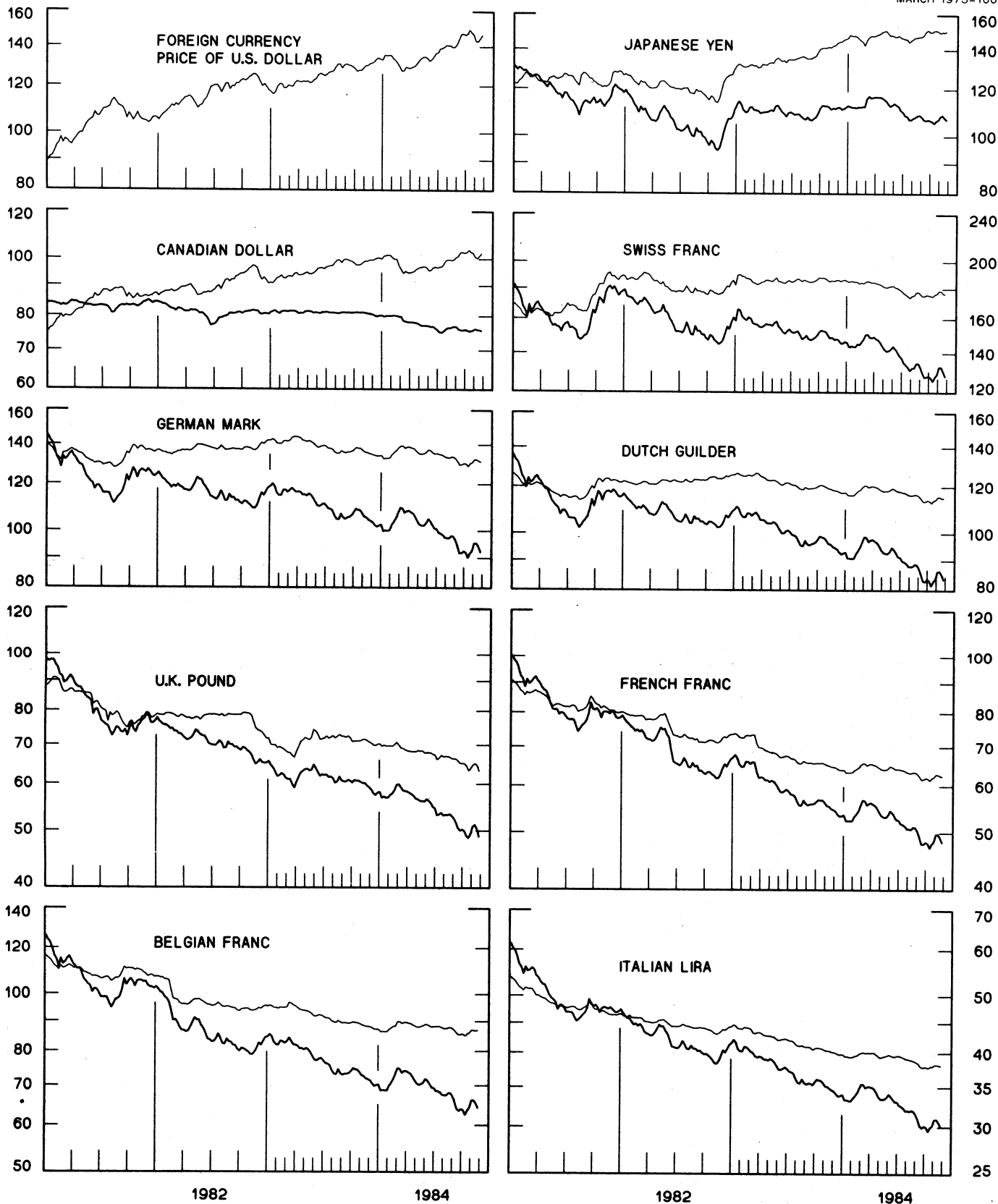


CHART 2
3-MONTH FORWARD EXCHANGE RATES

PREMIUM (+) OR (-)
 AVERAGES FOR WEEK ENDING WEDNESDAY

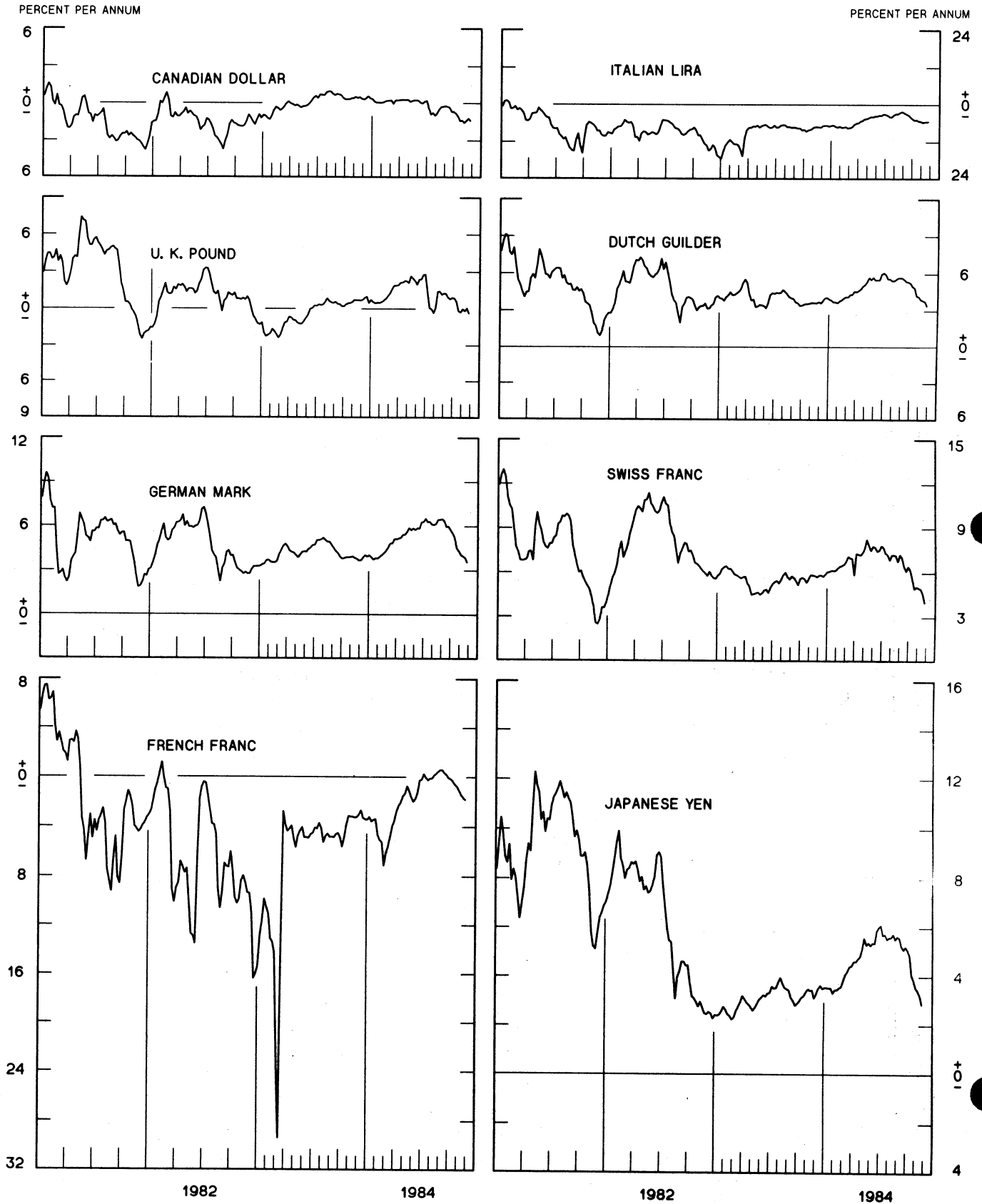


CHART 3
PRICE OF GOLD IN LONDON
AVERAGES FOR WEEK ENDING WEDNESDAY

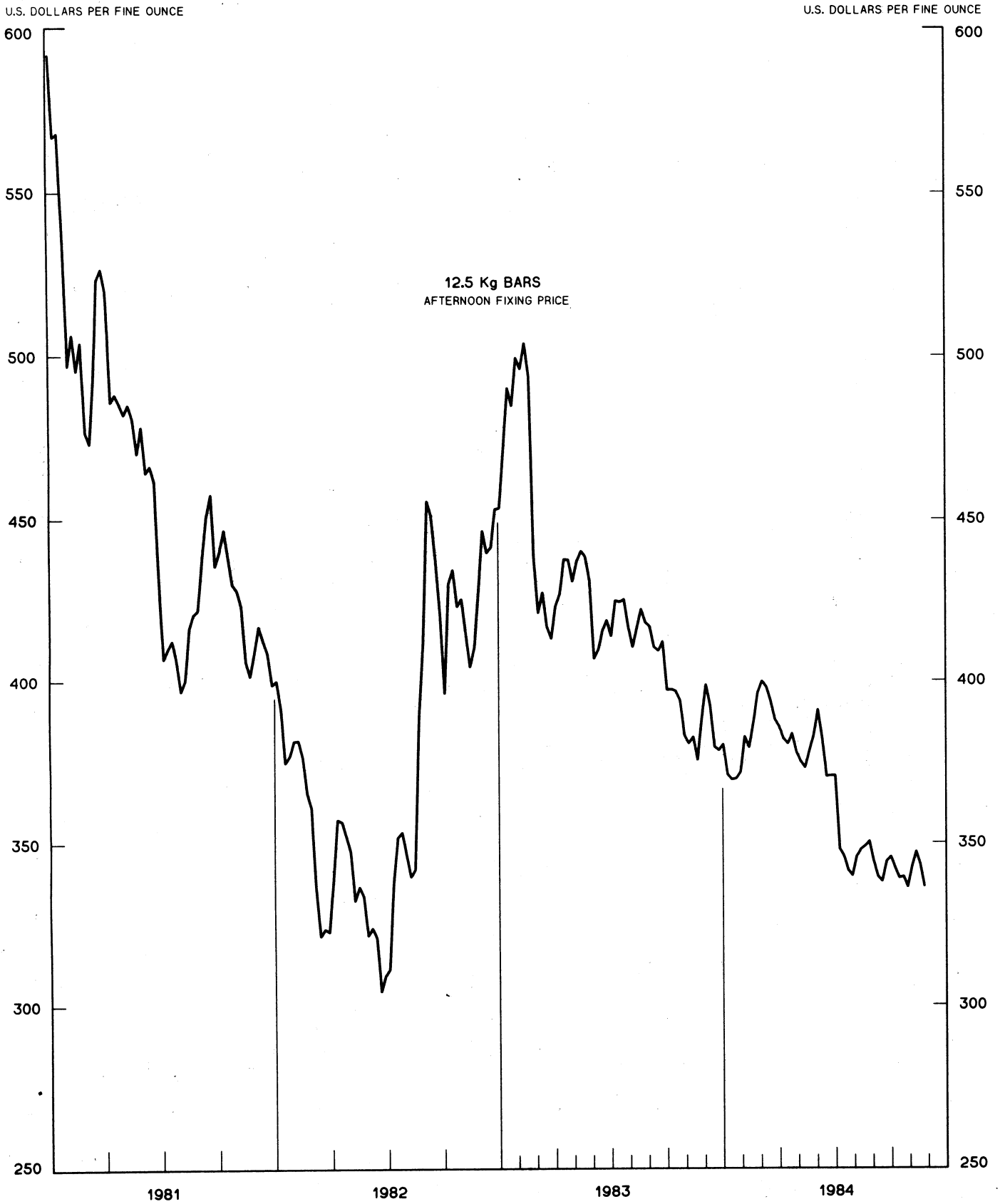


CHART 4
CALL MONEY RATES
 WEEKLY SERIES

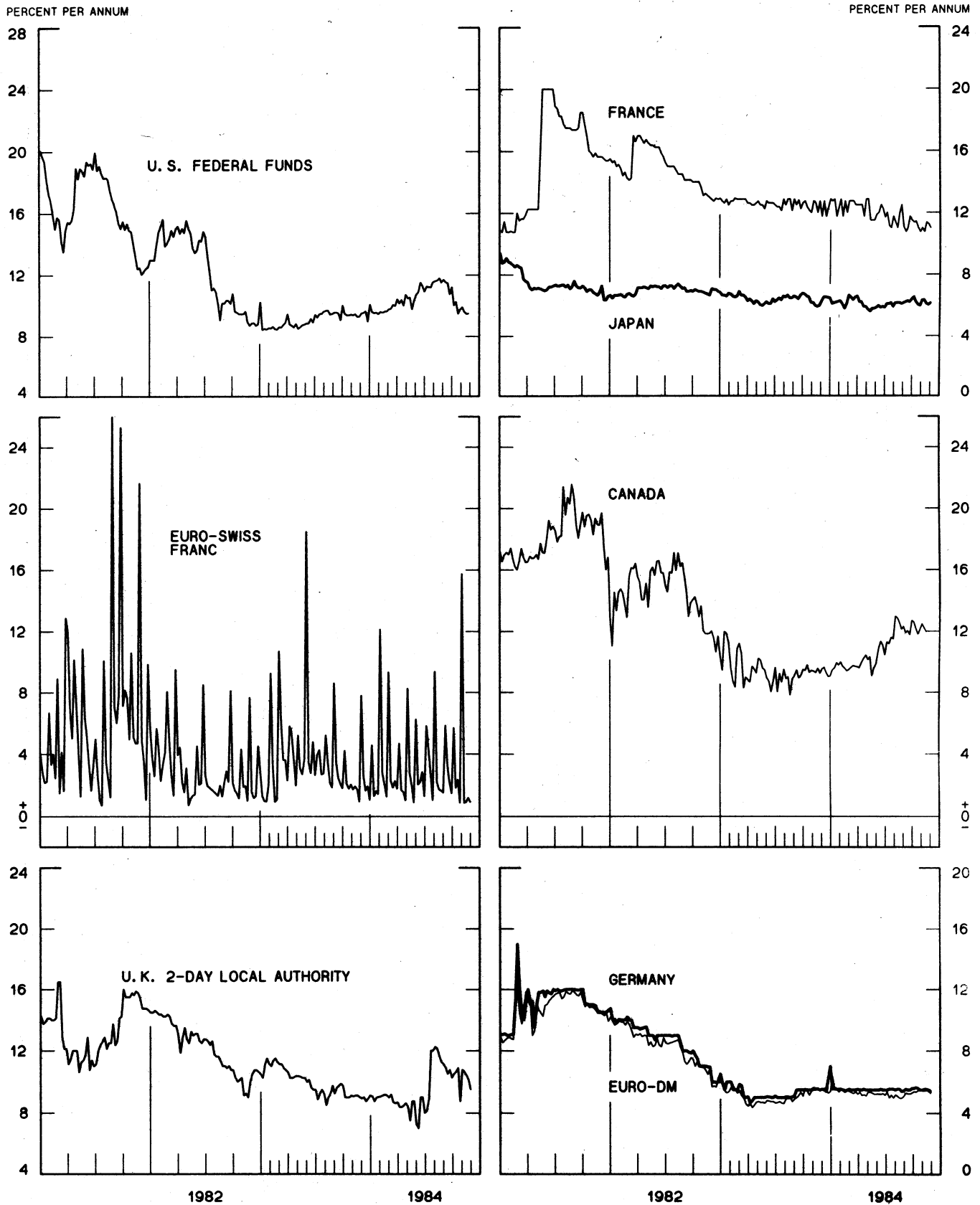


CHART 5
3-MONTH INTEREST RATES
 WEEKLY SERIES

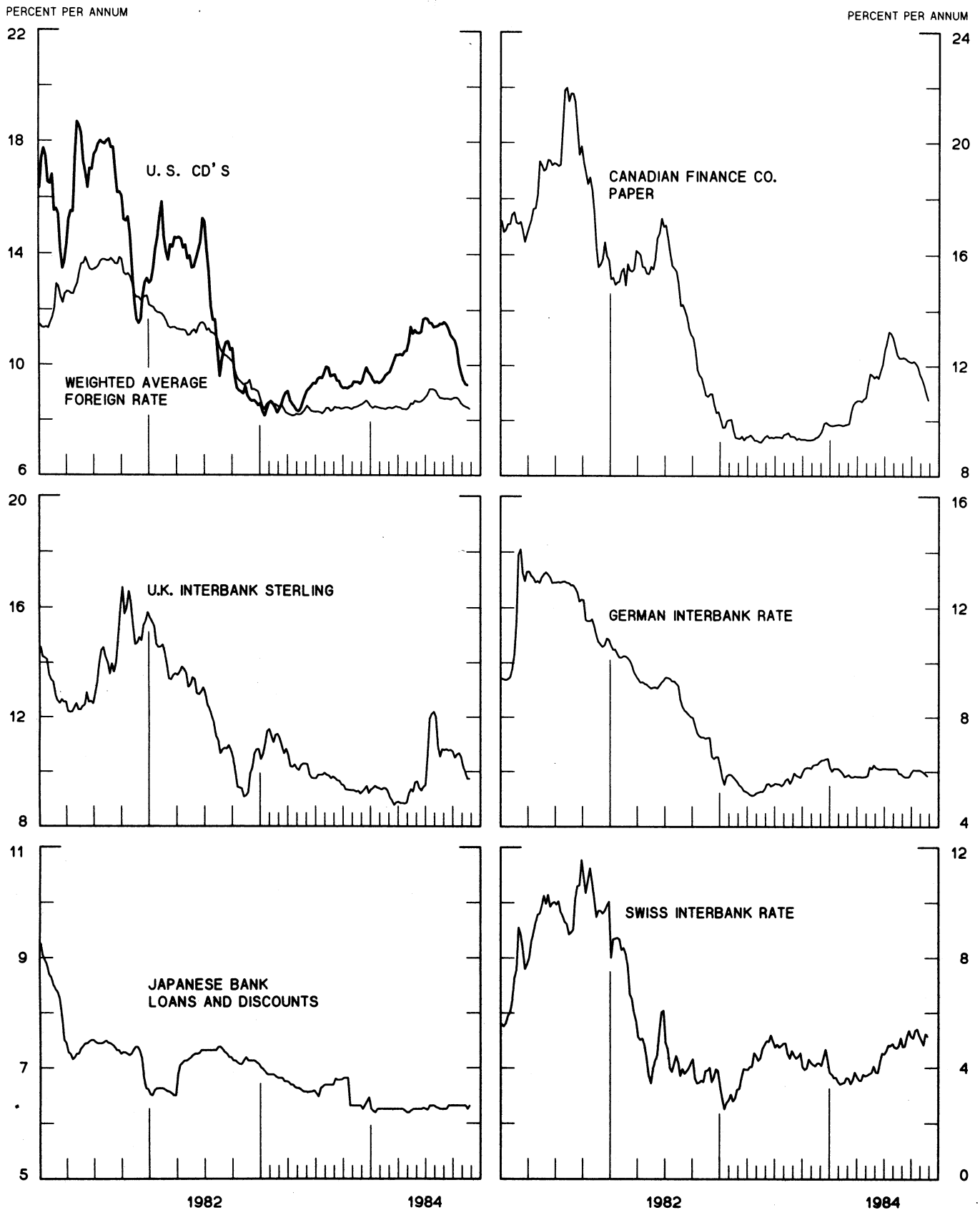
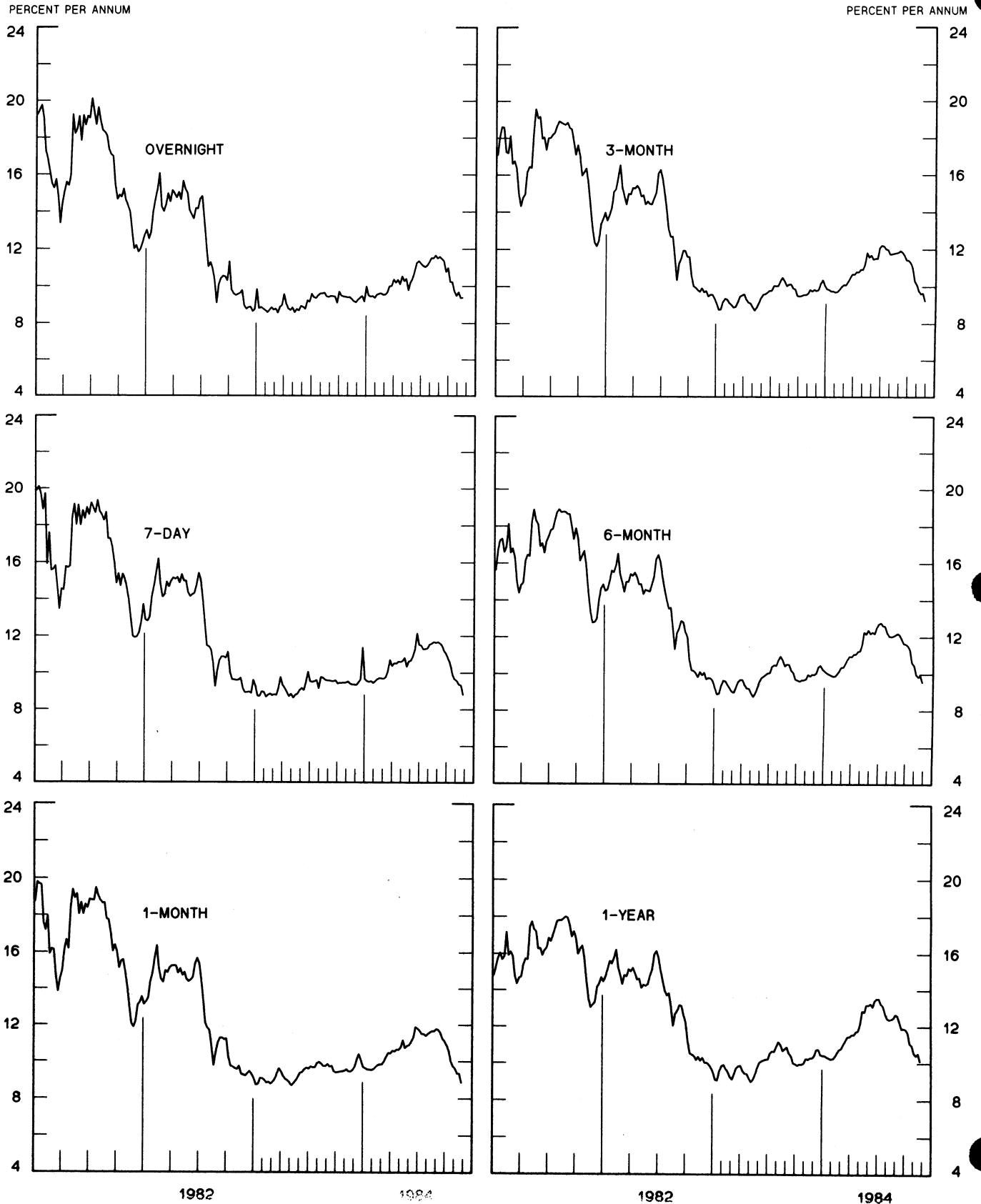


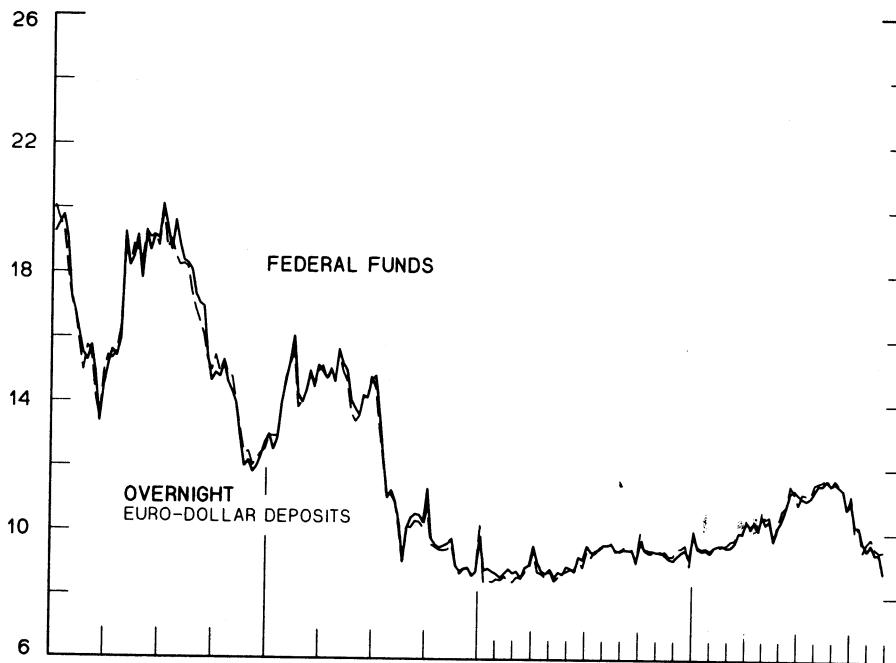
CHART 6
EURO-DOLLAR DEPOSIT RATES LONDON
AVERAGES FOR WEEK ENDING WEDNESDAY



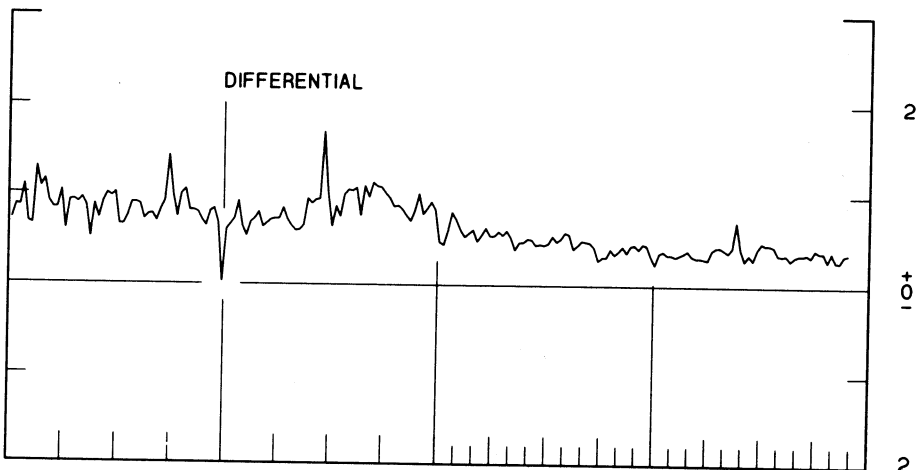
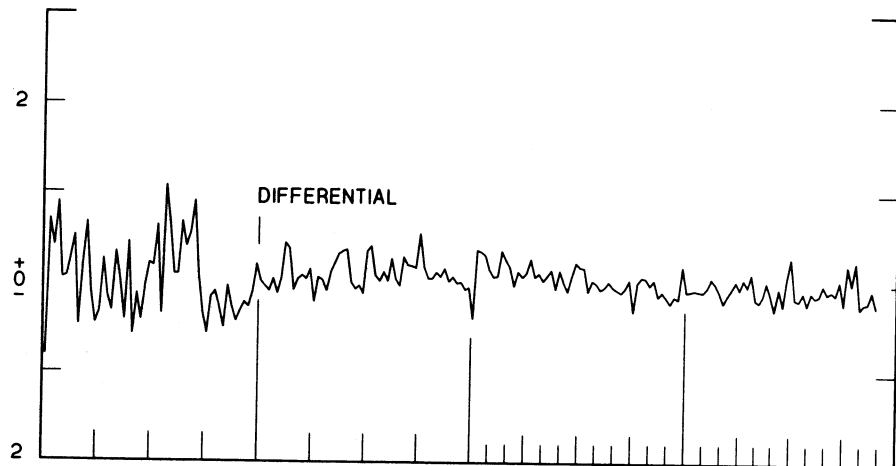
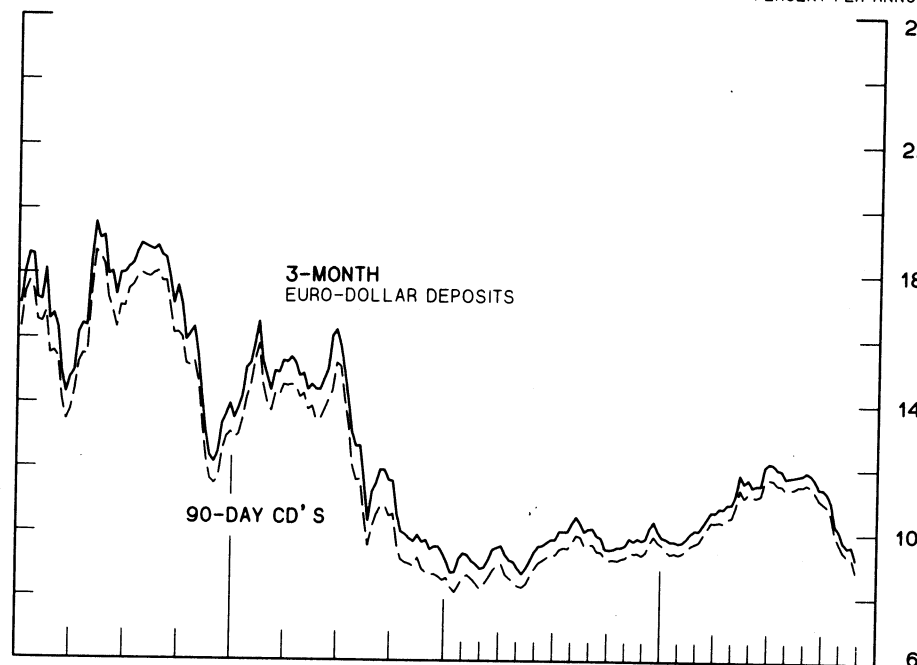
SELECTED EURO-DOLLAR AND U. S. MONEY MARKET RATES

DIFFERENTIAL: PLUS(+), FAVORS BORROWING IN U. S.
AVERAGES FOR WEEK ENDING WEDNESDAY

PERCENT PER ANNUM



PERCENT PER ANNUM



1982

1984

1982

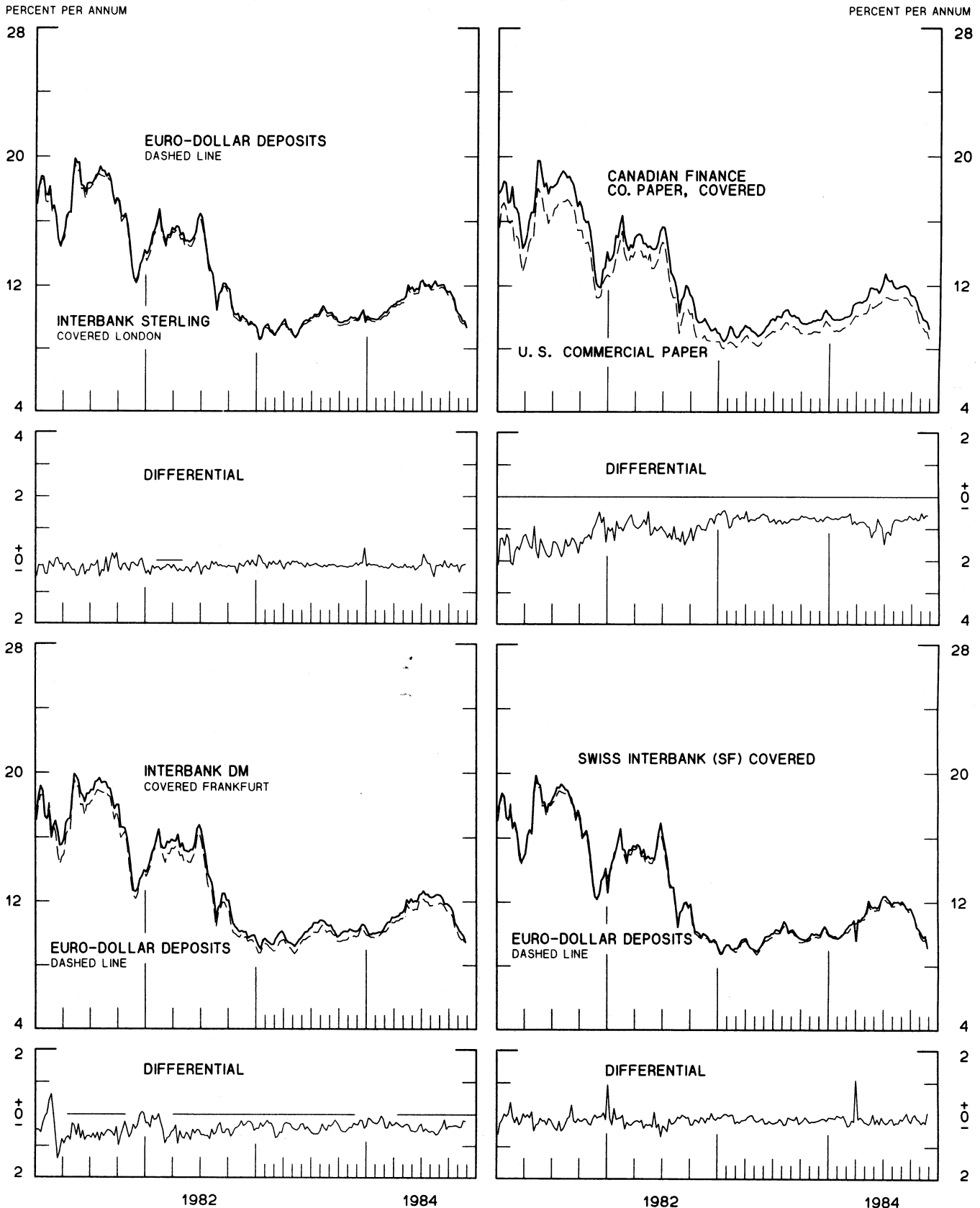
1984

1 PERCENT ON DIFFERENTIAL SCALE = 2 PERCENT ON RATE SCALE

CHART 8

INTEREST ARBITRAGE: 3-MONTH FUNDS

DIFFERENTIAL: PLUS(+), INDICATES FAVOR DOLLAR ASSETS
AVERAGES FOR WEEK ENDING WEDNESDAY



1 PERCENT ON DIFFERENTIAL SCALE = 2 PERCENT ON RATE SCALE

CHART 9
LONG-TERM GOVERNMENT BOND YIELDS
 WEEKLY SERIES

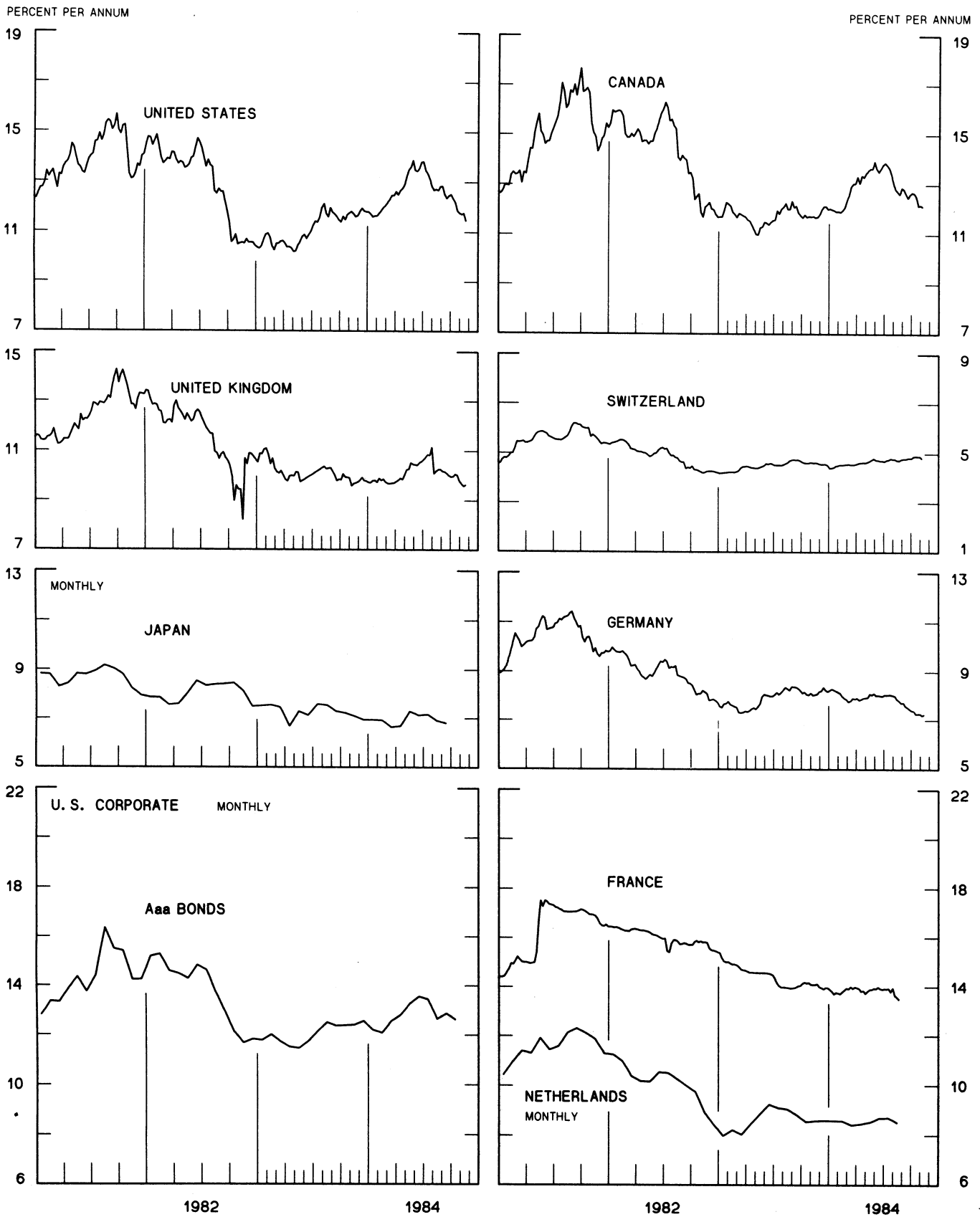
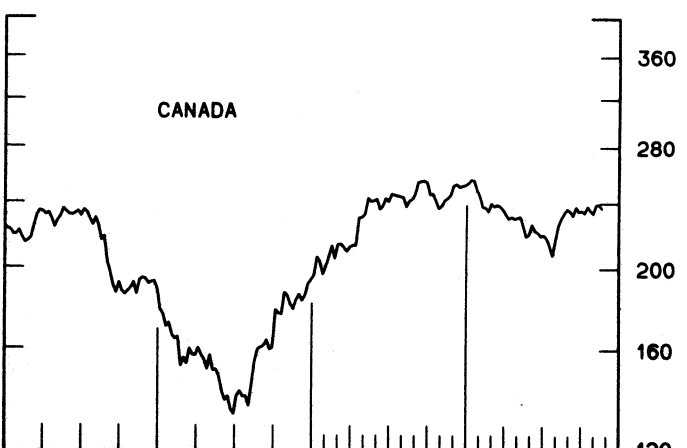
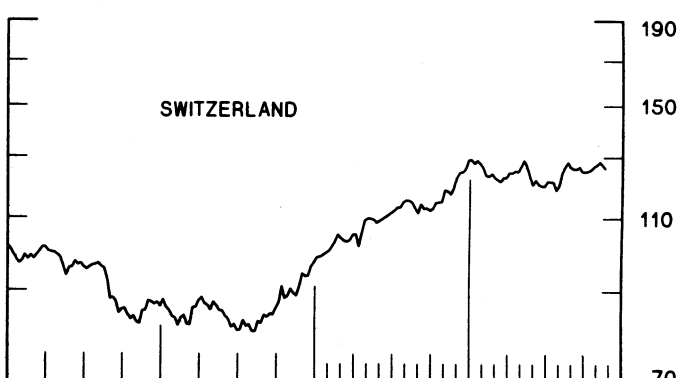
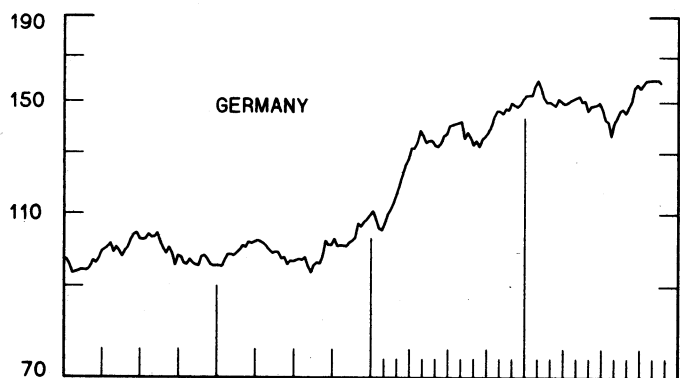
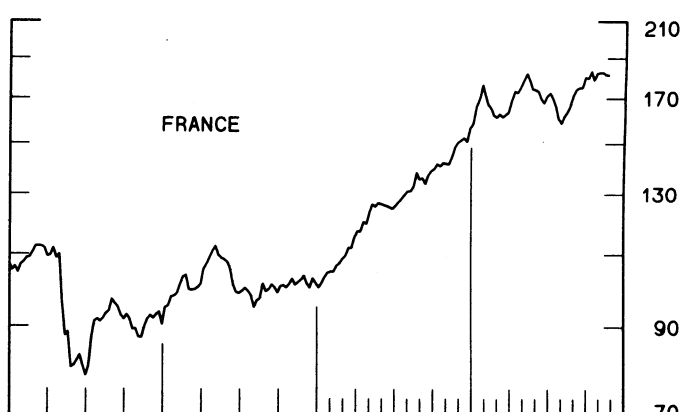
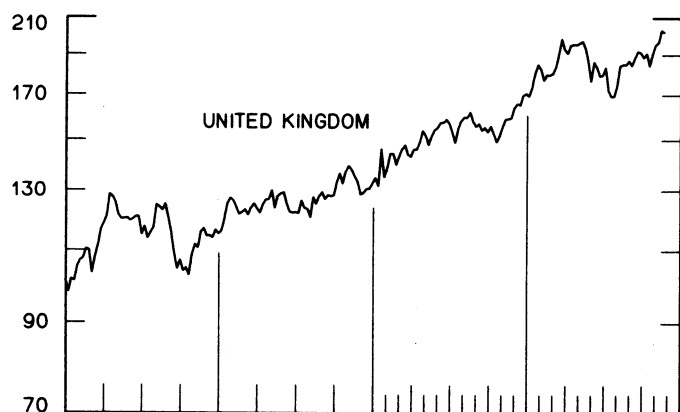
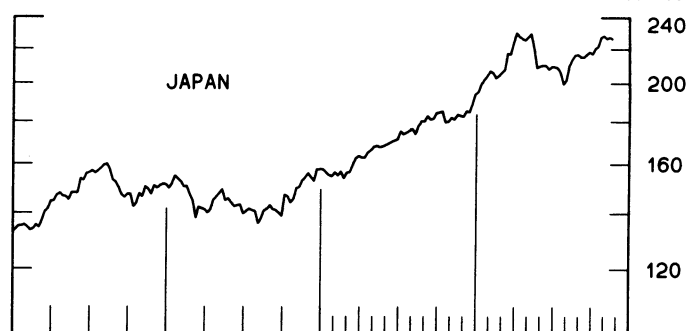
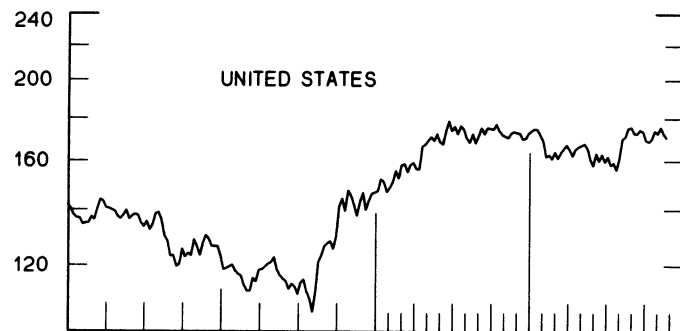


CHART 10
INDUSTRIAL STOCK INDICES
WEEKLY SERIES

RATIO SCALE
1969=100

RATIO SCALE
1969=100



1982

1984

1982

1984

SERIES NAME

LAST VALUE PLOTTED
DATE VALUE

CHART 1. SPOT EXCHANGE RATES AND INDICES

WEEKLY AVERAGES, NOON BUYING RATES (U. S. CENTS)

GERMAN MARK	NOV. 28	32.74
JAPANESE YEN	NOV. 28	0.40717
DUTCH GUILDER	NOV. 28	29.04
U.K. POUND	NOV. 28	120.73
CANADIAN DOLLAR	NOV. 28	75.73
FRENCH FRANC	NOV. 28	10.68
SWISS FRANC	NOV. 28	39.72
BELGIAN FRANC	NOV. 28	1.62727
ITALIAN LIRA	NOV. 28	0.05281
SWEDISH KRONA	NOV. 28	11.47

INDICES, MARCH 1973 BASE RATES = 100

GERMAN MARK	NOV. 28	92.09
JAPANESE YEN	NOV. 28	106.61
DUTCH GUILDER	NOV. 28	83.37
U.K. POUND	NOV. 28	48.83
CANADIAN DOLLAR	NOV. 28	75.48
FRENCH FRANC	NOV. 28	48.14
SWISS FRANC	NOV. 28	127.79
BELGIAN FRANC	NOV. 28	64.12
ITALIAN LIRA	NOV. 28	30.00

WEIGHTED AVERAGE EXCHANGE VALUE INDICES, MAR 1973 = 100
(G-10 COUNTRIES PLUS SWITZERLAND)

U.S. DOLLAR	NOV. 28	146.48
GERMAN MARK	NOV. 28	131.01
JAPANESE YEN	NOV. 28	150.53
DUTCH GUILDER	NOV. 28	114.81
U.K. POUND	NOV. 28	63.15
CANADIAN DOLLAR	NOV. 28	102.30
FRENCH FRANC	NOV. 28	62.36
SWISS FRANC	NOV. 28	176.45
BELGIAN FRANC	NOV. 28	86.91
ITALIAN LIRA	NOV. 28	38.06
SWEDISH KRONA	NOV. 28	68.02

CHART 2. 3-MONTH FORWARD EXCHANGE RATES, PREMIUM OR DISCOUNT

CANADIAN DOLLAR	NOV. 28	-1.44
U.K. POUND	NOV. 28	-0.39
GERMAN MARK	NOV. 28	3.54
FRENCH FRANC	NOV. 28	-1.85
SWISS FRANC	NOV. 28	3.95
DUTCH GUILDER	NOV. 28	3.37
JAPANESE YEN	NOV. 28	2.85
ITALIAN LIRA	NOV. 28	-5.44

SERIES NAME	LAST VALUE PLOTTED	
	DATE	VALUE
CHART 3. GOLD PRICE IN LONDON, AFTERNOON FIXING		
U.S. DOLLARS PER FINE OUNCE	NOV. 28	336.45
CHART 4. CALL MONEY RATES		
U.S. FEDERAL FUNDS	NOV. 28	9.47
OVERNIGHT EURO-DOLLAR DEPCSITS	NOV. 28	8.76
U.K.	NOV. 30	9.50
CANADA	NOV. 16	11.96
GERMANY	NOV. 30	5.40
EURO-DM	NOV. 30	5.29
JAPAN	NOV. 30	6.13
FRANCE	NOV. 30	11.00
NETHERLANDS	JAN. 1	10.30
EURO-SWISS FRANC	NOV. 30	0.88
CHART 5. 3-MONTH INTEREST RATES		
U.S. 90-DAY CD'S, SECONDARY MARKET	NOV. 28	8.84
GERMAN INTERBANK LOAN	NOV. 28	5.83
JAPANESE BANK LOANS & DISCOUNTS	NOV. 28	6.31
CANADIAN FINANCE PAPER	NOV. 28	10.75
INTERBANK STERLING	NOV. 28	9.73
SWISS INTERBANK LOAN	NOV. 28	5.13
WEIGHTED AVERAGE FOREIGN INTEREST RATE (G-10 COUNTRIES PLUS SWITZERLAND)	NOV. 28	8.41
CHART 6. EURO-DOLLAR DEPOSIT RATES: LONDON		
OVERNIGHT	NOV. 28	8.76
7-DAY	NOV. 28	8.80
1-MONTH	NOV. 28	8.84
3-MONTH	NOV. 28	9.21
6-MONTH	NOV. 28	9.55
1-YEAR	NOV. 28	10.10
CHART 7. SELECTED EURO-DOLLAR AND U.S. MONEY MARKET RATES		
OVERNIGHT EURO-DOLLAR DEPCSITS	NOV. 28	8.76
U.S. FEDERAL FUNDS	NOV. 28	9.47
DIFFERENTIAL ADJ. FOR RESERVE REQUIREMENTS	NOV. 28	-0.24
3-MONTH EURO-DOLLAR DEPOSIT RATE	NOV. 28	9.21
U.S. 90-DAY CD'S, SECONDARY MARKET	NOV. 28	8.84
DIFFERENTIAL	NOV. 28	0.37

SERIES NAME

LAST VALUE PLOTTED
DATE VALUE

CHART 8. INTEREST ARBITRAGE, 3-MONTH FUNDS

EURO-DOLLAR DEPOSIT	NOV. 28	9.21
INTERBANK STERLING (LONDON), COVERED	NOV. 28	9.33
DIFFERENTIAL	NOV. 28	-0.12
U.S. COMMERCIAL PAPER	NOV. 28	8.68
CANADIAN FINANCE PAPER, COVERED	NOV. 28	9.27
DIFFERENTIAL	NOV. 28	-0.59
EURO-DOLLAR DEPCISIT	NOV. 28	9.21
INTERBANK DM (FRANKFURT), COVERED	NOV. 28	9.42
DIFFERENTIAL	NOV. 28	-0.20
EURO-DOLLAR DEPOSIT	NOV. 28	9.21
SWISS INTERBANK, COVERED	NOV. 28	9.12
DIFFERENTIAL	NOV. 28	0.09

CHART 9. LONG TERM GOVERMENT BOND YIELDS

UNITED STATES	NOV. 23	11.44
GERMANY	NOV. 16	7.24
JAPAN (MONTHLY)	OCT.	6.61
SWITZERLAND	NOV. 9	4.81
CANADA	NOV. 9	12.13
FRANCE	AUG. 24	13.49
NETHERLANDS (MONTHLY)	AUG.	8.50
UNITED KINGDOM	NOV. 23	9.64

U.S. CORPORATE

AAA BONDS	OCT.	12.63
EURO-DOLLAR BONDS	NOV.	10.29

CHART 10. STOCK INDICES

UNITED STATES	NOV. 21	170.52
UNITED KINGDOM	NOV. 21	201.98
CANADA	NOV. 21	236.30
GERMANY	NOV. 21	158.10
SWITZERLAND	NOV. 21	126.00
NETHERLANDS	NOV. 21	164.42
FRANCE	NOV. 21	181.22
JAPAN	NOV. 21	226.11

FEDERAL RESERVE statistical release



H.10 (512)

NOVEMBER 30, 1984

FOREIGN EXCHANGE RATES

FOR THE WEEK ENDING NOVEMBER 30, 1984

The Board of Governors of the Federal Reserve System is advised that the Federal Reserve Bank of New York has certified for customs purposes the following noon buying rates in New York City for cable transfers payable in foreign currencies:

COUNTRY	MONETARY UNIT	(CURRENCY UNITS PER DOLLAR)				
		NOV. 26	NOV. 27	NOV. 28	NOV. 29	NOV. 30
*AUSTRALIA	DOLLAR	85.33	85.65	85.89	86.07	85.72
AUSTRIA	SCHILLING	21.523	21.470	21.585	21.660	21.830
BELGIUM	FRANC	61.640	61.560	61.820	61.950	62.500
BRAZIL	CRUZEIRO	2828.00	2828.00	2828.00	2828.00	2881.00
CANADA	DOLLAR	1.3194	1.3211	1.3236	1.3223	1.3242
CHINA, P. R.	YUAN	2.7625	2.7943	2.7943	2.7943	2.7953
DENMARK	KRONE	11.0390	11.0000	11.0450	11.0475	11.1860
FINLAND	MARKKA	6.3860	6.3680	6.3900	6.3825	6.4545
FRANCE	FRANC	9.3790	9.3575	9.4100	9.4310	9.5250
GERMANY	D. MARK	3.0620	3.0547	3.0715	3.0785	3.1100
GREECE	DRACHMA	126.150	125.620	126.300	126.300	126.700
HONG KONG	DOLLAR	7.8280	7.8270	7.8280	7.8280	7.8265
INDIA	RUPEE	12.1500	12.1500	12.1500	12.1500	12.2900
*IRELAND	POUND	101.47	101.70	101.30	101.10	100.00
ISRAEL	SHEKEL	NA	NA	NA	NA	NA
ITALY	LIRA	1896.00	1892.00	1904.00	1905.00	1919.00
JAPAN	YEN	246.15	245.40	245.45	245.80	247.50
MALAYSIA	RINGGIT	2.4130	2.4110	2.4110	2.4100	2.4125
MEXICO	PESO	211.5000	211.0000	211.5000	211.7500	213.1000
NETHERLANDS	GUILDER	3.4555	3.4460	3.4660	3.4720	3.5030
*NEW ZEALAND	DOLLAR	48.730	48.850	48.770	48.800	48.700
NORWAY	KRONE	8.8920	8.8555	8.8800	8.8750	8.9735
PHILIPPINES	PESO	NA	NA	NA	NA	NA
PORTUGAL	ESCUDO	166.000	165.500	165.500	165.500	167.000
SINGAPORE	DOLLAR	2.1695	2.1680	2.1695	2.1665	2.1685
*SOUTH AFRICA	RAND	54.85	54.65	53.75	54.00	53.80
SOUTH KOREA	WON	821.80	822.80	822.10	823.10	823.20
SPAIN	PESETA	171.400	171.200	171.650	172.550	172.600
SRI LANKA	RUPEE	26.135	26.135	26.152	26.152	26.152
SWEDEN	KRONA	8.7415	8.7230	8.7400	8.7440	8.8400
SWITZERLAND	FRANC	2.5250	2.5230	2.5210	2.5285	2.5550
TAIWAN	DOLLAR	39.500	39.480	39.500	39.520	39.530
THAILAND	BAHT	27.000	27.050	27.050	27.050	27.050
*UNITED KINGDOM	POUND	119.95	120.87	120.10	120.15	119.70
VENEZUELA	BOLIVAR	NA	NA	NA	NA	NA
MEMO:						
*UNITED STATES	DOLLAR	147.64	147.26	147.88	148.06	149.21

#INDEX OF WEIGHTED AVERAGE EXCHANGE VALUE OF U.S. DOLLAR AGAINST CURRENCIES OF OTHER G-11 COUNTRIES. MARCH 1973 = 100. WEIGHTS ARE 1972-76 GLOBAL TRADE OF EACH OF THE 10 COUNTRIES. SERIES REVISED AS OF AUGUST 1978. FOR DESCRIPTION AND BACK DATA, SEE "INDEX OF THE WEIGHTED-AVERAGE EXCHANGE VALUE OF THE U.S. DOLLAR: REVISION" ON PAGE 700 OF THE AUGUST 1978 FEDERAL RESERVE BULLETIN.

*VALUE IS U.S. CENTS