

(516/517)

DATA FILE
LIBRARY
FEDERAL RESERVE BANK
OF CHICAGO

LIBRARY

APR 01 1985

FEDERAL RESERVE
BANK OF CHICAGO

Selected Interest & Exchange Rates

Weekly Series of Charts

November 26, 1984

Prepared by the
FINANCIAL MARKETS
SECTION

DIVISION OF
INTERNATIONAL FINANCE

BOARD OF GOVERNORS
FEDERAL RESERVE SYSTEM
Washington, D.C. 20551

Table of Contents

TABLES

1. LATEST FIGURES PLOTTED
2. DAILY CERTIFIED SPOT EXCHANGE RATES--H.10 RELEASE

CHARTS

1. SPOT EXCHANGE RATE INDICES
2. 3-MONTH FORWARD EXCHANGE RATES
3. GOLD PRICE--LONDON
4. CALL MONEY RATES
5. 3-MONTH INTEREST RATES
6. EURO-DOLLAR DEPOSIT RATES
7. SELECTED EURO-DOLLAR AND U.S. MONEY MARKET RATES
8. INTEREST ARBITRAGE: 3-MONTH FUNDS
9. LONG-TERM GOVERNMENT BOND YIELDS
10. INDUSTRIAL STOCK INDICES

SUBSCRIPTION RATES:

Weekly \$15.00 per year or \$.40 each in the United States, its possessions, Canada, and Mexico; 10 or more of the same issue to one address, \$13.50 per year or \$.35 each. Elsewhere, \$20.00 per year or \$.50 each. Address requests to Publications Services, Division of Administrative Services, and make payment remittance payable to the order of the Board of Governors of the Federal Reserve System in a form collectible at par in U.S. Currency.




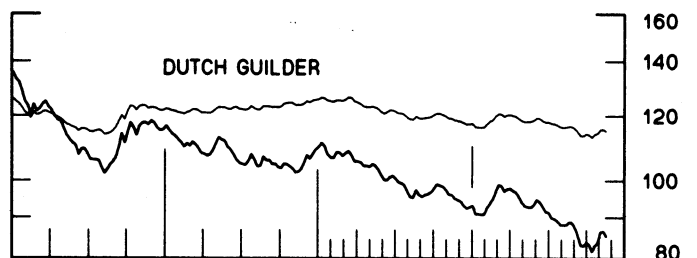
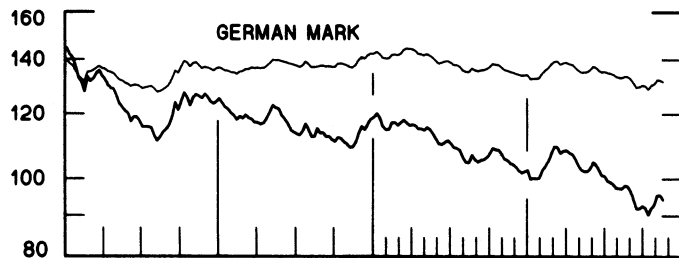
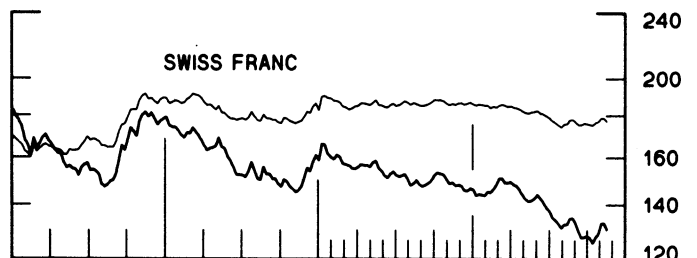
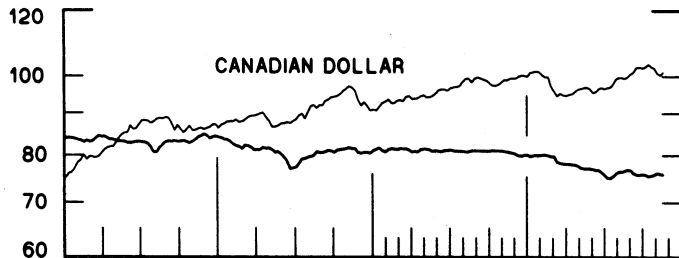
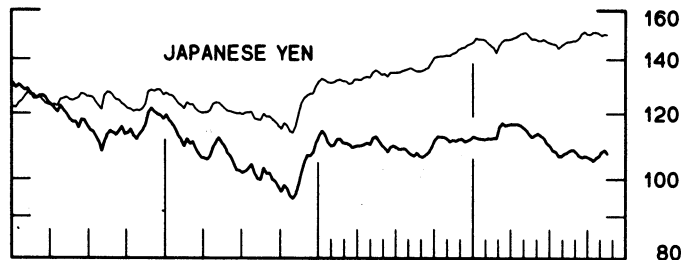
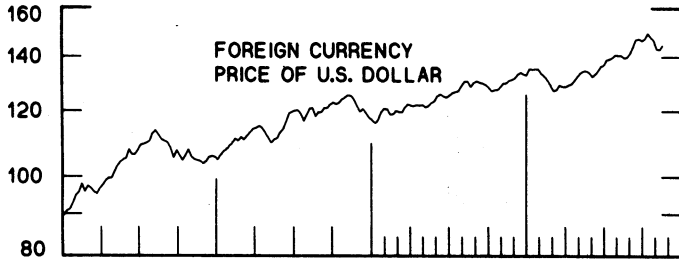
CHART 1

SPOT EXCHANGE INDICES

DOLLAR PRICES OF FOREIGN CURRENCIES AND WEIGHTED AVERAGE VALUES (THIN LINE)
AVERAGES FOR WEEK ENDING WEDNESDAY

RATIO SCALE
MARCH 1973=100

RATIO SCALE
MARCH 1973=100



1982

1984

1982

1984

CHART 2
3-MONTH FORWARD EXCHANGE RATES

PREMIUM (+) OR (-)
 AVERAGES FOR WEEK ENDING WEDNESDAY

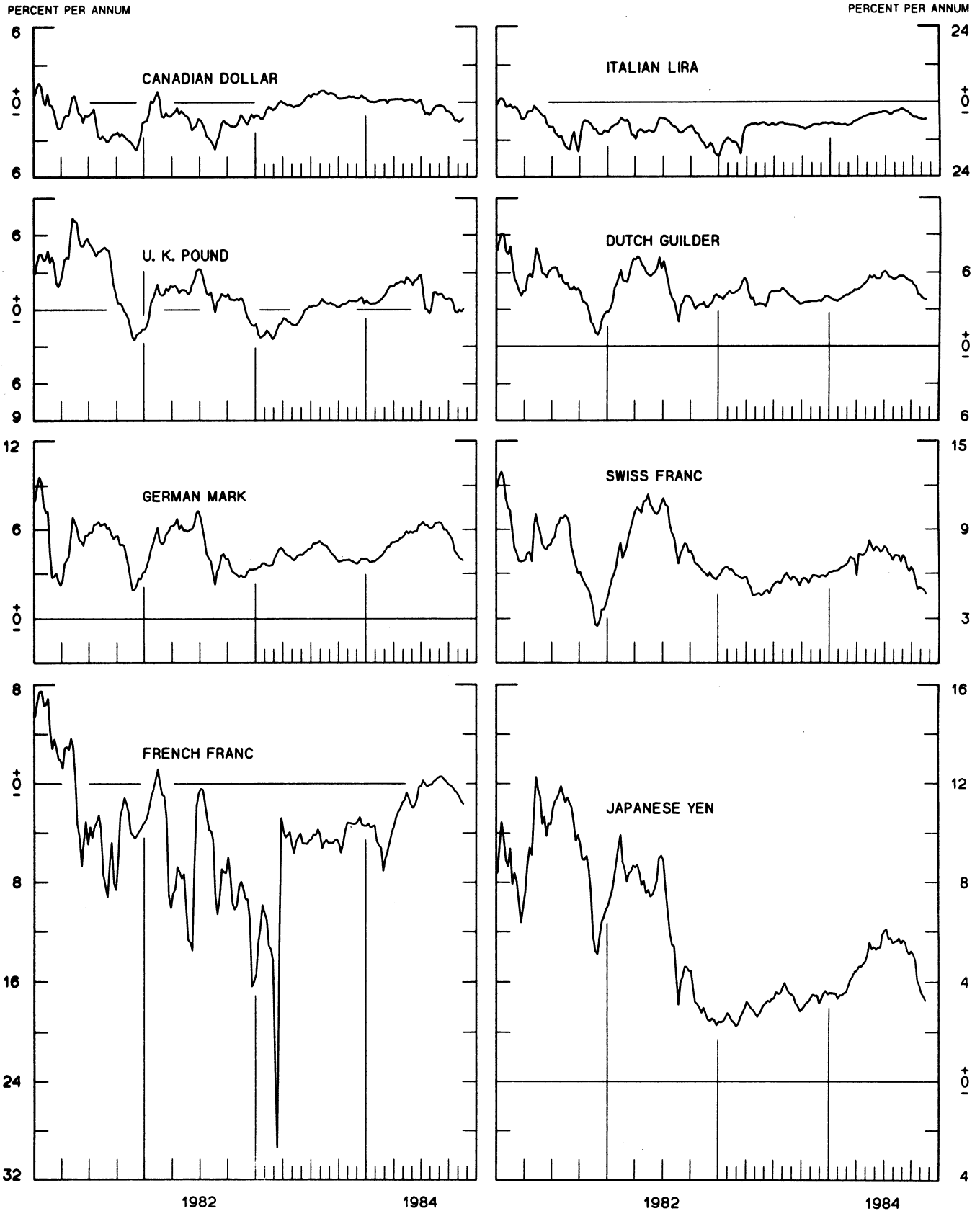


CHART 3
PRICE OF GOLD IN LONDON
AVERAGES FOR WEEK ENDING WEDNESDAY

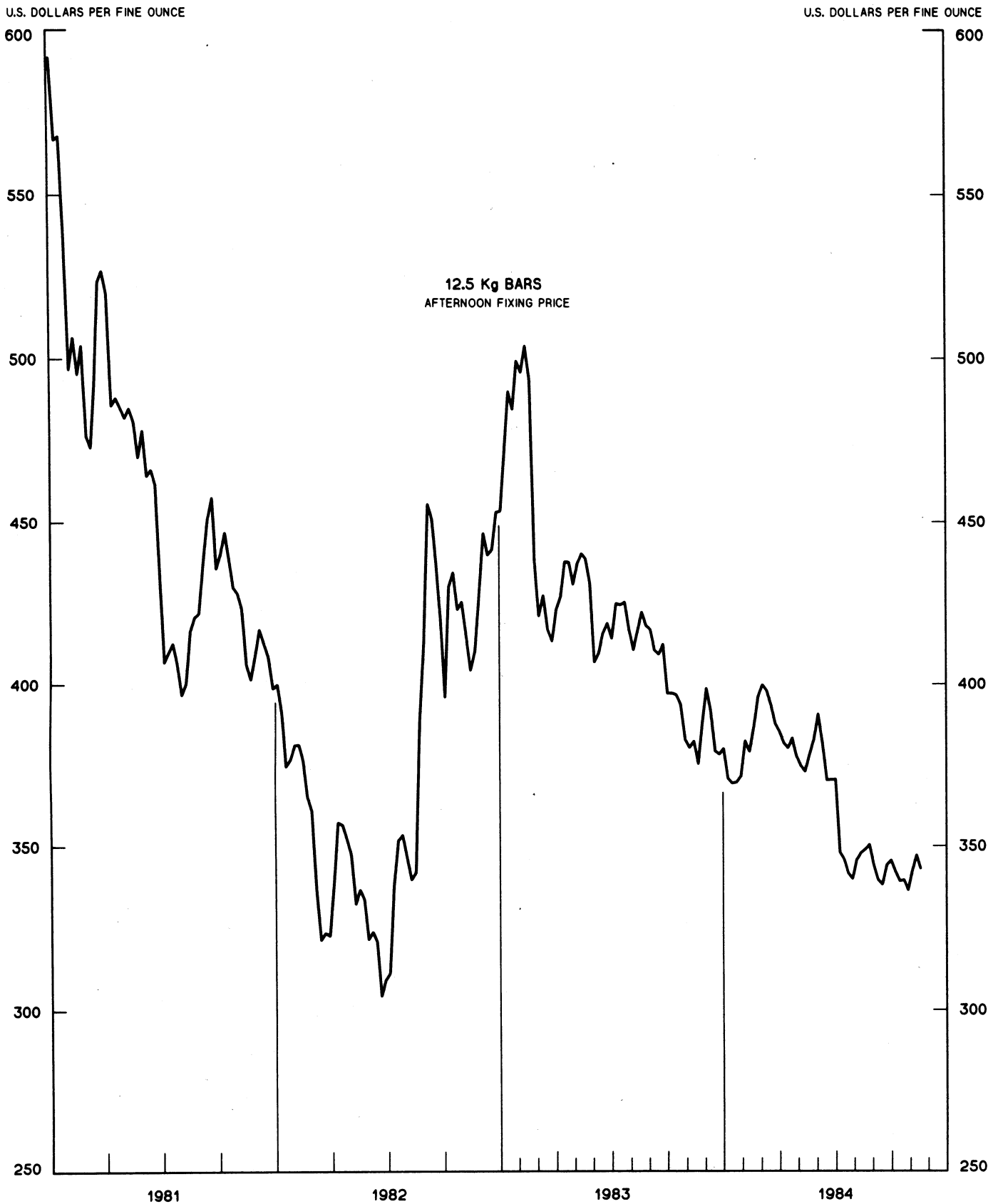


CHART 4
CALL MONEY RATES
 WEEKLY SERIES

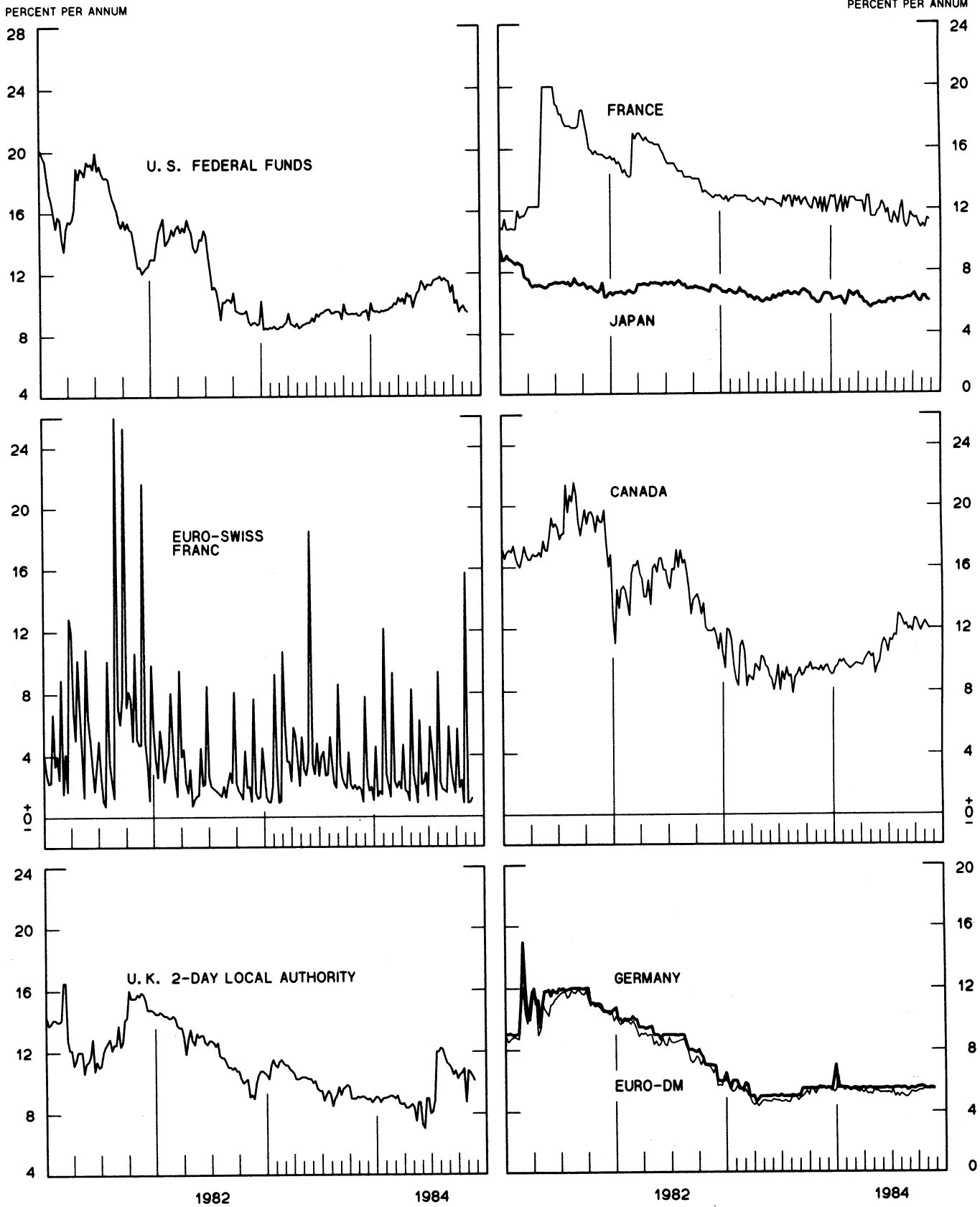


CHART 5
3-MONTH INTEREST RATES
 WEEKLY SERIES

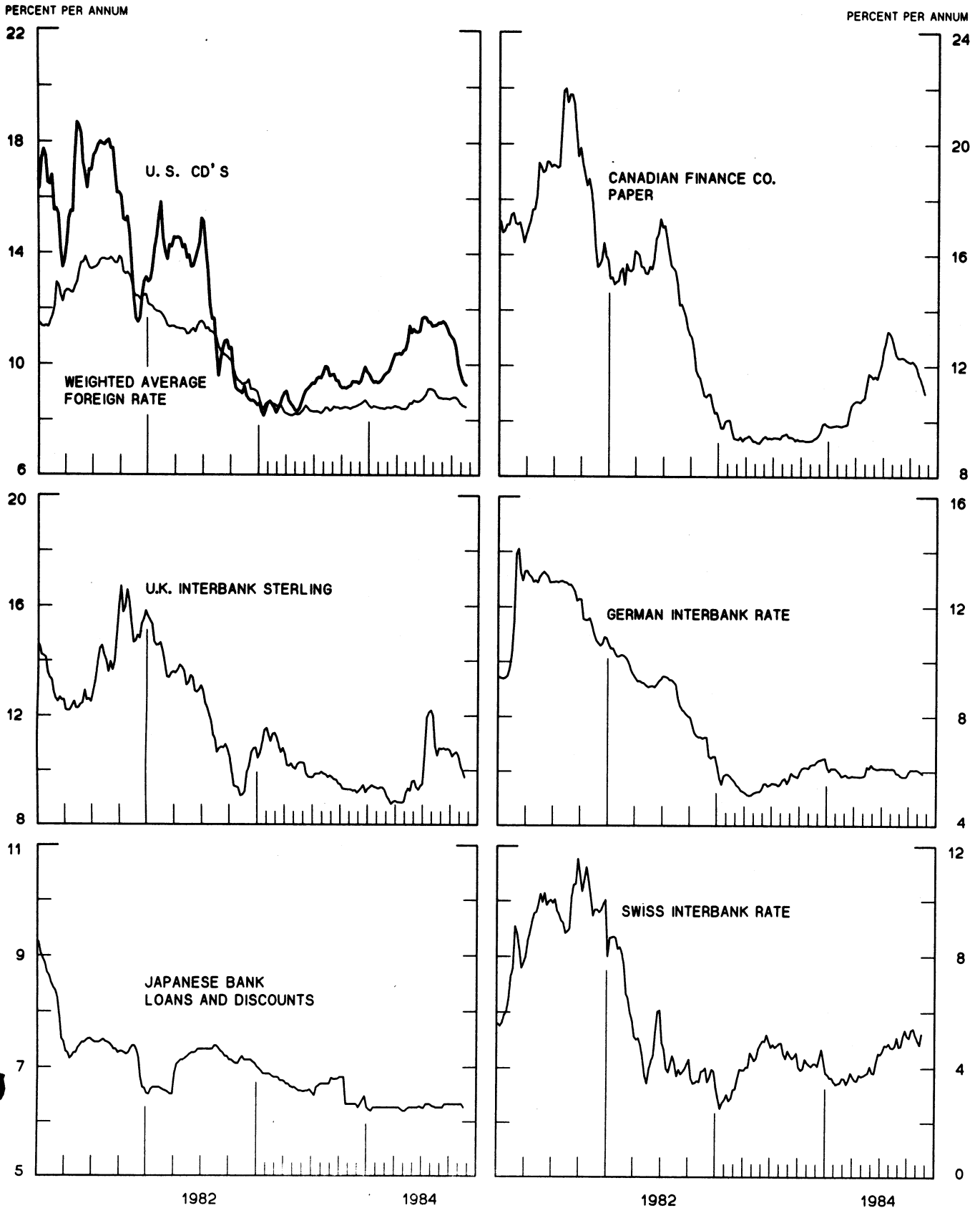
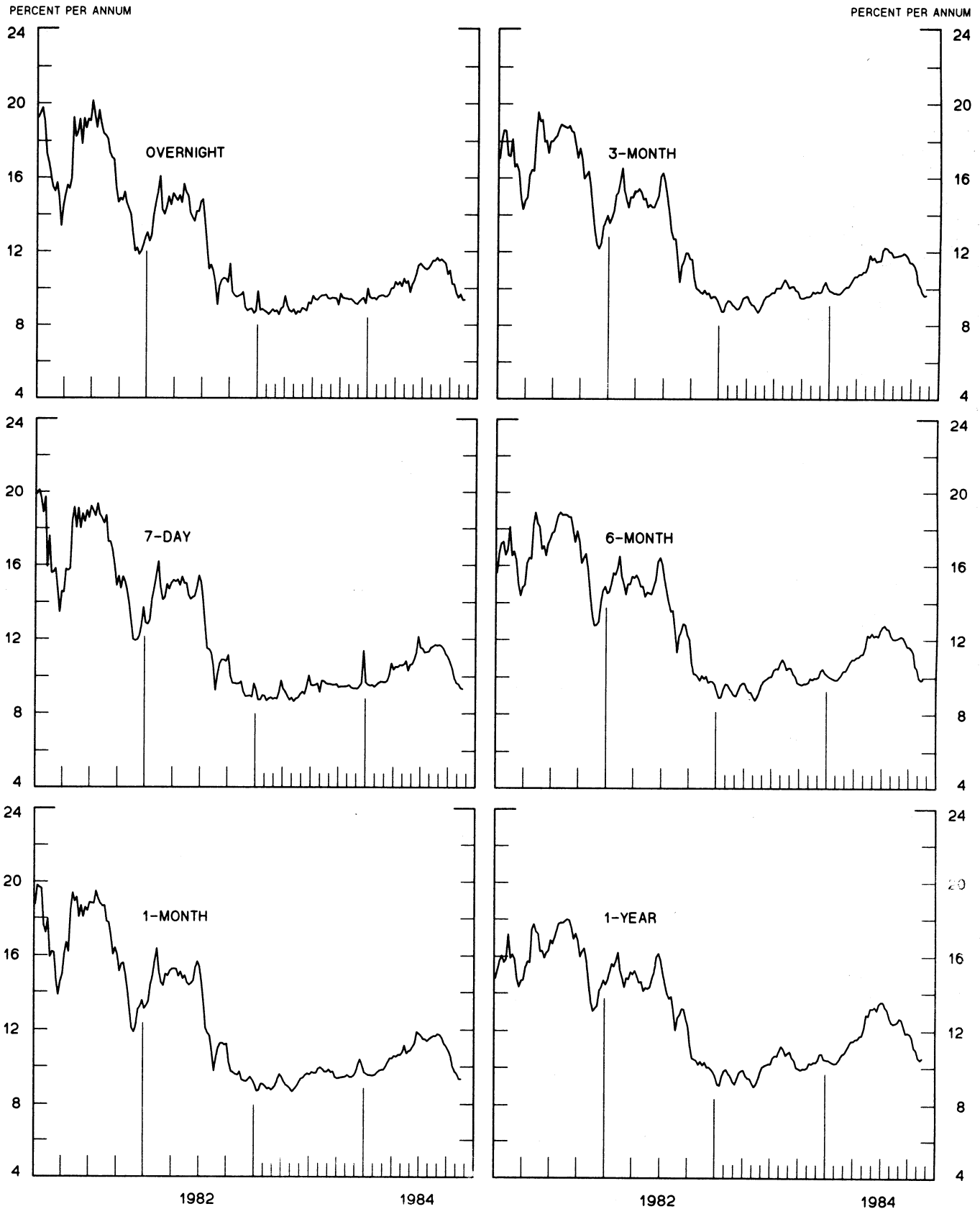


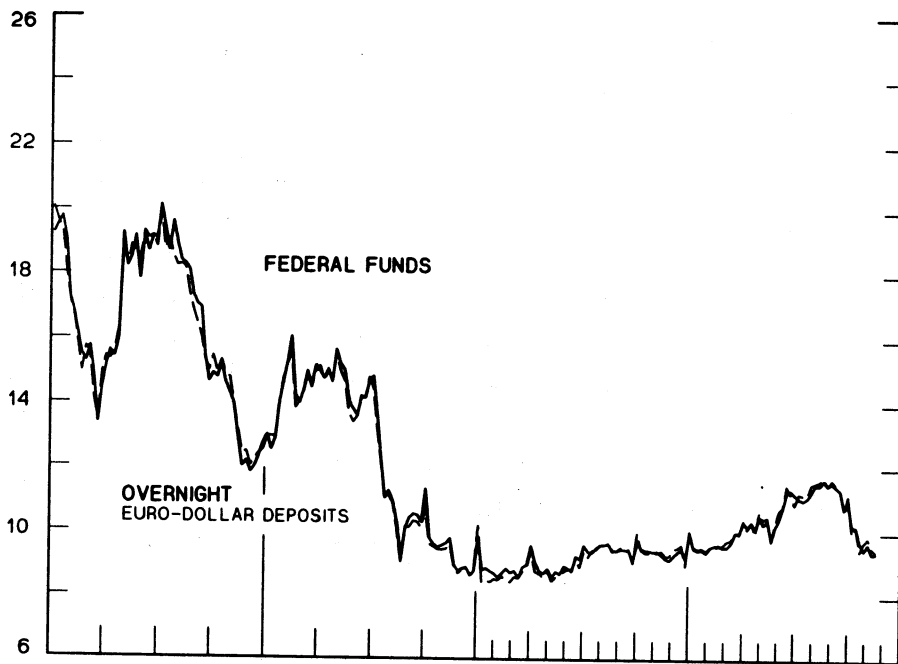
CHART 6
EURO-DOLLAR DEPOSIT RATES LONDON
AVERAGES FOR WEEK ENDING WEDNESDAY



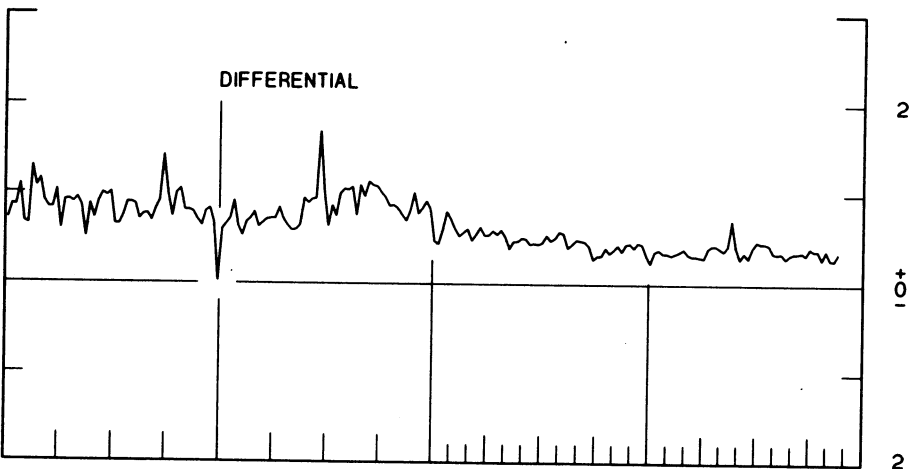
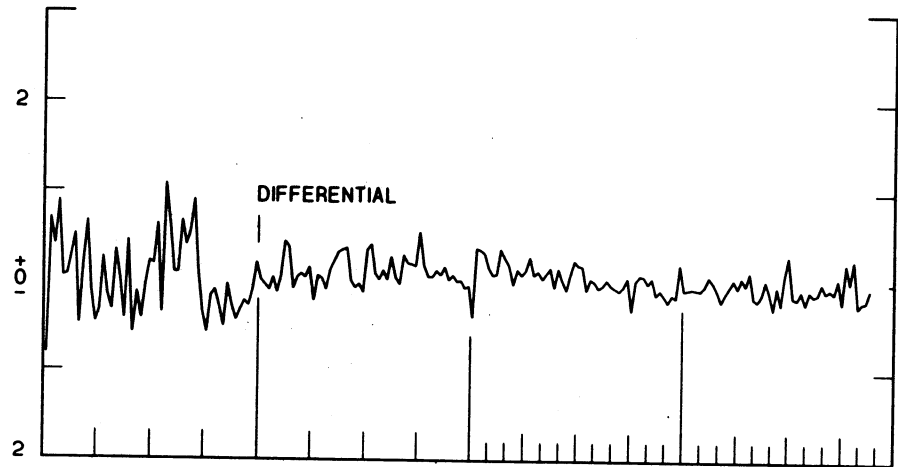
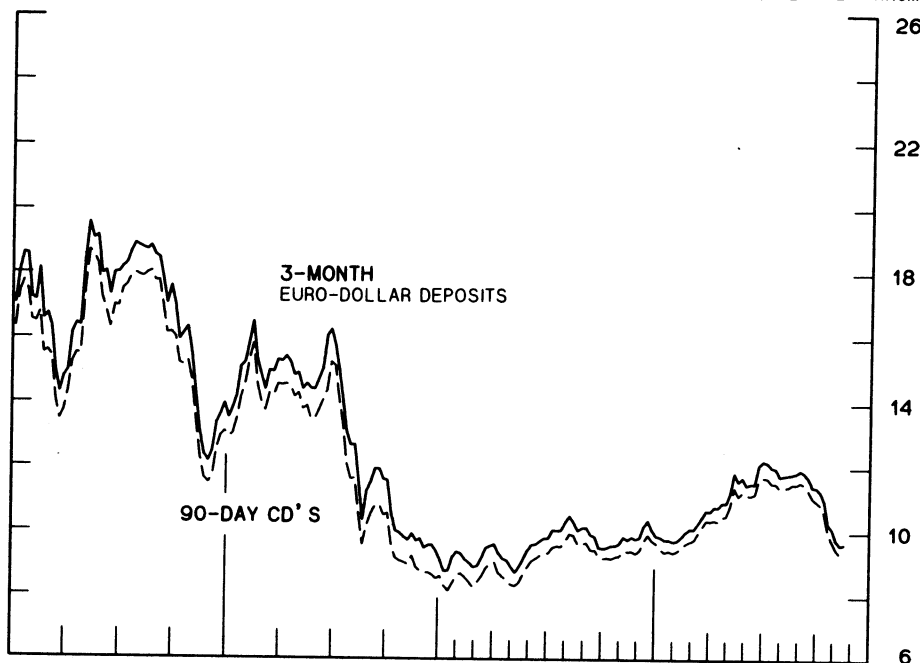
SELECTED EURO-DOLLAR AND U. S. MONEY MARKET RATES

DIFFERENTIAL: PLUS(+), FAVORS BORROWING IN U. S.
AVERAGES FOR WEEK ENDING WEDNESDAY

PERCENT PER ANNUM



PERCENT PER ANNUM



1982

1984

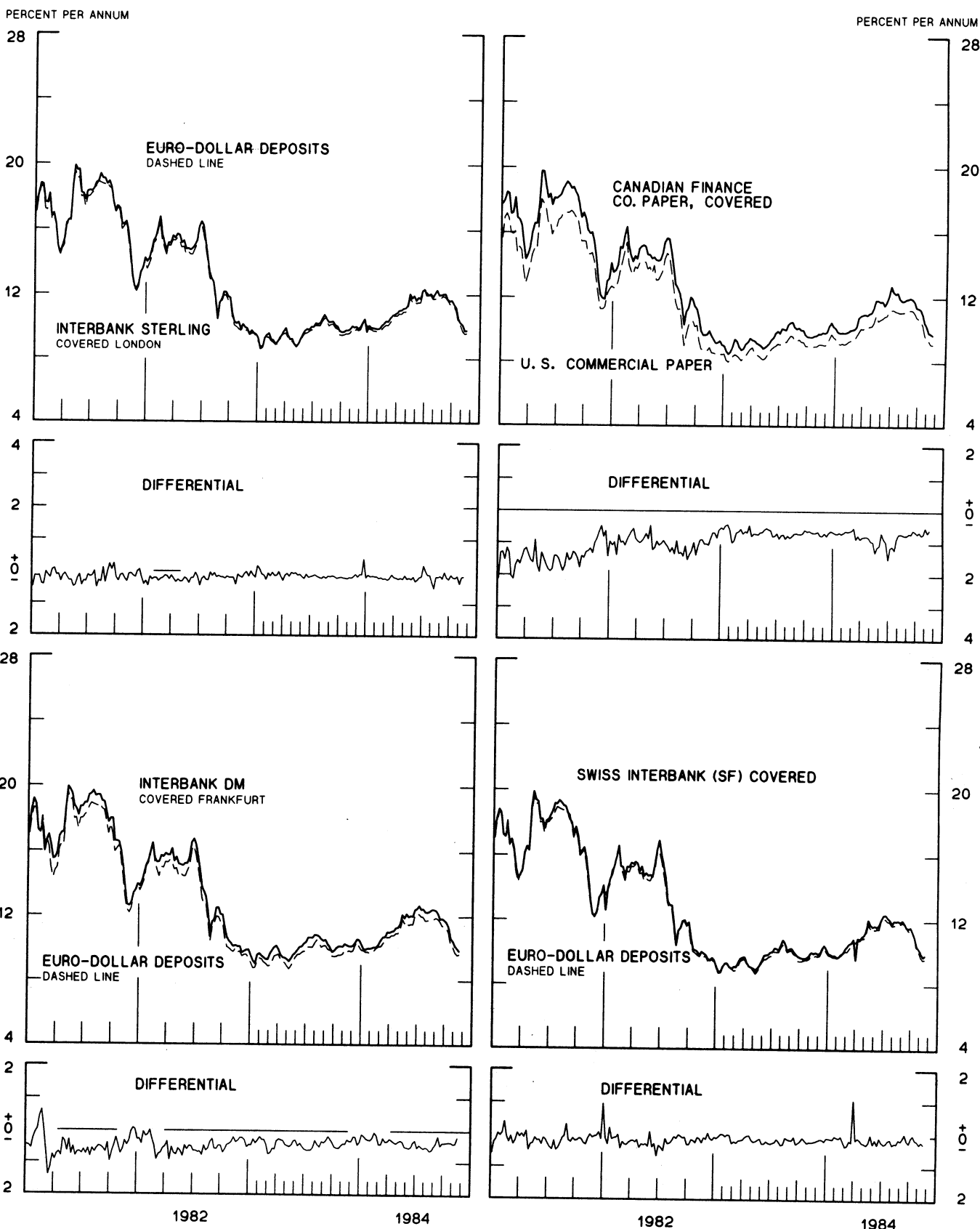
1982

1984

CHART 8

INTEREST ARBITRAGE: 3-MONTH FUNDS

DIFFERENTIAL: PLUS(+), INDICATES FAVOR DOLLAR ASSETS
AVERAGES FOR WEEK ENDING WEDNESDAY



1 PERCENT ON DIFFERENTIAL SCALE = 2 PERCENT ON RATE SCALE

CHART 9
LONG-TERM GOVERNMENT BOND YIELDS
 WEEKLY SERIES

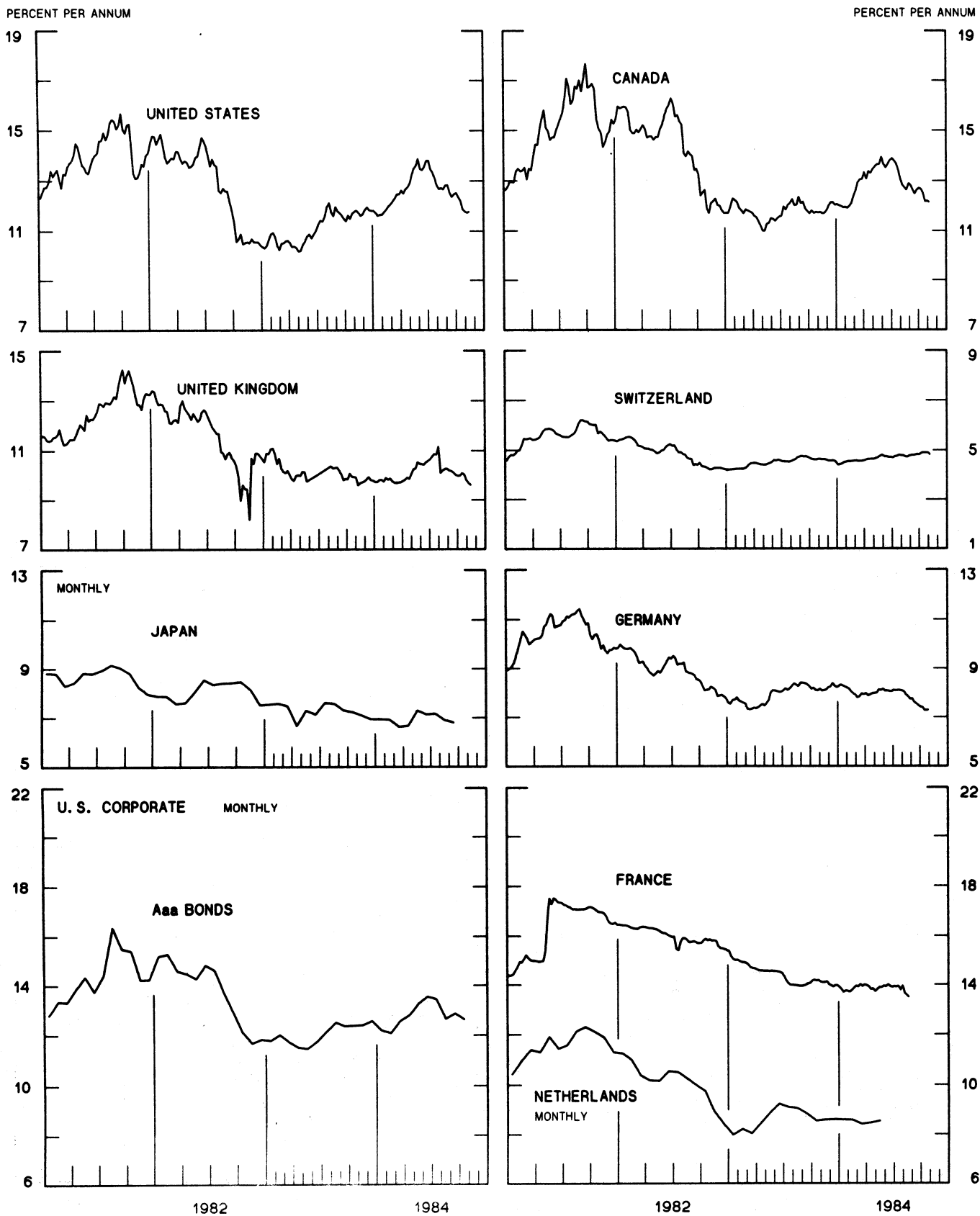
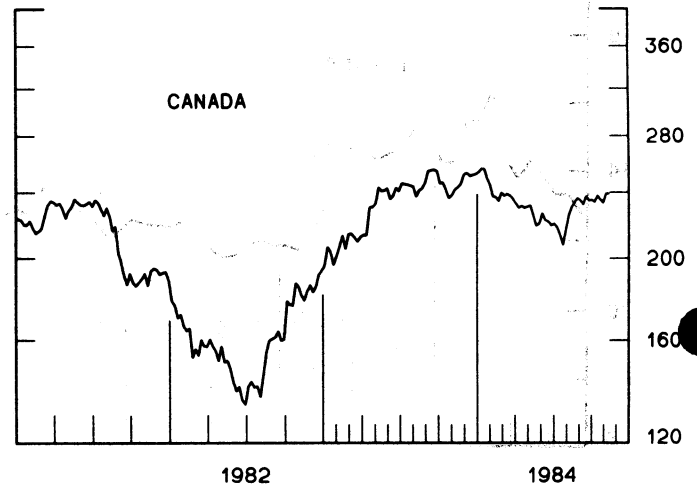
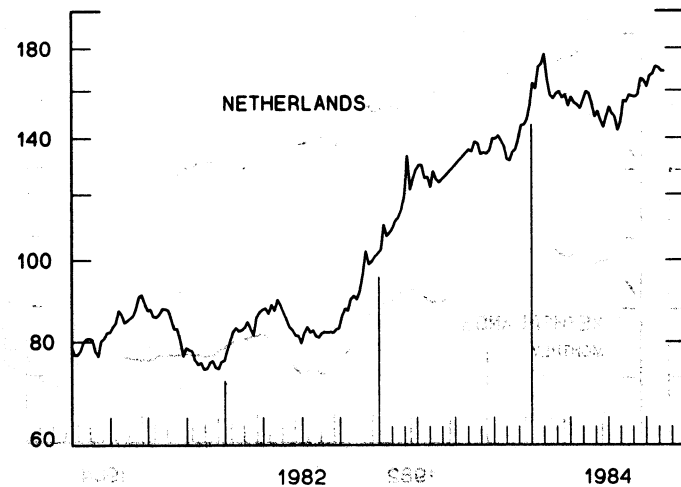
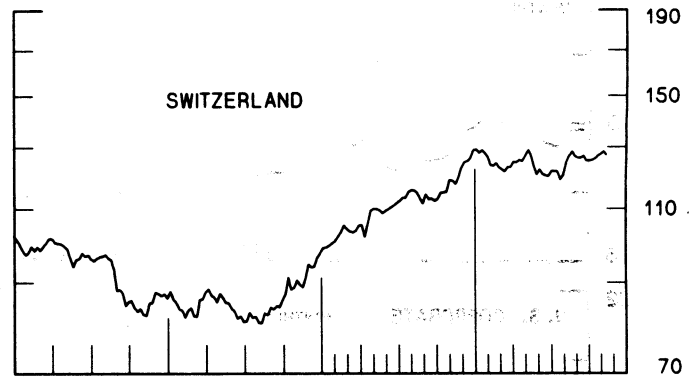
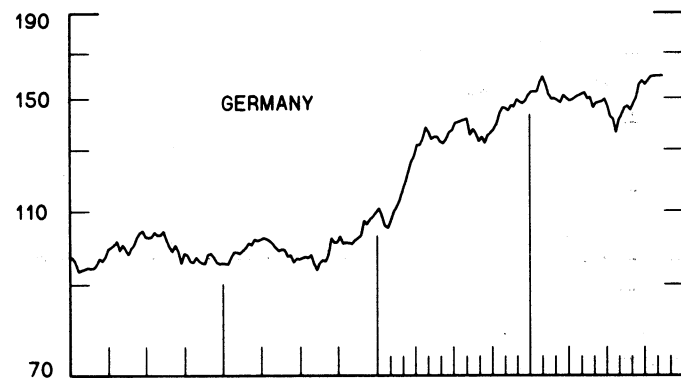
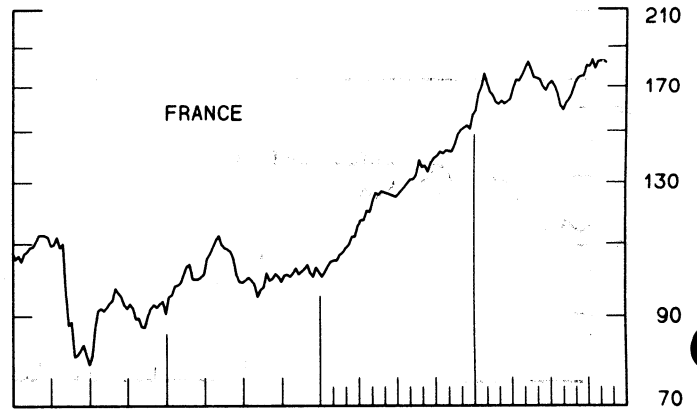
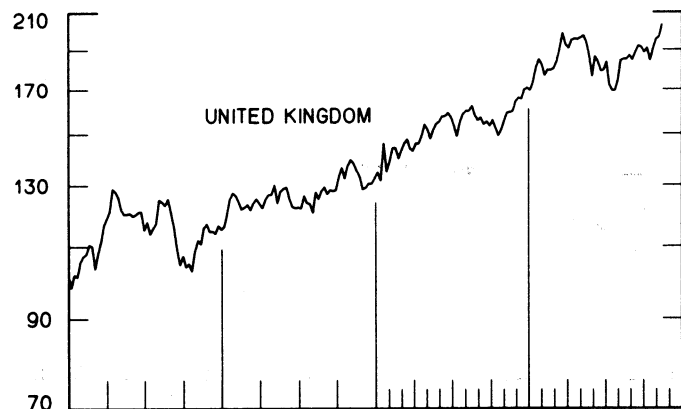
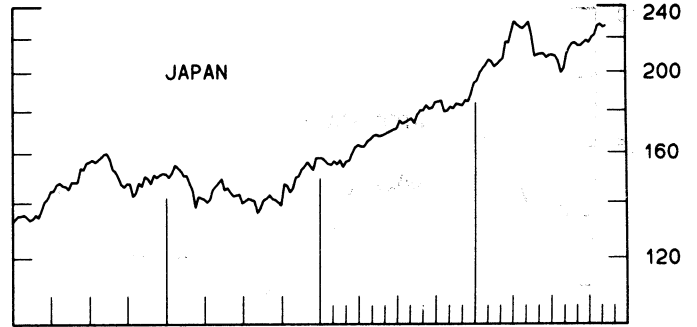
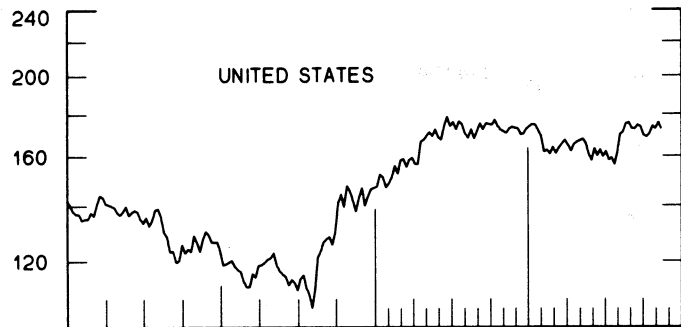


CHART 10
INDUSTRIAL STOCK INDICES
 WEEKLY SERIES

RATIO SCALE
 1969=100

RATIO SCALE
 1969=100



1982 1982 1984 1984

SERIES NAME

LAST VALUE PLOTTED
DATE VALUE

CHART 1. SPOT EXCHANGE RATES AND INDICES

WEEKLY AVERAGES, NOON BUYING RATES (U.S. CENTS)

GERMAN MARK	NOV. 21	33.43
JAPANESE YEN	NOV. 21	0.41009
DUTCH GUILDER	NOV. 21	29.63
U.K. POUND	NOV. 21	124.57
CANADIAN DOLLAR	NOV. 21	75.94
FRENCH FRANC	NOV. 21	10.90
SWISS FRANC	NOV. 21	40.45
BELGIAN FRANC	NOV. 21	1.65805
ITALIAN LIRA	NOV. 21	0.05384
SWEDISH KRONA	NOV. 21	11.65

INDICES, MARCH 1973 BASE RATES = 100

GERMAN MARK	NOV. 21	94.05
JAPANESE YEN	NOV. 21	107.37
DUTCH GUILDER	NOV. 21	85.07
U.K. POUND	NOV. 21	50.38
CANADIAN DOLLAR	NOV. 21	75.68
FRENCH FRANC	NOV. 21	49.10
SWISS FRANC	NOV. 21	130.15
BELGIAN FRANC	NOV. 21	65.34
ITALIAN LIRA	NOV. 21	30.58

WEIGHTED AVERAGE EXCHANGE VALUE INDICES, MAR 1973 = 100
(G-10 COUNTRIES PLUS SWITZERLAND)

U.S. DOLLAR	NOV. 21	144.66
GERMAN MARK	NOV. 21	131.55
JAPANESE YEN	NOV. 21	149.94
DUTCH GUILDER	NOV. 21	114.78
U.K. POUND	NOV. 21	64.67
CANADIAN DOLLAR	NOV. 21	101.30
FRENCH FRANC	NOV. 21	62.55
SWISS FRANC	NOV. 21	176.83
BELGIAN FRANC	NOV. 21	86.74
ITALIAN LIRA	NOV. 21	38.19
SWEDISH KRONA	NOV. 21	68.13

CHART 2. 3-MONTH FORWARD EXCHANGE RATES, PREMIUM OR DISCOUNT

CANADIAN DOLLAR	NOV. 21	-1.25
U.K. POUND	NOV. 21	0.05
GERMAN MARK	NOV. 21	3.86
FRENCH FRANC	NOV. 21	-1.69
SWISS FRANC	NOV. 21	4.59
DUTCH GUILDER	NOV. 21	3.74
JAPANESE YEN	NOV. 21	3.24
ITALIAN LIRA	NOV. 21	-5.52

SERIES NAME	LAST VALUE PLOTTED	
	DATE	VALUE
CHART 3. GOLD PRICE IN LONDON, AFTERNOON FIXING		
U.S. DOLLARS PER FINE OUNCE	NOV. 21	343.02
CHART 4. CALL MONEY RATES		
U.S. FEDERAL FUNDS	NOV. 21	9.44
OVERNIGHT EURO-DOLLAR DEPOSITS	NOV. 21	9.38
U.K.	NOV. 23	10.13
CANADA	NOV. 16	11.96
GERMANY	NOV. 23	5.50
EURO-DM	NOV. 23	5.42
JAPAN	NOV. 23	6.00
FRANCE	NOV. 23	11.25
NETHERLANDS	JAN. 1	10.30
EURO-SWISS FRANC	NOV. 23	1.17
CHART 5. 3-MONTH INTEREST RATES		
U.S. 90-DAY CD'S, SECONDARY MARKET	NOV. 21	9.28
GERMAN INTERBANK LOAN	NOV. 21	5.90
JAPANESE BANK LOANS & DISCOUNTS	NOV. 21	6.25
CANADIAN FINANCE PAPER	NOV. 21	11.00
INTERBANK STERLING	NOV. 21	9.73
SWISS INTERBANK LOAN	NOV. 21	5.22
WEIGHTED AVERAGE FOREIGN INTEREST RATE (G-10 COUNTRIES PLUS SWITZERLAND)	NOV. 21	8.47
CHART 6. EURO-DOLLAR DEPOSIT RATES: LONDON		
OVERNIGHT	NOV. 21	9.38
7-DAY	NOV. 21	9.33
1-MONTH	NOV. 21	9.34
3-MONTH	NOV. 21	9.64
6-MONTH	NOV. 21	9.93
1-YEAR	NOV. 21	10.53
CHART 7. SELECTED EURO-DOLLAR AND U.S. MONEY MARKET RATES		
OVERNIGHT EURO-DOLLAR DEPOSITS	NOV. 21	9.38
U.S. FEDERAL FUNDS	NOV. 21	9.44
DIFFERENTIAL ADJ. FOR RESERVE REQUIREMENTS	NOV. 21	-0.06
3-MONTH EURO-DOLLAR DEPOSIT RATE	NOV. 21	9.64
U.S. 90-DAY CD'S, SECONDARY MARKET	NOV. 21	9.28
DIFFERENTIAL	NOV. 21	0.36

LAST VALUE PLOTTED
DATE VALUE

SERIES NAME

CHART 8. INTEREST ARBITRAGE, 3-MONTH FUNDS

EURO-DOLLAR DEPOSIT	NOV. 21	9.64
INTERBANK STERLING (LONDON), COVERED	NOV. 21	9.77
DIFFERENTIAL	NOV. 21	-0.13
U.S. COMMERCIAL PAPER	NOV. 21	9.13
CANADIAN FINANCE PAPER, COVERED	NOV. 21	9.71
DIFFERENTIAL	NOV. 21	-0.58
EURO-DOLLAR DEPOSIT	NOV. 21	9.64
INTERBANK DM (FRANKFURT), COVERED	NOV. 21	9.82
DIFFERENTIAL	NOV. 21	-0.18
EURO-DOLLAR DEPOSIT	NOV. 21	9.64
SWISS INTERBANK, COVERED	NOV. 21	9.87
DIFFERENTIAL	NOV. 21	-0.24

CHART 9. LONG TERM GOVERNMENT BOND YIELDS

UNITED STATES	NOV. 16	11.75
GERMANY	NOV. 2	7.27
JAPAN (MONTHLY)	SEPT.	6.80
SWITZERLAND	NOV. 9	4.81
CANADA	NOV. 9	12.13
FRANCE	AUG. 24	13.49
NETHERLANDS (MONTHLY)	MAY	8.52
UNITED KINGDOM	NOV. 16	9.59
U.S. CORPORATE		
AAA BONDS	OCT.	12.63
EURO-DOLLAR BONDS	NOV.	10.29

CHART 10. STOCK INDICES

UNITED STATES	NOV. 14	172.34
UNITED KINGDOM	NOV. 14	203.08
CANADA	NOV. 14	239.06
GERMANY	NOV. 14	159.29
SWITZERLAND	NOV. 14	127.07
NETHERLANDS	NOV. 14	168.75
FRANCE	NOV. 14	181.53
JAPAN	NOV. 14	227.22

FEDERAL RESERVE statistical release



H.10 (512)

NOVEMBER 23, 1984

FOREIGN EXCHANGE RATES

FOR THE WEEK ENDING NOVEMBER 23, 1984

The Board of Governors of the Federal Reserve System is advised that the Federal Reserve Bank of New York has certified for customs purposes the following noon buying rates in New York City for cable transfers payable in foreign currencies:

COUNTRY	MONETARY UNIT	(CURRENCY UNITS PER DOLLAR)				
		NOV. 19	NOV. 20	NOV. 21	NOV. 22	NOV. 23
*AUSTRALIA	DOLLAR	85.79	85.64	85.33		85.68
AUSTRIA	SCHILLING	21.033	21.150	21.208		21.315
BELGIUM	FRANC	60.350	60.590	60.790		60.800
BRAZIL	CRUZEIRO	2738.00	2738.00	2781.00		2781.00
CANADA	DOLLAR	1.3168	1.3186	1.3176		1.3178
CHINA, P. R.	YUAN	2.6682	2.7001	2.7217		2.7217
DENMARK	KRONE	10.8070	10.8660	10.8990		10.9300
FINLAND	MARKKA	6.2560	6.2800	6.3015		6.3275
FRANCE	FRANC	9.1830	9.2350	9.2525		9.2950
GERMANY	D. MARK	2.9945	3.0085	3.0185		3.0310
GREECE	DRACHMA	123.100	123.450	124.150		124.500
HONG KONG	DOLLAR	7.8240	7.8240	7.8280		7.8280
INDIA	RUPEE	12.0600	12.0900	12.1500	H	12.1500
*IRELAND	POUND	103.80	103.00	102.90		102.40
ISRAEL	SHEKEL	NA	NA	NA		NA
ITALY	LIRA	1857.00	1866.00	1874.50	O	1882.00
JAPAN	YEN	243.65	244.80	245.53		245.40
MALAYSIA	RINGGIT	2.4010	2.4030	2.4035		2.4080
MEXICO	PESO	211.0000	211.0000	211.0000	L	212.0000
NETHERLANDS	GUILDER	3.3760	3.3970	3.4050		3.4070
*NEW ZEALAND	DOLLAR	49.360	49.240	49.030		49.000
NORWAY	KRONE	8.7000	8.7320	8.7775	I	8.8025
PHILIPPINES	PESO	NA	NA	NA		NA
PORTUGAL	ESCUDO	162.700	163.500	163.500		163.000
SINGAPORE	DOLLAR	2.1520	2.1530	2.1530	D	2.1650
*SOUTH AFRICA	RAND	55.55	55.90	55.50		55.40
SOUTH KOREA	WON	818.00	819.00	820.00		821.00
SPAIN	PESETA	167.500	168.150	169.500	A	169.850
SRI LANKA	RUPEE	26.083	26.092	26.113		NA
SWEDEN	KRONA	8.5885	8.6180	8.6415		8.6800
SWITZERLAND	FRANC	2.4740	2.4900	2.5020	Y	2.5015
TAIWAN	DOLLAR	39.490	39.510	39.530		39.550
THAILAND	BAHT	26.950	27.000	27.000		27.000
*UNITED KINGDOM	POUND	124.87	123.75	122.72		123.00
VENEZUELA	BOLIVAR	NA	NA	NA		NA
MEMO:						
*UNITED STATES	DOLLAR	144.66	145.41	145.90		146.15

*INDEX OF WEIGHTED AVERAGE EXCHANGE VALUE OF U.S. DOLLAR AGAINST CURRENCIES OF OTHER G-11 COUNTRIES. MARCH 1973 = 100. WEIGHTS ARE 1972-76 GLOBAL TRADE OF EACH OF THE 10 COUNTRIES. SERIES REVISED AS OF AUGUST 1978. FOR DESCRIPTION AND BACK DATA, SEE "INDEX OF THE WEIGHTED-AVERAGE EXCHANGE VALUE OF THE U.S. DOLLAR: REVISION" ON PAGE 700 OF THE AUGUST 1978 FEDERAL RESERVE BULLETIN.

*VALUE IS U.S. CENTS