

S-440

(516/517)

DATA FILE
LIBRARY
FEDERAL RESERVE BANK
OF CHICAGO

LIBRARY
OCT 5 1984
FEDERAL RESERVE
BANK OF CHICAGO

Selected Interest & Exchange Rates

Weekly Series of Charts

October 1, 1984

Prepared by the
FINANCIAL MARKETS
SECTION

DIVISION OF
INTERNATIONAL FINANCE

BOARD OF GOVERNORS
FEDERAL RESERVE SYSTEM
Washington, D.C. 20551

Table of Contents

TABLES

1. LATEST FIGURES PLOTTED
2. DAILY CERTIFIED SPOT EXCHANGE RATES--
H.10 RELEASE

CHARTS

1. SPOT EXCHANGE RATE INDICES
2. 3-MONTH FORWARD EXCHANGE RATES
3. GOLD PRICE--LONDON
4. CALL MONEY RATES
5. 3-MONTH INTEREST RATES
6. EURO-DOLLAR DEPOSIT RATES
7. SELECTED EURO-DOLLAR AND
U.S. MONEY MARKET RATES
8. INTEREST ARBITRAGE: 3-MONTH FUNDS
9. LONG-TERM GOVERNMENT BOND YIELDS
10. INDUSTRIAL STOCK INDICES

SUBSCRIPTION RATES:

Weekly \$15.00 per year or \$.40 each in the United States, its possessions, Canada, and Mexico; 10 or more of the same issue to one address, \$13.50 per year or \$.35 each. Elsewhere, \$20.00 per year or \$.50 each. Address requests to Publications Services, Division of Administrative Services, and make payment remittance payable to the order of the Board of Governors of the Federal Reserve System in a form collectible at par in U.S. Currency.

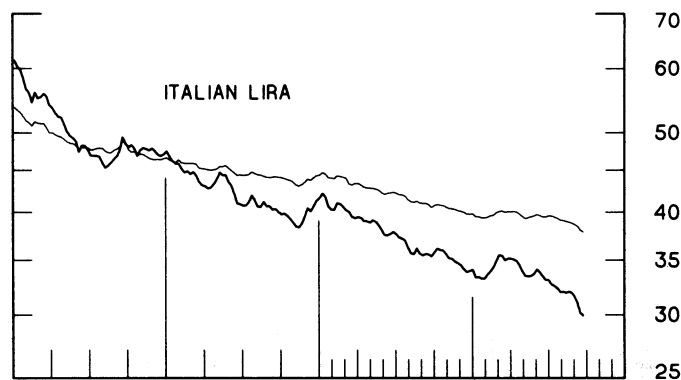
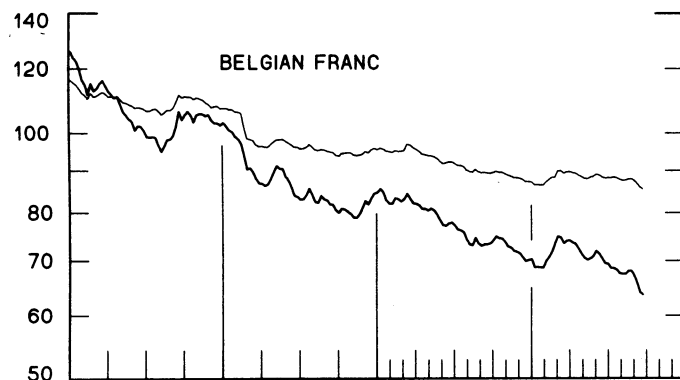
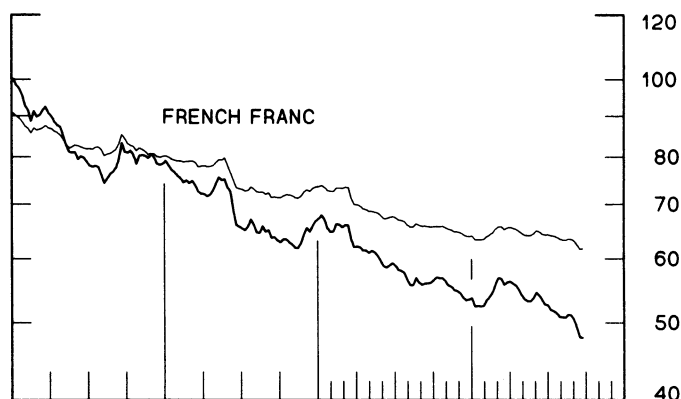
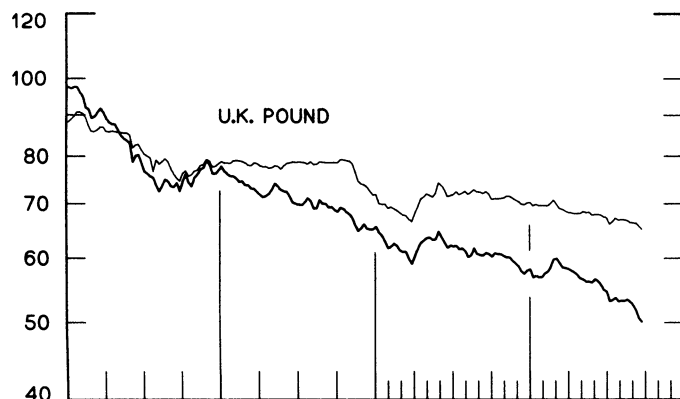
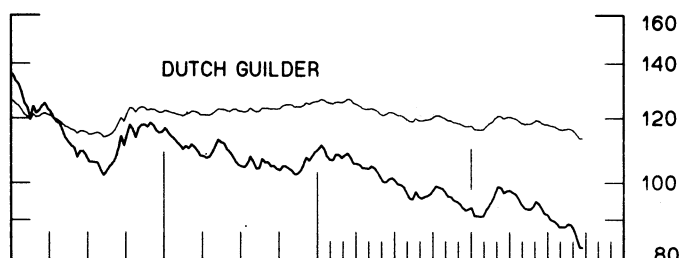
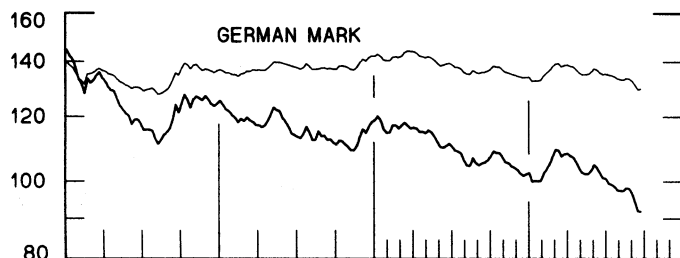
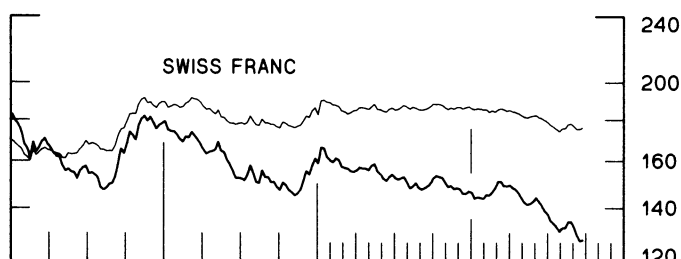
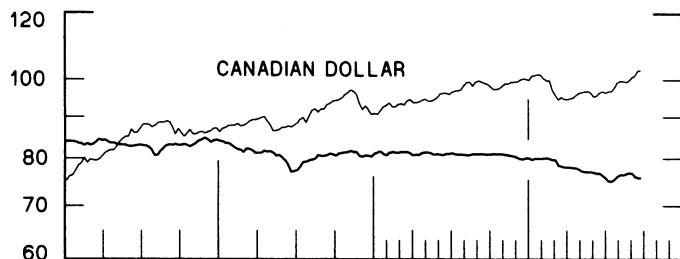
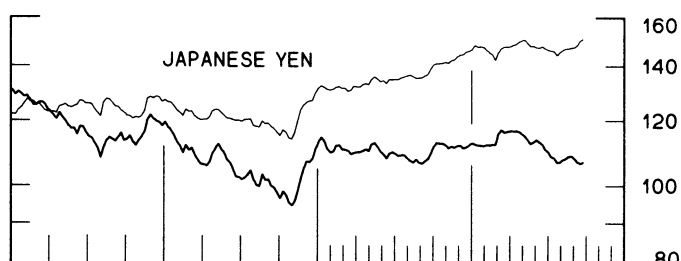
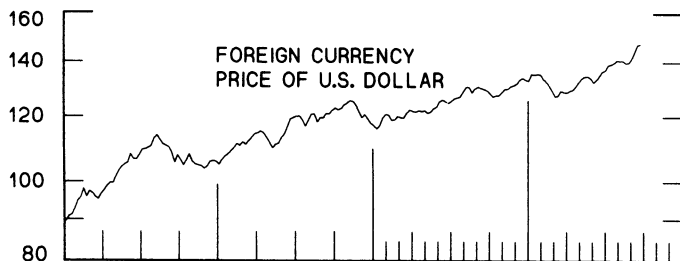
CHART 1

SPOT EXCHANGE INDICES

DOLLAR PRICES OF FOREIGN CURRENCIES AND WEIGHTED AVERAGE VALUES (THIN LINE)
AVERAGES FOR WEEK ENDING WEDNESDAY

RATIO SCALE
MARCH 1973=100

RATIO SCALE
MARCH 1973=100



1982

1984

1982

1984

CHART 2

3-MONTH FORWARD EXCHANGE RATES

PREMIUM (+) OR (-)
AVERAGES FOR WEEK ENDING WEDNESDAY

PERCENT PER ANNUM

PERCENT PER ANNUM

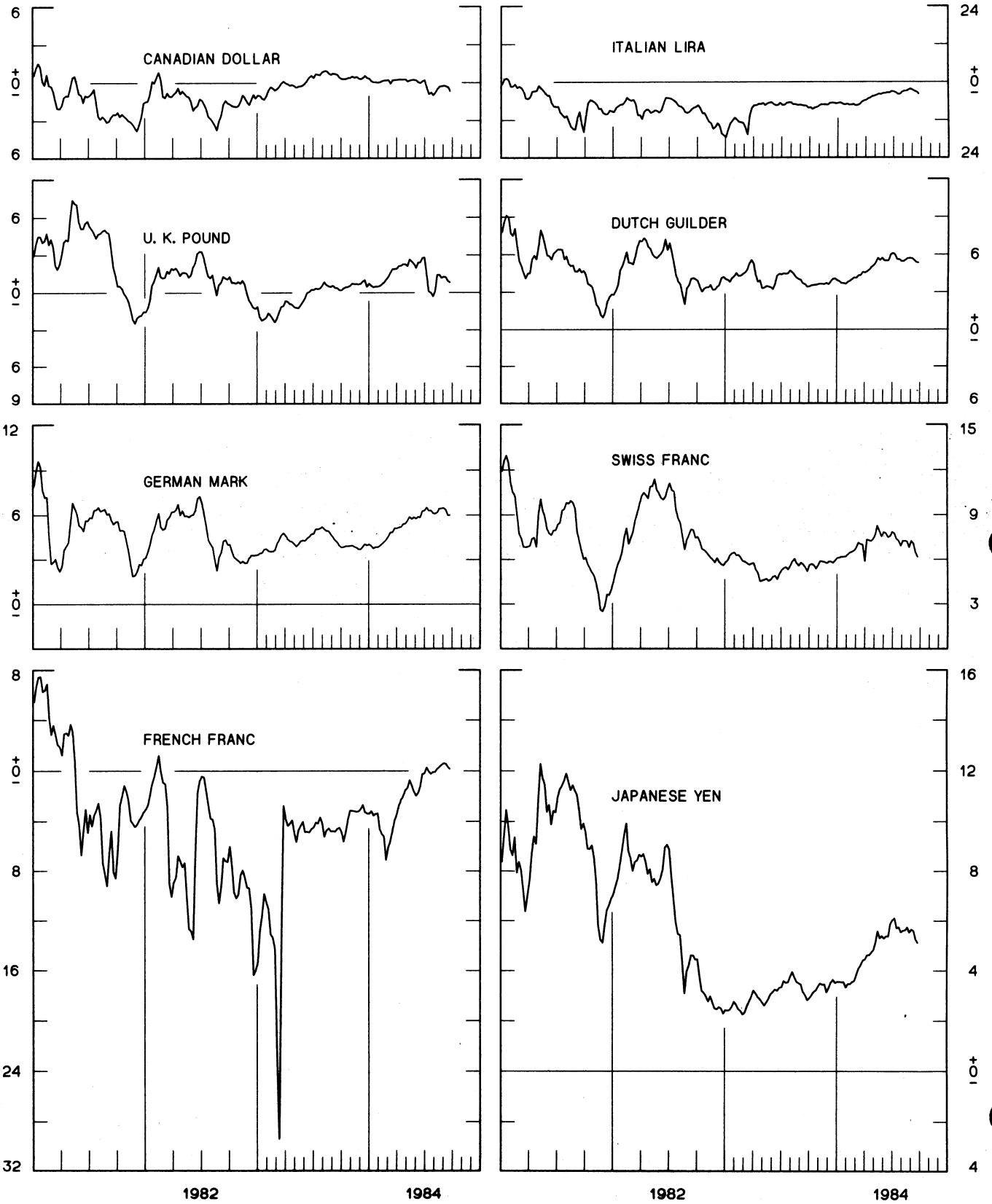


CHART 3
PRICE OF GOLD IN LONDON
AVERAGES FOR WEEK ENDING WEDNESDAY

U.S. DOLLARS PER FINE OUNCE

U.S. DOLLARS PER FINE OUNCE

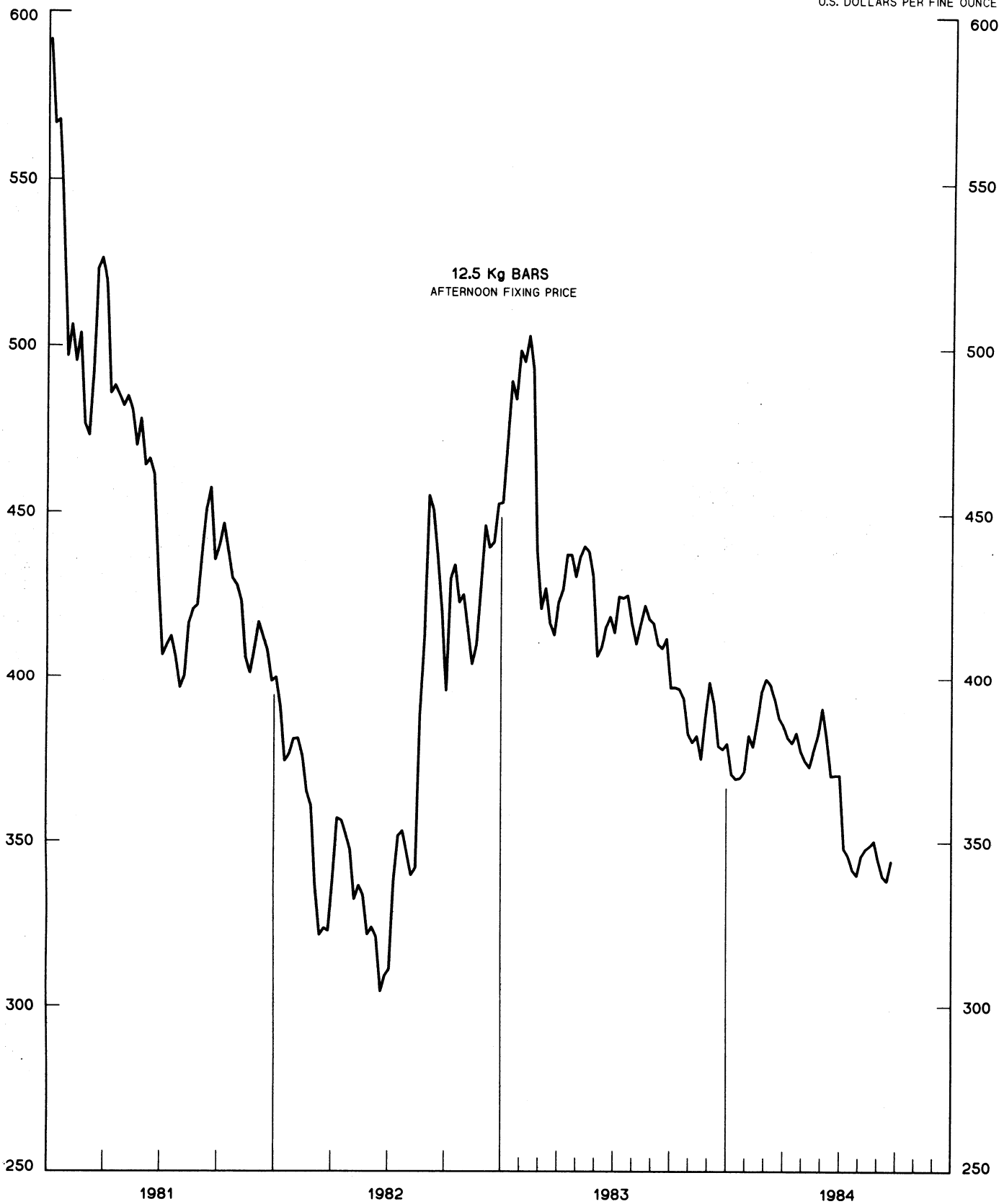


CHART 4
CALL MONEY RATES
 WEEKLY SERIES

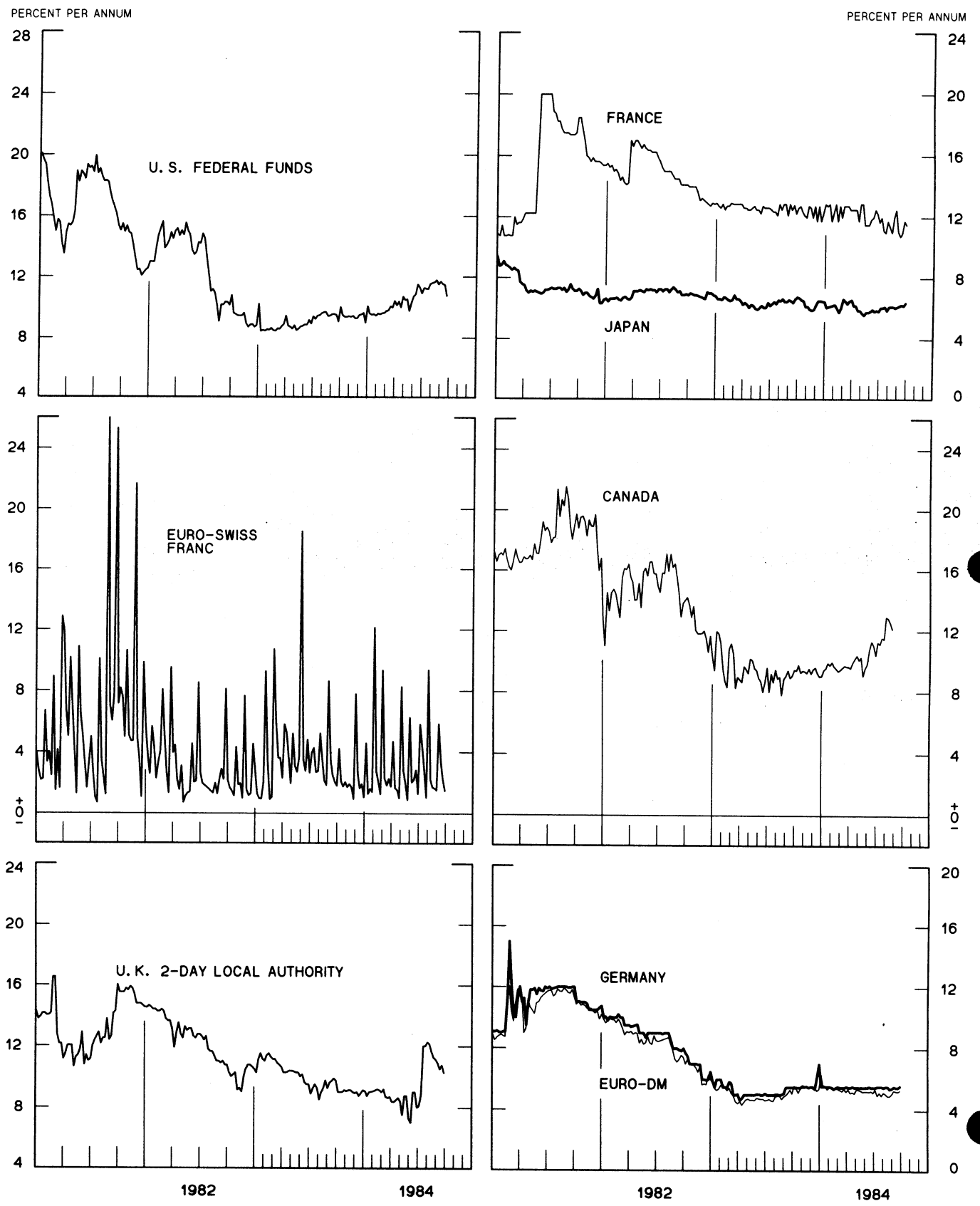


CHART 5
3-MONTH INTEREST RATES
 WEEKLY SERIES

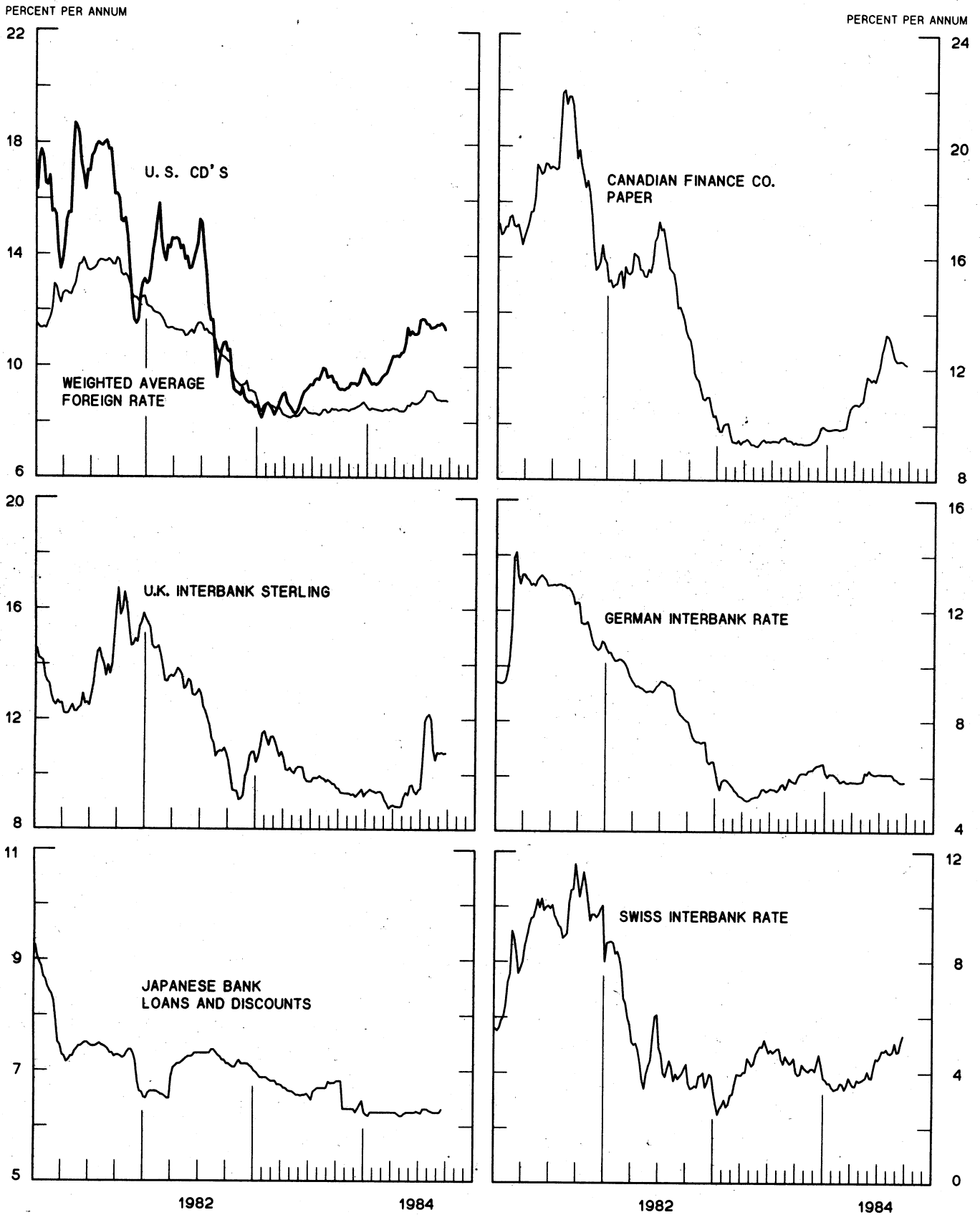


CHART 6
EURO-DOLLAR DEPOSIT RATES LONDON
 AVERAGES FOR WEEK ENDING WEDNESDAY

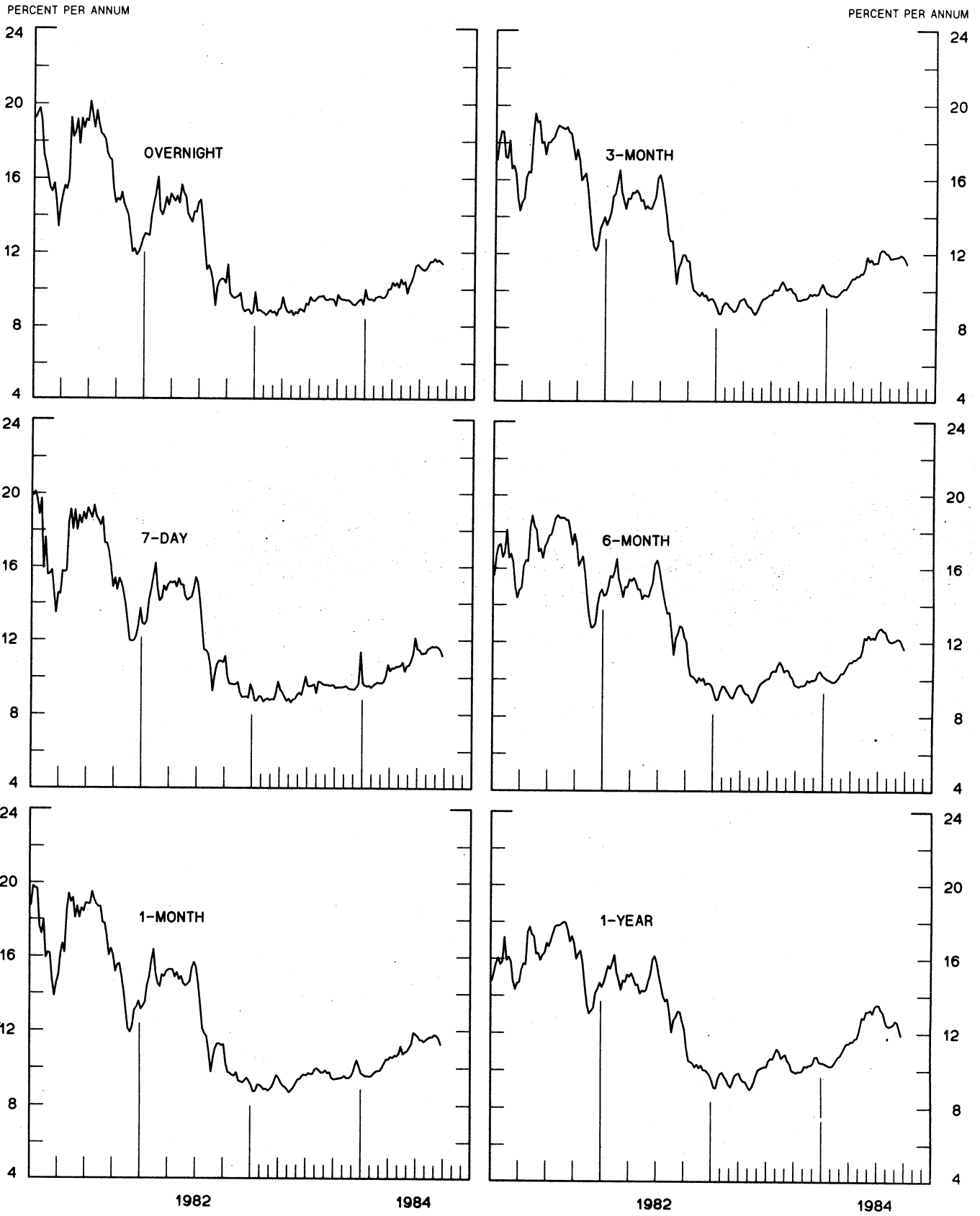
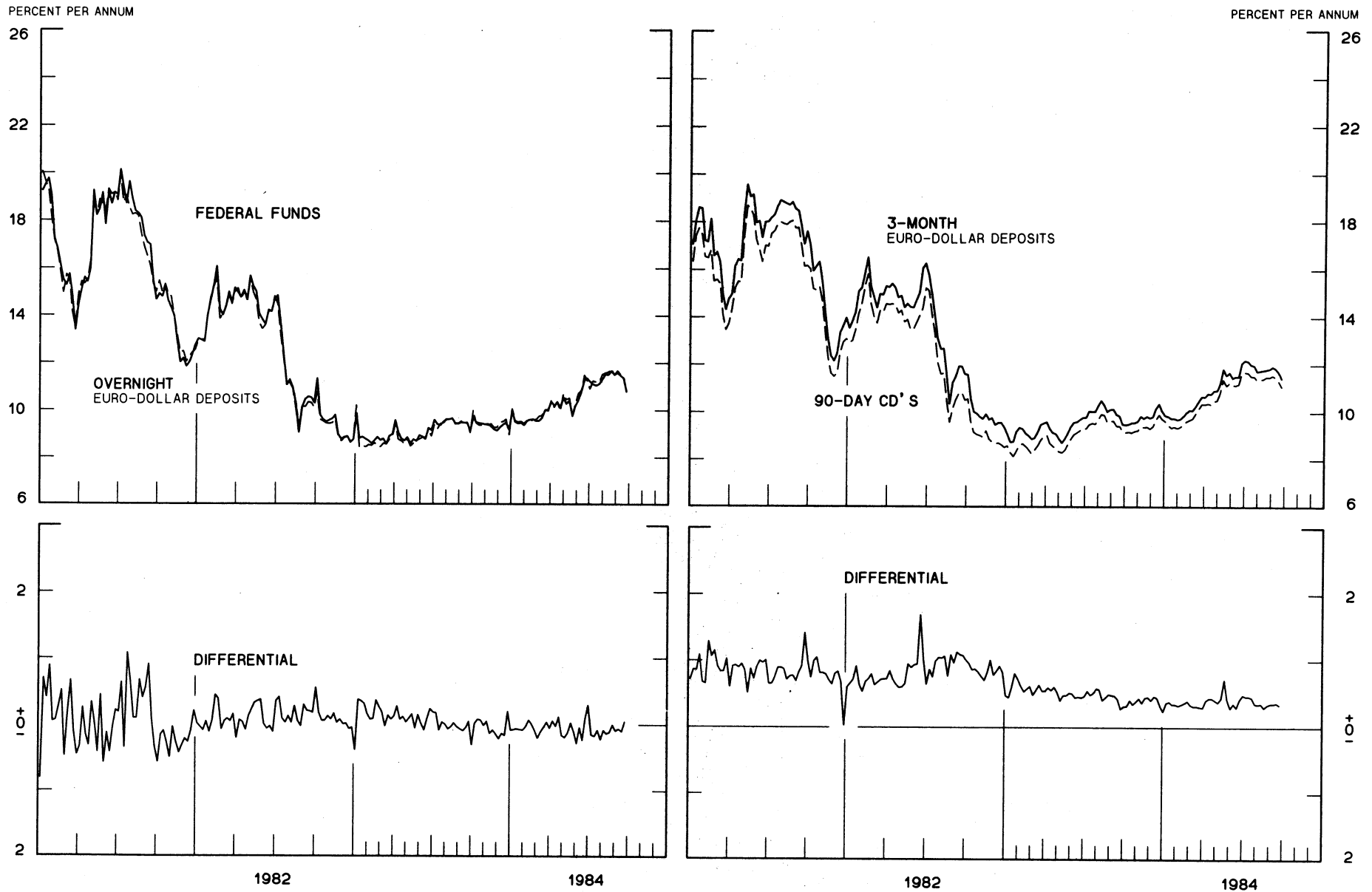


CHART 7

SELECTED EURO-DOLLAR AND U. S. MONEY MARKET RATES

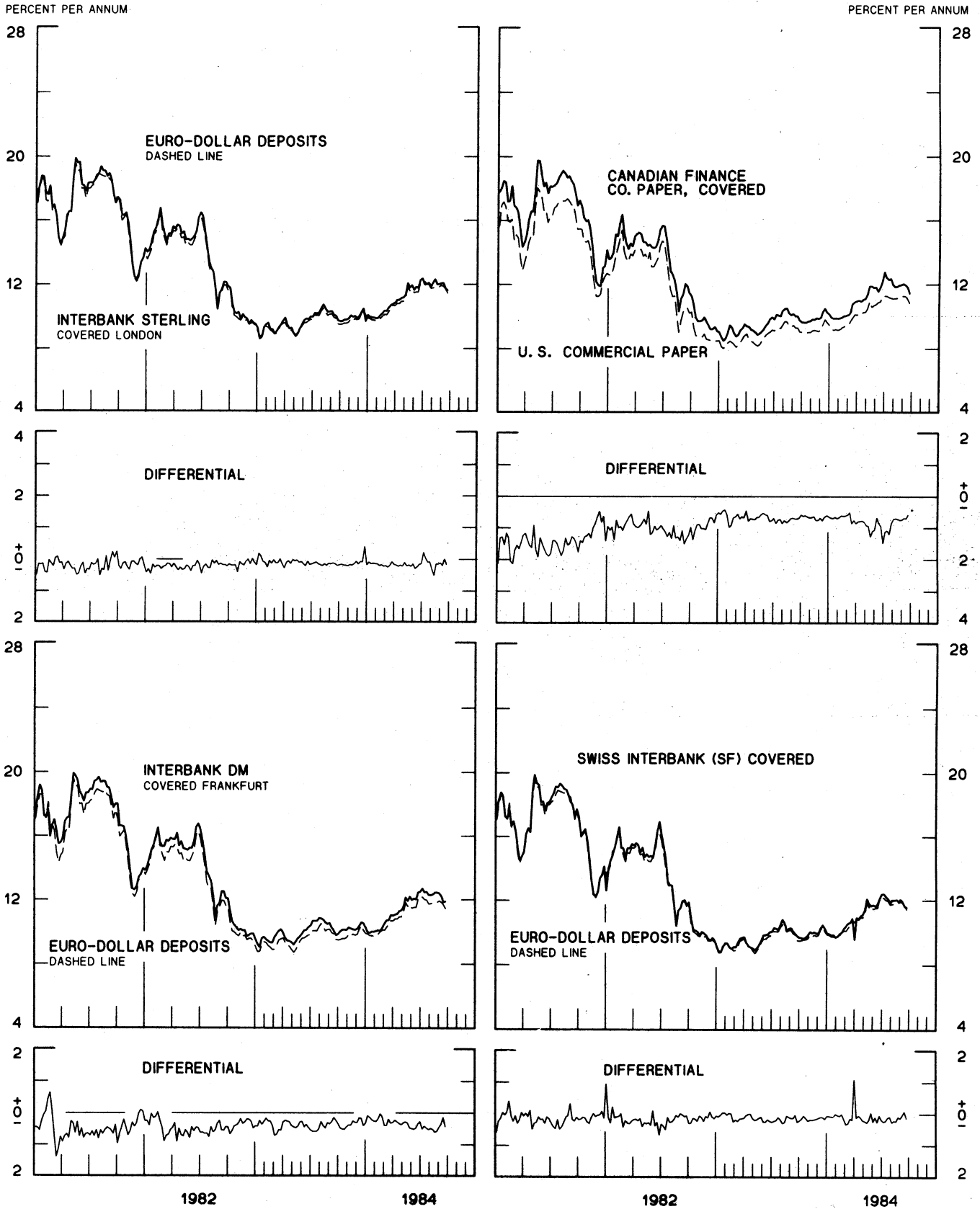
DIFFERENTIAL: PLUS(+), FAVORS BORROWING IN U. S.
AVERAGES FOR WEEK ENDING WEDNESDAY



1 PERCENT ON DIFFERENTIAL SCALE = 2 PERCENT ON RATE SCALE

INTEREST ARBITRAGE: 3-MONTH FUNDS

DIFFERENTIAL: PLUS(+), INDICATES FAVOR DOLLAR ASSETS
AVERAGES FOR WEEK ENDING WEDNESDAY



1 PERCENT ON DIFFERENTIAL SCALE = 2 PERCENT ON RATE SCALE

LONG-TERM GOVERNMENT BOND YIELDS

WEEKLY SERIES

PERCENT PER ANNUM

PERCENT PER ANNUM

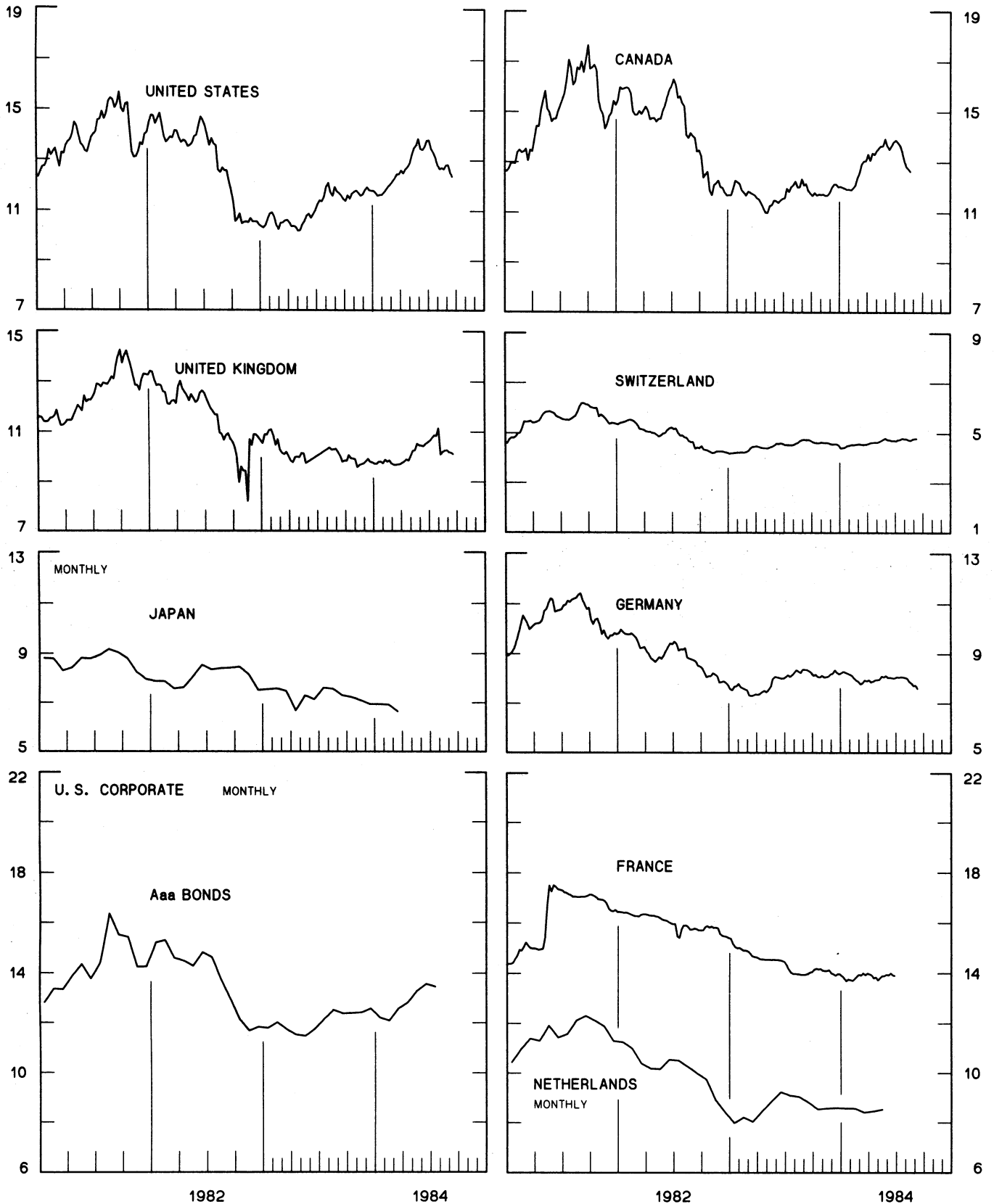
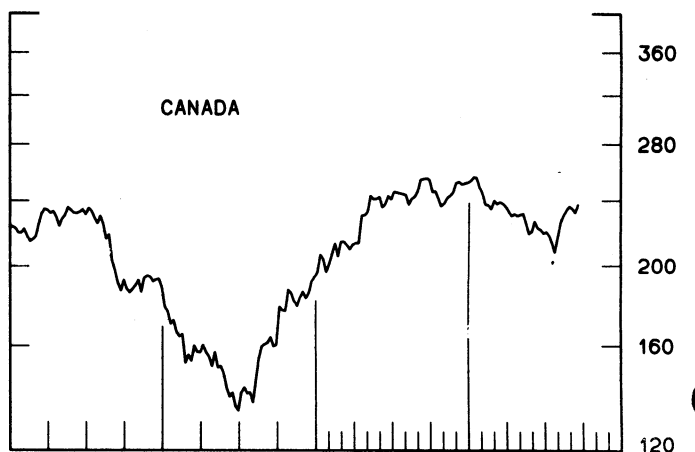
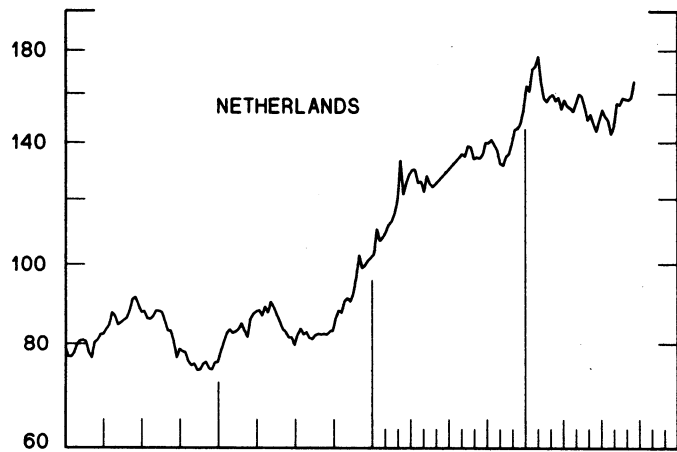
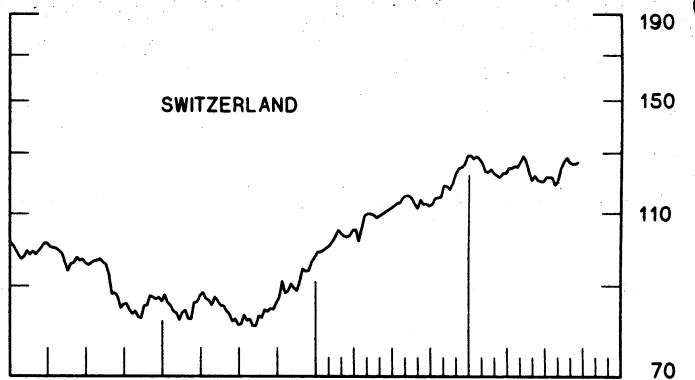
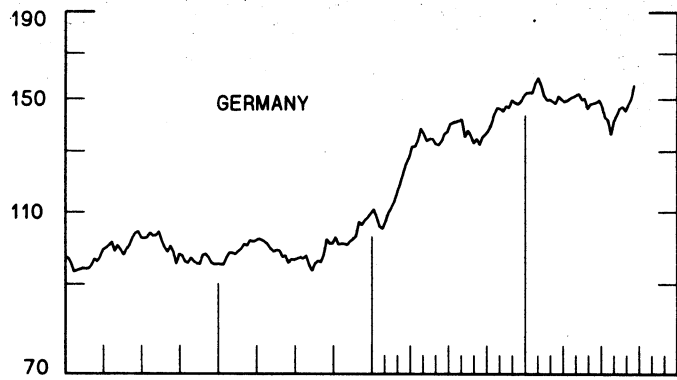
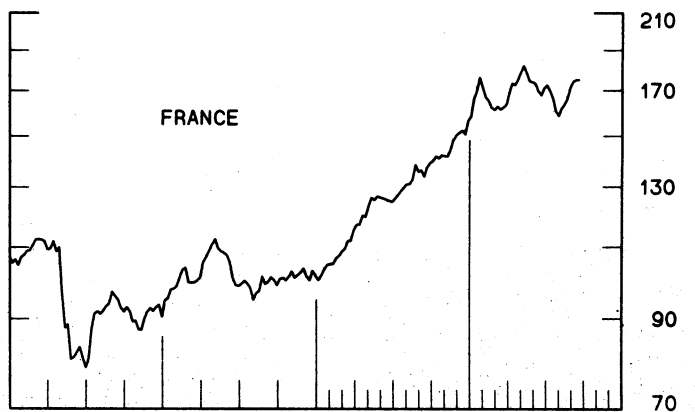
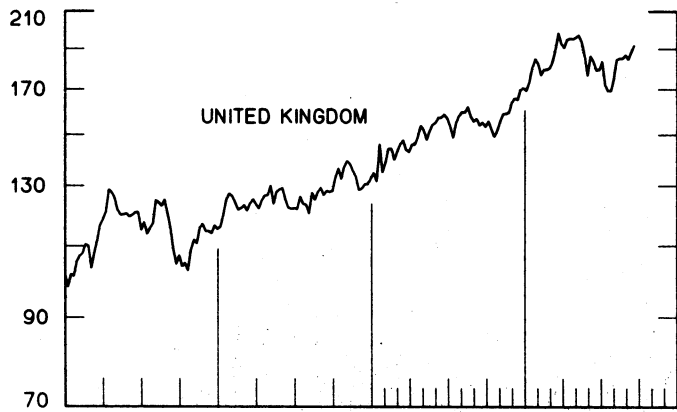
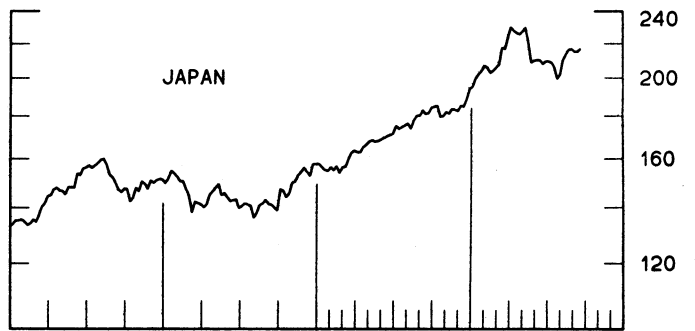
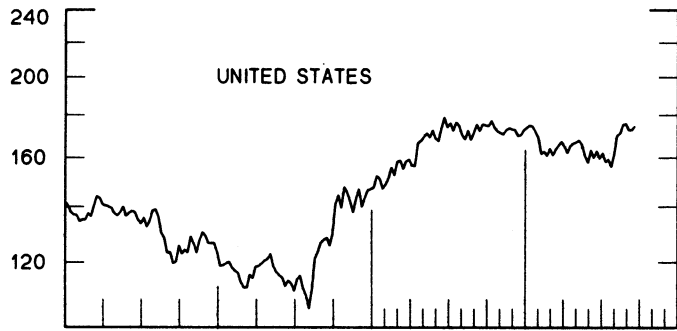


CHART 10
INDUSTRIAL STOCK INDICES
WEEKLY SERIES

RATIO SCALE
1969=100

RATIO SCALE
1969=100



1982

1984

1982

1984

SERIES NAME

LAST VALUE PLOTTED
DATE VALUE

CHART 1. SPOT EXCHANGE RATES AND INDICES

WEEKLY AVERAGES, NCON BUYING RATES (U.S. CENTS)

GERMAN MARK	SEPT. 26	32.61
JAPANESE YEN	SEPT. 26	0.40762
DUTCH GUILDER	SEPT. 26	28.89
U.K. POUND	SEPT. 26	123.68
CANADIAN DOLLAR	SEPT. 26	75.90
FRENCH FRANC	SEPT. 26	10.62
SWISS FRANC	SEPT. 26	39.71
BELGIAN FRANC	SEPT. 26	1.61043
ITALIAN LIRA	SEPT. 26	0.05266
SWEDISH KRONA	SEPT. 26	11.54

INDICES, MARCH 1973 BASE RATES = 100

GERMAN MARK	SEPT. 26	91.72
JAPANESE YEN	SEPT. 26	106.73
DUTCH GUILDER	SEPT. 26	82.94
U.K. POUND	SEPT. 26	50.02
CANADIAN DOLLAR	SEPT. 26	75.64
FRENCH FRANC	SEPT. 26	47.86
SWISS FRANC	SEPT. 26	127.75
BELGIAN FRANC	SEPT. 26	63.46
ITALIAN LIRA	SEPT. 26	29.91

WEIGHTED AVERAGE EXCHANGE VALUE INDICES, MAR 1973 = 100
(G-10 COUNTRIES PLUS SWITZERLAND)

U.S. DOLLAR	SEPT. 26	147.19
GERMAN MARK	SEPT. 26	129.76
JAPANESE YEN	SEPT. 26	151.22
DUTCH GUILDER	SEPT. 26	113.34
U.K. POUND	SEPT. 26	65.13
CANADIAN DOLLAR	SEPT. 26	102.74
FRENCH FRANC	SEPT. 26	61.73
SWISS FRANC	SEPT. 26	175.94
BELGIAN FRANC	SEPT. 26	85.34
ITALIAN LIRA	SEPT. 26	37.85
SWEDISH KRONA	SEPT. 26	68.41

CHART 2. 3-MONTH FORWARD EXCHANGE RATES, PREMIUM OR DISCOUNT

CANADIAN DOLLAR	SEPT. 26	-0.71
U.K. POUND	SEPT. 26	0.79
GERMAN MARK	SEPT. 26	5.97
FRENCH FRANC	SEPT. 26	0.13
SWISS FRANC	SEPT. 26	6.12
DUTCH GUILDER	SEPT. 26	5.32
JAPANESE YEN	SEPT. 26	5.11
ITALIAN LIRA	SEPT. 26	-3.94

SERIES NAME	LAST VALUE PLOTTED	
	DATE	VALUE
CHART 3. GOLD PRICE IN LONDON, AFTERNOON FIXING		
U.S. DOLLARS PER FINE OUNCE	SEPT. 26	344.22
CHART 4. CALL MONEY RATES		
U.S. FEDERAL FUNDS	SEPT. 26	10.73
OVERNIGHT EURO-DOLLAR DEPOSITS	SEPT. 26	10.77
U.K.	SEPT. 28	10.25
CANADA	AUG. 24	12.14
GERMANY	SEPT. 28	5.60
EURO-DM	SEPT. 28	5.32
JAPAN	SEPT. 28	6.38
FRANCE	SEPT. 28	11.50
NETHERLANDS	JAN. 1	10.30
EURO-SWISS FRANC	SEPT. 28	1.45
CHART 5. 3-MONTH INTEREST RATES		
U.S. 90-DAY CD'S, SECONDARY MARKET	SEPT. 26	11.09
GERMAN INTERBANK LOAN	SEPT. 26	5.81
JAPANESE BANK LOANS & DISCOUNTS	SEPT. 19	6.31
CANADIAN FINANCE PAPER	SEPT. 26	12.15
INTERBANK STERLING	SEPT. 26	10.79
SWISS INTERBANK LOAN	SEPT. 26	5.35
WEIGHTED AVERAGE FOREIGN INTEREST RATE (G-10 COUNTRIES PLUS SWITZERLAND)	SEPT. 26	8.76
CHART 6. EURO-DOLLAR DEPOSIT RATES: LONDON		
OVERNIGHT	SEPT. 26	10.77
7-DAY	SEPT. 26	11.16
1-MONTH	SEPT. 26	11.24
3-MONTH	SEPT. 26	11.43
6-MONTH	SEPT. 26	11.64
1-YEAR	SEPT. 26	11.88
CHART 7. SELECTED EURO-DOLLAR AND U.S. MONEY MARKET RATES		
OVERNIGHT EURO-DOLLAR DEPOSITS	SEPT. 26	10.77
U.S. FEDERAL FUNDS	SEPT. 26	10.73
DIFFERENTIAL ADJ. FOR RESERVE REQUIREMENTS	SEPT. 26	0.05
3-MONTH EURO-DOLLAR DEPOSIT RATE	SEPT. 26	11.43
U.S. 90-DAY CD'S, SECONDARY MARKET	SEPT. 26	11.09
DIFFERENTIAL	SEPT. 26	0.34

SERIES NAME

LAST VALUE PLOTTED
DATE VALUE

CHART 8. INTEREST ARBITRAGE, 3-MONTH FUNDS

EURO-DOLLAR DEPCSIIT	SEPT. 26	11.43
INTERBANK STERLING (LONDON), COVERED	SEPT. 26	11.60
DIFFERENTIAL	SEPT. 26	-0.18
U.S. COMMERCIAL PAPER	SEPT. 26	10.82
CANADIAN FINANCE PAPER, COVERED	SEPT. 26	11.41
DIFFERENTIAL	SEPT. 26	-0.59
EURO-DOLLAR DEPCSIIT	SEPT. 26	11.43
INTERBANK DM (FRANKFURT), COVERED	SEPT. 26	11.87
DIFFERENTIAL	SEPT. 26	-0.45
EURO-DOLLAR DEPCSIIT	SEPT. 26	11.43
SWISS INTERBANK, COVERED	SEPT. 26	11.56
DIFFERENTIAL	SEPT. 26	-0.13

CHART 9. LONG TERM GOVERNMENT BOND YIELDS

UNITED STATES	SEPT. 21	12.35
GERMANY	SEPT. 14	7.59
JAPAN (MONTHLY)	MARCH	6.64
SWITZERLAND	SEPT. 14	4.79
CANADA	AUG. 24	12.63
FRANCE	JUNE 29	13.90
NETHERLANDS (MONTHLY)	MAY	8.52
UNITED KINGDOM	SEPT. 21	10.10
U.S. CORPORATE		
AAA BONDS	JULY	13.44
EURO-DOLLAR BONDS	NOV.	10.29

CHART 10. STOCK INDICES

UNITED STATES	SEPT. 19	174.31
UNITED KINGDOM	SEPT. 19	191.67
CANADA	SEPT. 19	237.31
GERMANY	SEPT. 19	155.78
SWITZERLAND	SEPT. 19	126.57
NETHERLANDS	SEPT. 19	165.27
FRANCE	SEPT. 19	175.09
JAPAN	SEPT. 19	216.59

FEDERAL RESERVE statistical release



H.10 (512)

SEPTEMBER 28, 1984

FOREIGN EXCHANGE RATES

FOR THE WEEK ENDING SEPTEMBER 28, 1984

The Board of Governors of the Federal Reserve System is advised that the Federal Reserve Bank of New York has certified for customs purposes the following noon buying rates in New York City for cable transfers payable in foreign currencies:

COUNTRY	MONETARY UNIT	(CURRENCY UNITS PER DOLLAR)				
		SEP. 24	SEP. 25	SEP. 26	SEP. 27	SEP. 28
*AUSTRALIA	DOLLAR	83.25	82.93	83.04	83.45	82.90
AUSTRIA	SCHILLING	21.220	21.530	21.410	21.285	21.570
BELGIUM	FRANC	61.250	62.160	61.550	61.320	62.220
BRAZIL	CRUZEIRO	2253.00	2290.00	2290.00	2290.00	2329.00
CANADA	DOLLAR	1.3159	1.3178	1.3178	1.3180	1.3183
CHINA, P.R.	YUAN	2.5699	2.5390	2.5746	2.5746	2.5746
DENMARK	KRONE	10.9600	11.1270	11.0100	10.9515	11.1175
FINLAND	MARKKA	6.2800	6.3660	6.3000	6.3020	6.3600
FRANCE	FRANC	9.3000	9.4400	9.3400	9.3200	9.4200
GERMANY	D. MARK	3.0270	3.0745	3.0420	3.0350	3.0720
GREECE	DRACHMA	123.000	124.200	125.600	124.500	125.500
HONG KONG	DOLLAR	7.8125	7.8130	7.8030	7.8020	7.8100
INDIA	RUPEE	11.8400	11.9000	11.9600	11.9400	11.9200
*IRELAND	POUND	102.80	100.87	102.00	102.50	100.75
ISRAEL	SHEKEL	NA	NA	NA	NA	NA
ITALY	LIRA	1875.00	1909.00	1891.00	1881.00	1908.00
JAPAN	YEN	244.20	246.00	245.15	245.10	246.90
MALAYSIA	RINGGIT	2.3510	2.3600	2.3610	2.3630	2.3720
MEXICO	PESO	197.2500	197.2500	198.0000	199.5000	199.5000
NETHERLANDS	GUILDER	3.4200	3.4675	3.4325	3.4190	3.4620
*NEW ZEALAND	DOLLAR	48.980	48.730	48.730	48.970	48.700
NORWAY	KRONE	8.7500	8.8480	8.7850	8.7510	8.8600
PHILIPPINES	PESO	NA	NA	NA	NA	NA
PORTUGAL	ESCUDO	160.000	162.000	162.500	161.000	161.000
SINGAPORE	DOLLAR	2.1565	2.1655	2.1660	2.1620	2.1650
*SOUTH AFRICA	RAND	60.15	59.60	59.50	60.15	59.85
SOUTH KOREA	WON	818.40	817.40	816.40	817.40	816.40
SPAIN	PESETA	168.700	171.700	172.590	169.450	171.200
SRI LANKA	RUPEE	25.742	25.742	25.803	25.783	25.783
SWEDEN	KRONA	8.6200	8.6830	8.6100	8.5860	8.6870
SWITZERLAND	FRANC	2.4920	2.5225	2.5080	2.5050	2.5330
TAIWAN	DOLLAR	39.250	39.270	39.270	39.250	NA
THAILAND	BAHT	23.000	23.000	23.000	23.000	23.000
*UNITED KINGDOM	POUND	124.55	123.15	124.10	124.60	123.40
VENEZUELA	BOLIVAR	NA	NA	NA	NA	NA
MEMO:						
*UNITED STATES	DOLLAR	145.79	147.57	146.41	146.05	147.55

*INDEX OF WEIGHTED AVERAGE EXCHANGE VALUE OF U.S. DOLLAR AGAINST CURRENCIES OF OTHER G-11 COUNTRIES. MARCH 1973 = 100. WEIGHTS ARE 1972-76 GLOBAL TRADE OF EACH OF THE 10 COUNTRIES. SERIES REVISED AS OF AUGUST 1978. FOR DESCRIPTION AND BACK DATA, SEE "INDEX OF THE WEIGHTED-AVERAGE EXCHANGE VALUE OF THE U.S. DOLLAR: REVISION" ON PAGE 700 OF THE AUGUST 1978 FEDERAL RESERVE BULLETIN.

*VALUE IS U.S. CENTS