

(516/517)

DATA FILE  
LIBRARY  
FEDERAL RESERVE BANK  
OF CHICAGO

LIBRARY  
AUG 10 1984  
FEDERAL RESERVE  
BANK OF CHICAGO

# Selected Interest & Exchange Rates

## Weekly Series of Charts

August 6, 1984

Prepared by the  
FINANCIAL MARKETS  
SECTION

DIVISION OF  
INTERNATIONAL FINANCE

BOARD OF GOVERNORS  
FEDERAL RESERVE SYSTEM  
Washington, D.C. 20551

---

# Table of Contents

## **TABLES**

1. LATEST FIGURES PLOTTED
2. DAILY CERTIFIED SPOT EXCHANGE RATES--  
H.10 RELEASE

## **CHARTS**

1. SPOT EXCHANGE RATE INDICES
2. 3-MONTH FORWARD EXCHANGE RATES
3. GOLD PRICE--LONDON
4. CALL MONEY RATES
5. 3-MONTH INTEREST RATES
6. EURO-DOLLAR DEPOSIT RATES
7. SELECTED EURO-DOLLAR AND U.S. MONEY MARKET RATES
8. INTEREST ARBITRAGE: 3-MONTH FUNDS
9. LONG-TERM GOVERNMENT BOND YIELDS
10. INDUSTRIAL STOCK INDICES

## **SUBSCRIPTION RATES:**

Weekly \$15.00 per year or \$.40 each in the United States, its possessions, Canada, and Mexico; 10 or more of the same issue to one address, \$13.50 per year or \$.35 each. Elsewhere, \$20.00 per year or \$.50 each. Address requests to Publications Services, Division of Administrative Services, and make payment remittance payable to the order of the Board of Governors of the Federal Reserve System in a form collectible at par in U.S. Currency.

CHART 1

# SPOT EXCHANGE INDICES

DOLLAR PRICES OF FOREIGN CURRENCIES AND WEIGHTED AVERAGE VALUES (THIN LINE)  
AVERAGES FOR WEEK ENDING WEDNESDAY

RATIO SCALE  
MARCH 1973=100

RATIO SCALE  
MARCH 1973=100

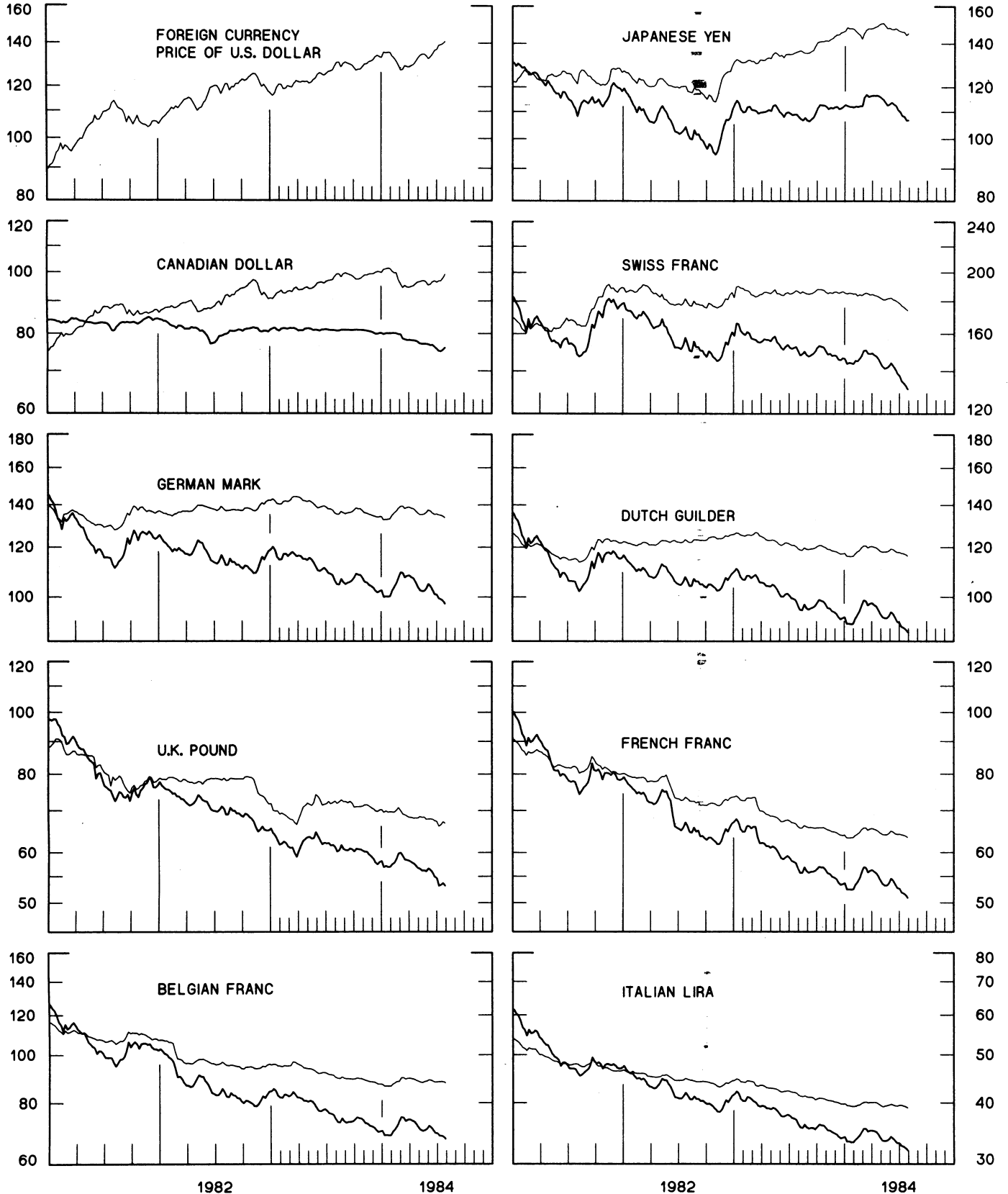


CHART 2  
**3-MONTH FORWARD EXCHANGE RATES**

PREMIUM (+) OR (-)  
 AVERAGES FOR WEEK ENDING WEDNESDAY

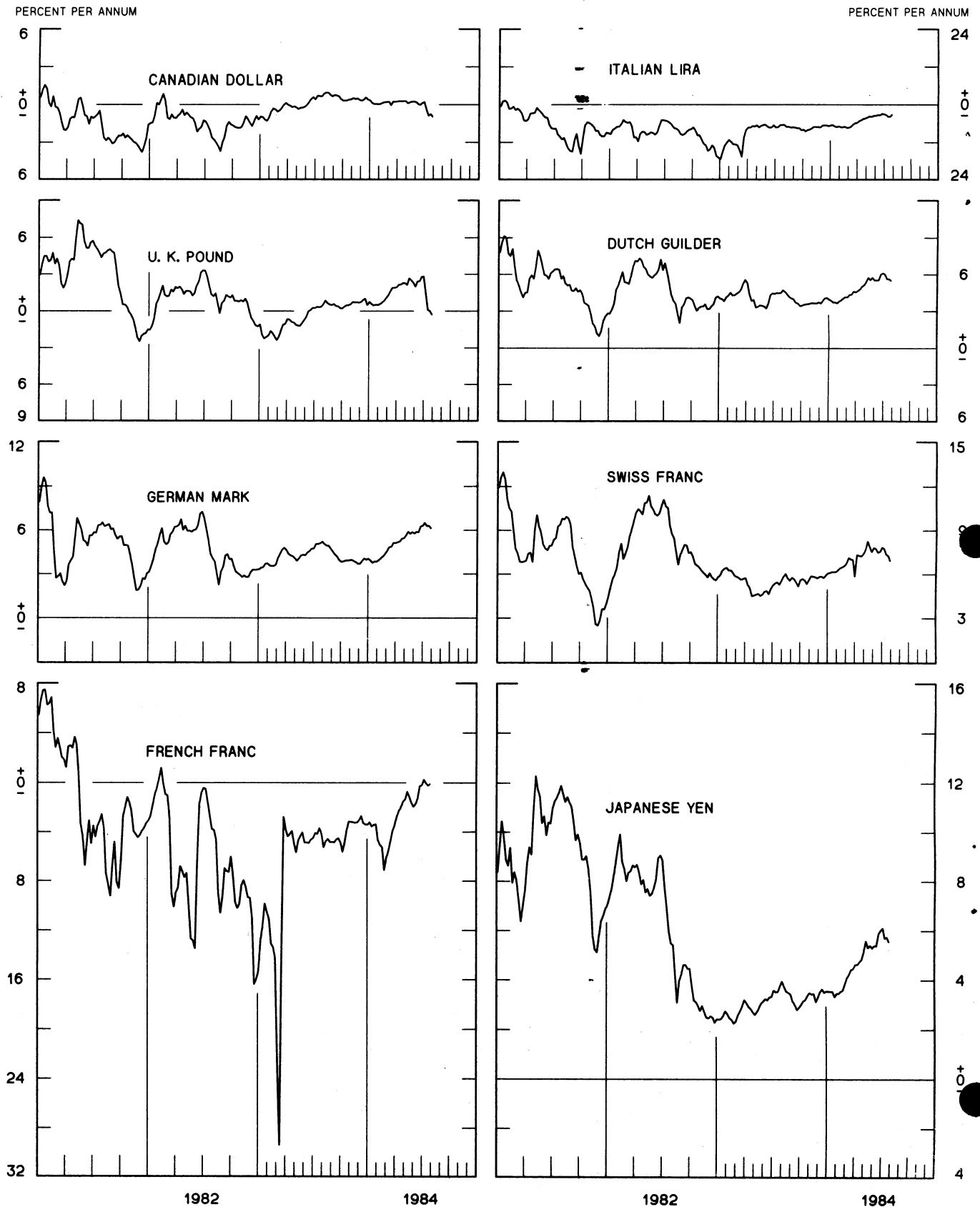


CHART 3  
PRICE OF GOLD IN LONDON  
AVERAGES FOR WEEK ENDING WEDNESDAY

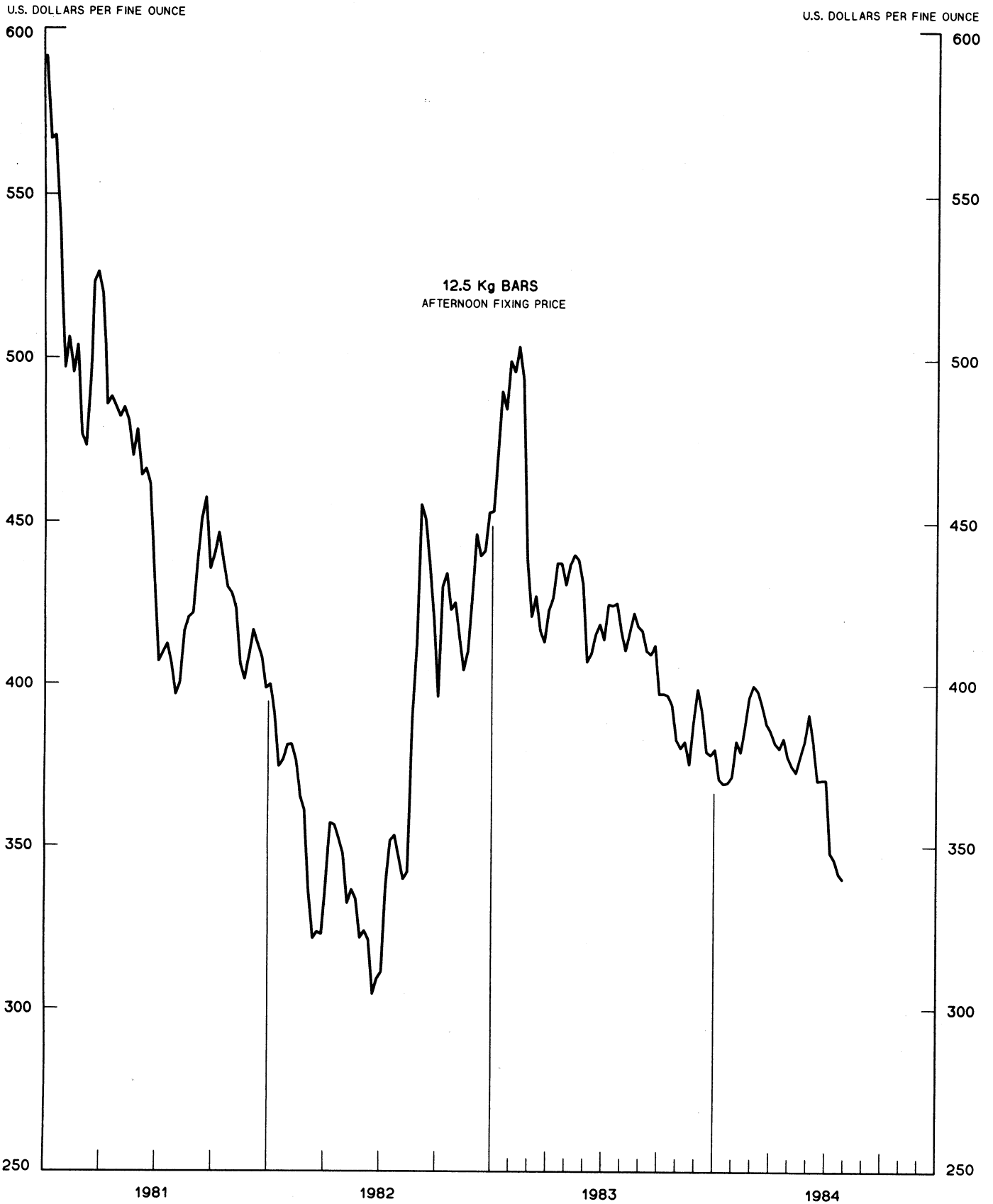
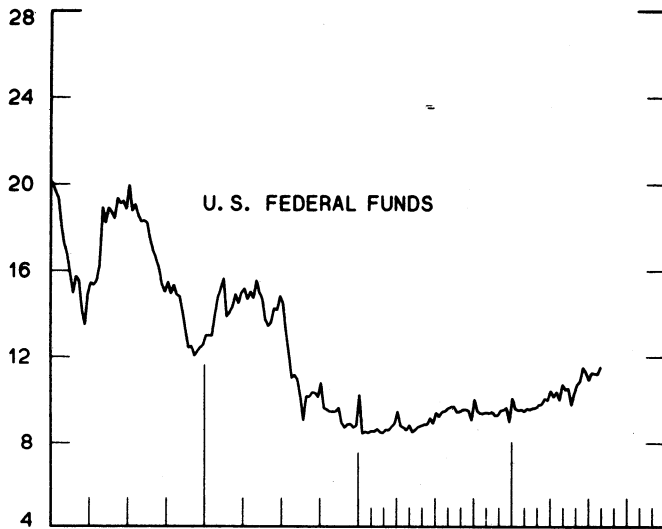
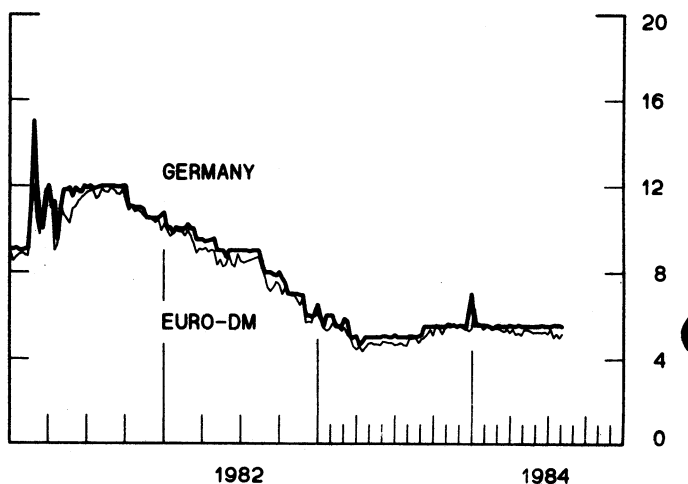
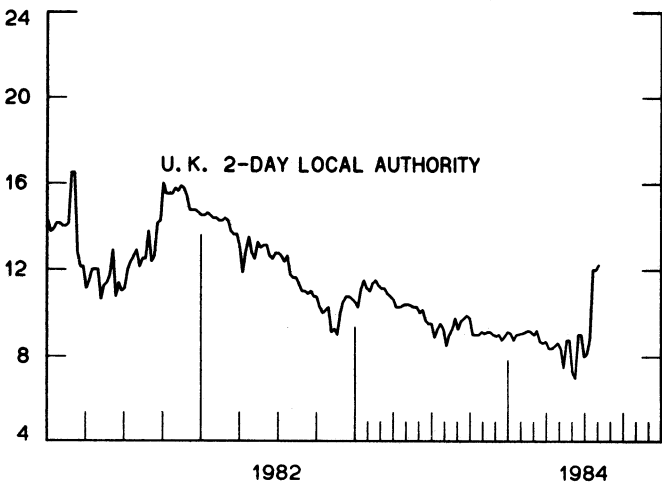
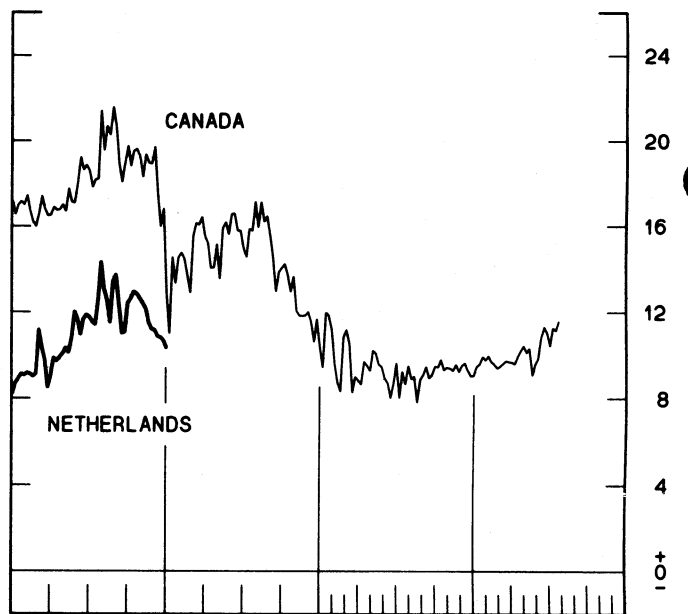
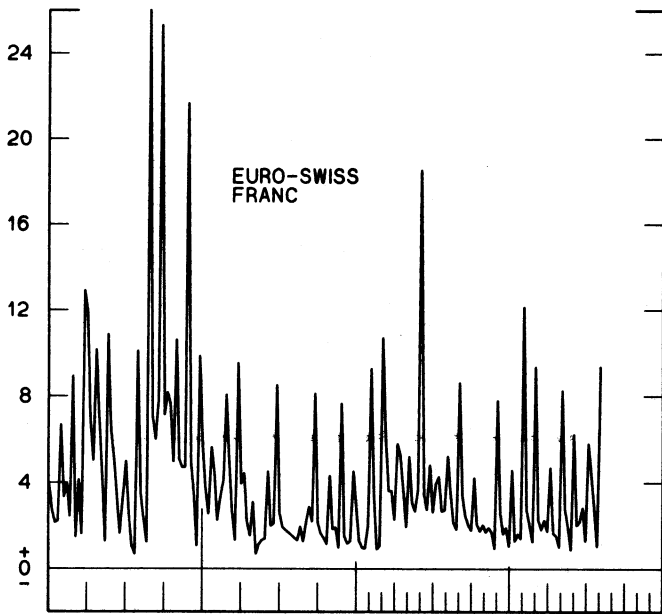
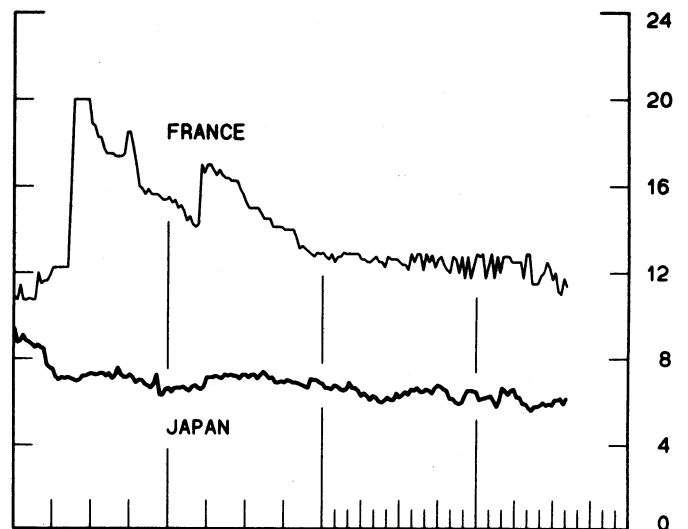


CHART 4  
**CALL MONEY RATES**  
 WEEKLY SERIES

PERCENT PER ANNUM



PERCENT PER ANNUM



1982

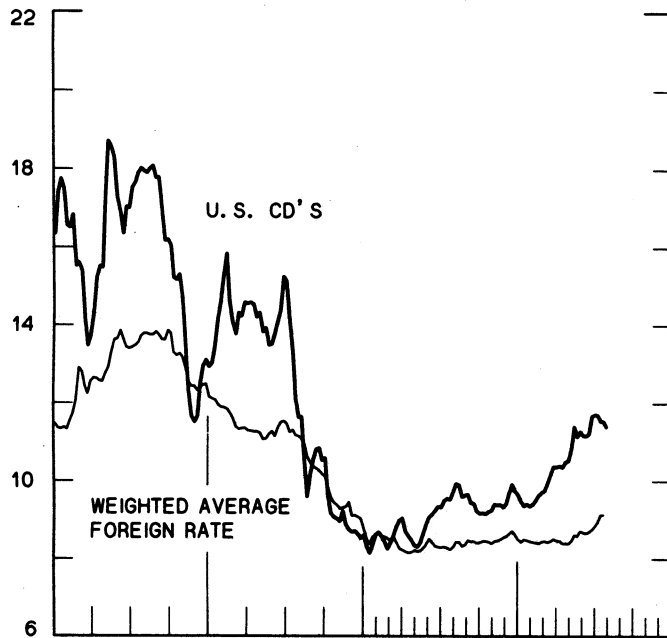
1984

1982

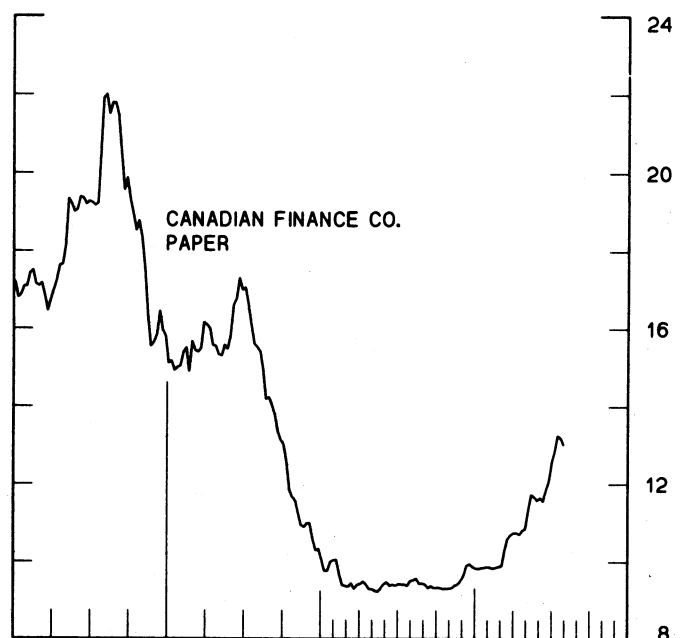
1984

CHART 5  
**3-MONTH INTEREST RATES**  
 WEEKLY SERIES

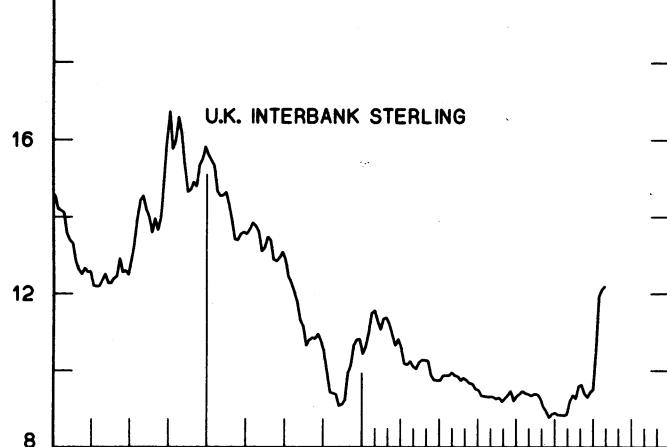
PERCENT PER ANNUM



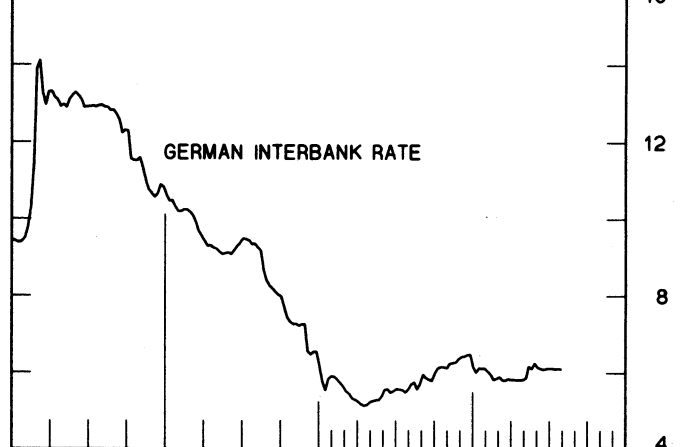
PERCENT PER ANNUM



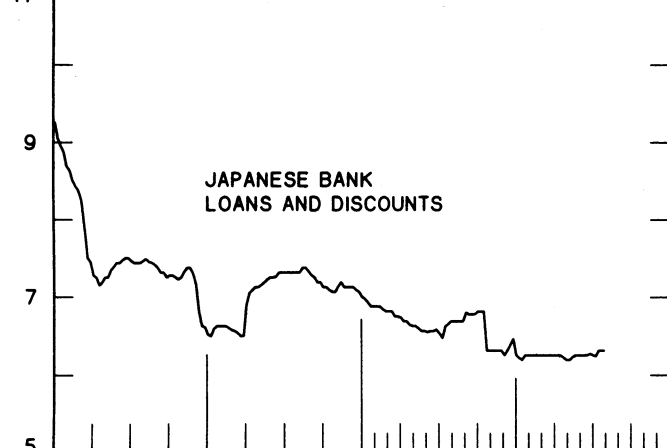
PERCENT PER ANNUM



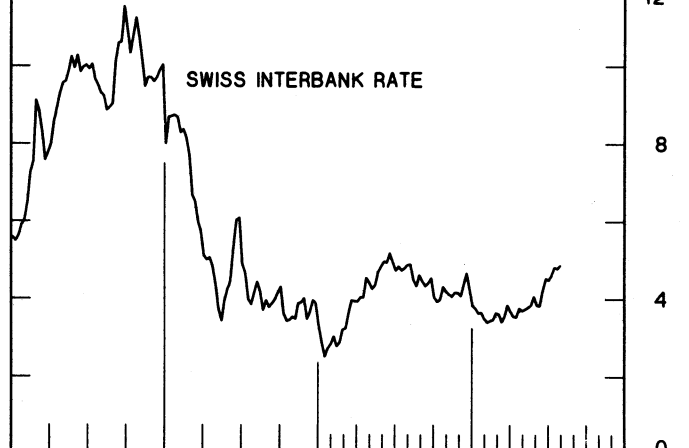
PERCENT PER ANNUM



PERCENT PER ANNUM



PERCENT PER ANNUM



1982

1984

1982

1984

CHART 6  
EURO-DOLLAR DEPOSIT RATES LONDON  
AVERAGES FOR WEEK ENDING WEDNESDAY

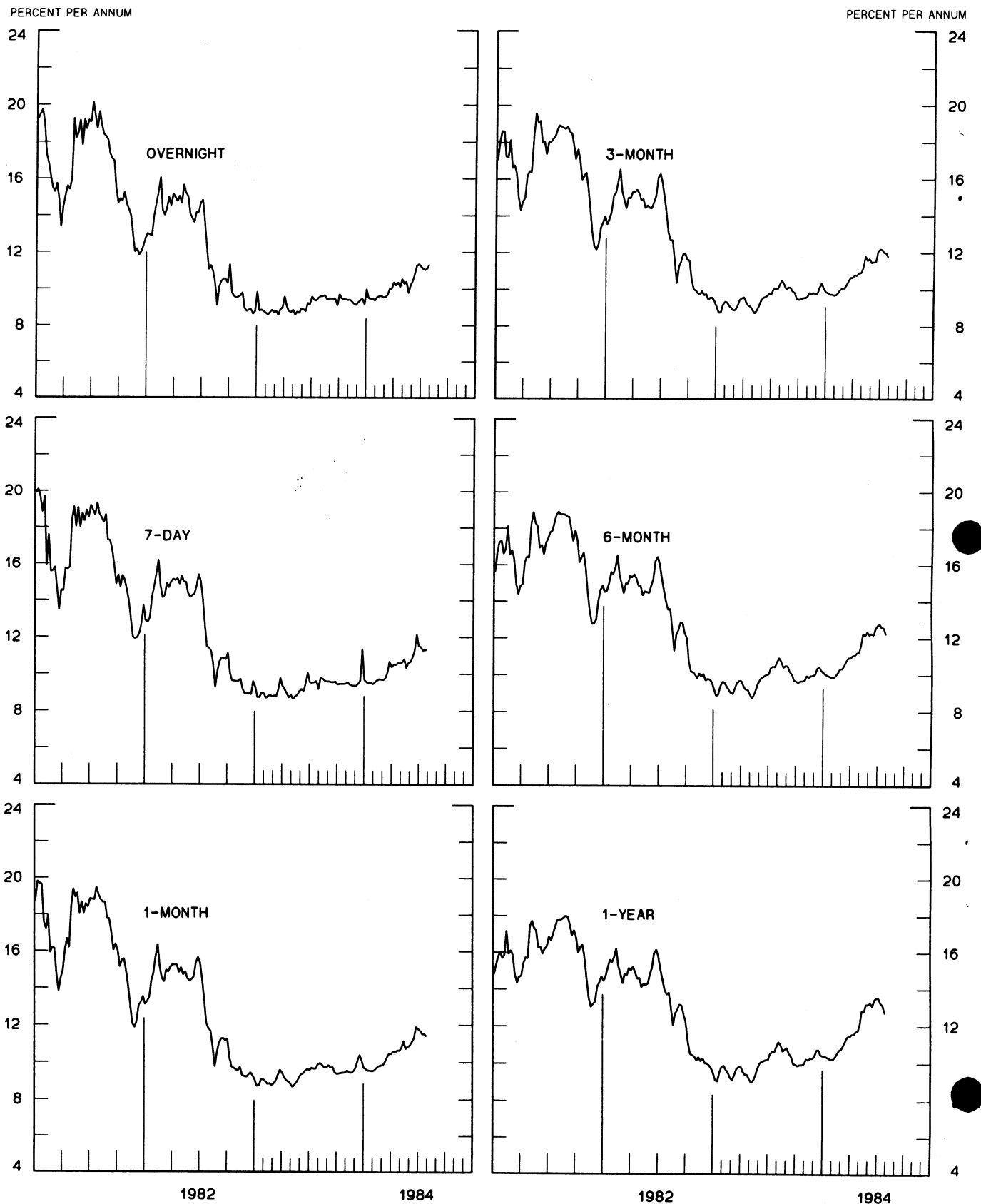




CHART 7

# SELECTED EURO-DOLLAR AND U. S. MONEY MARKET RATES

DIFFERENTIAL: PLUS(+), FAVORS BORROWING IN U. S.  
AVERAGES FOR WEEK ENDING WEDNESDAY

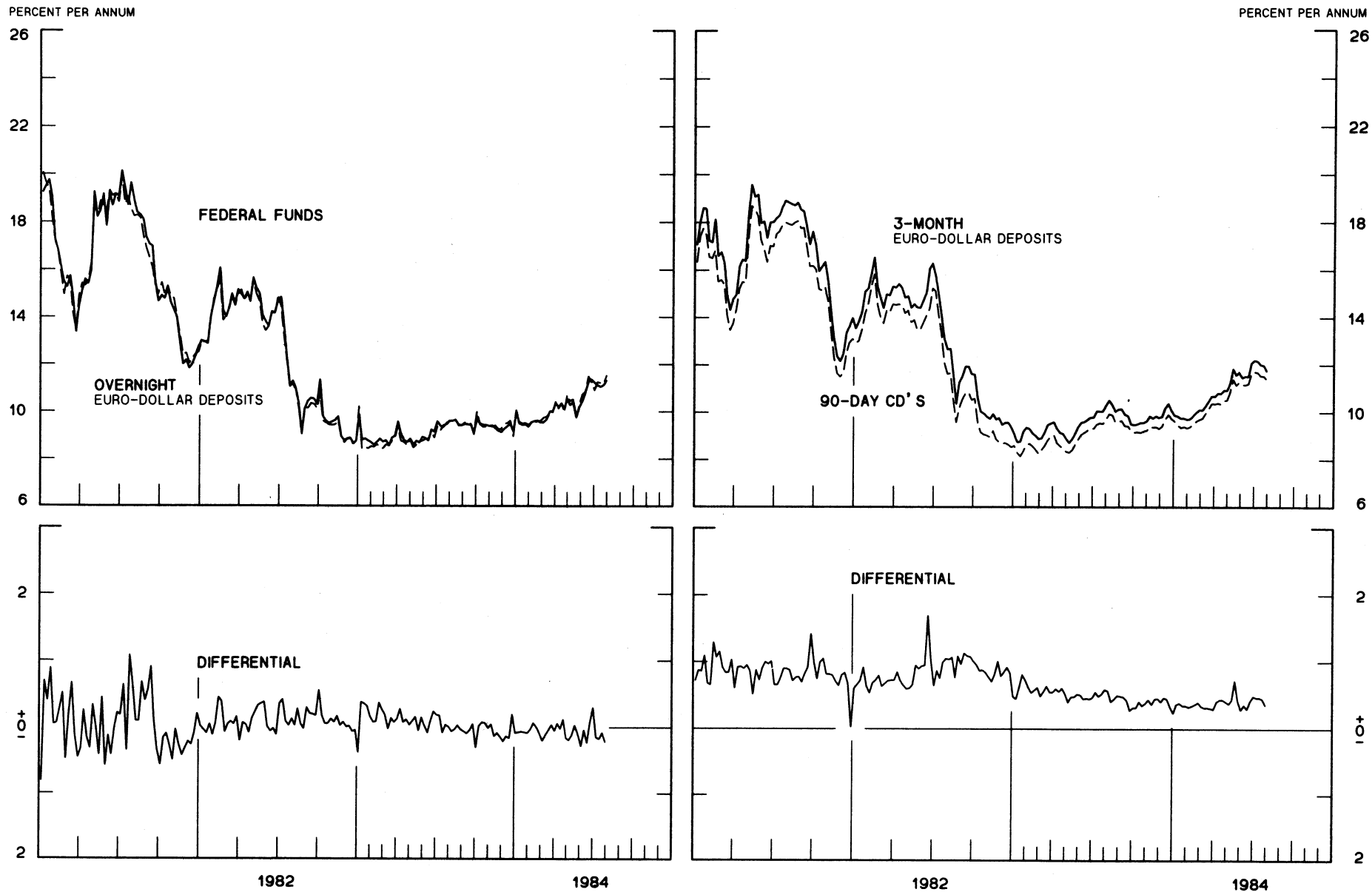
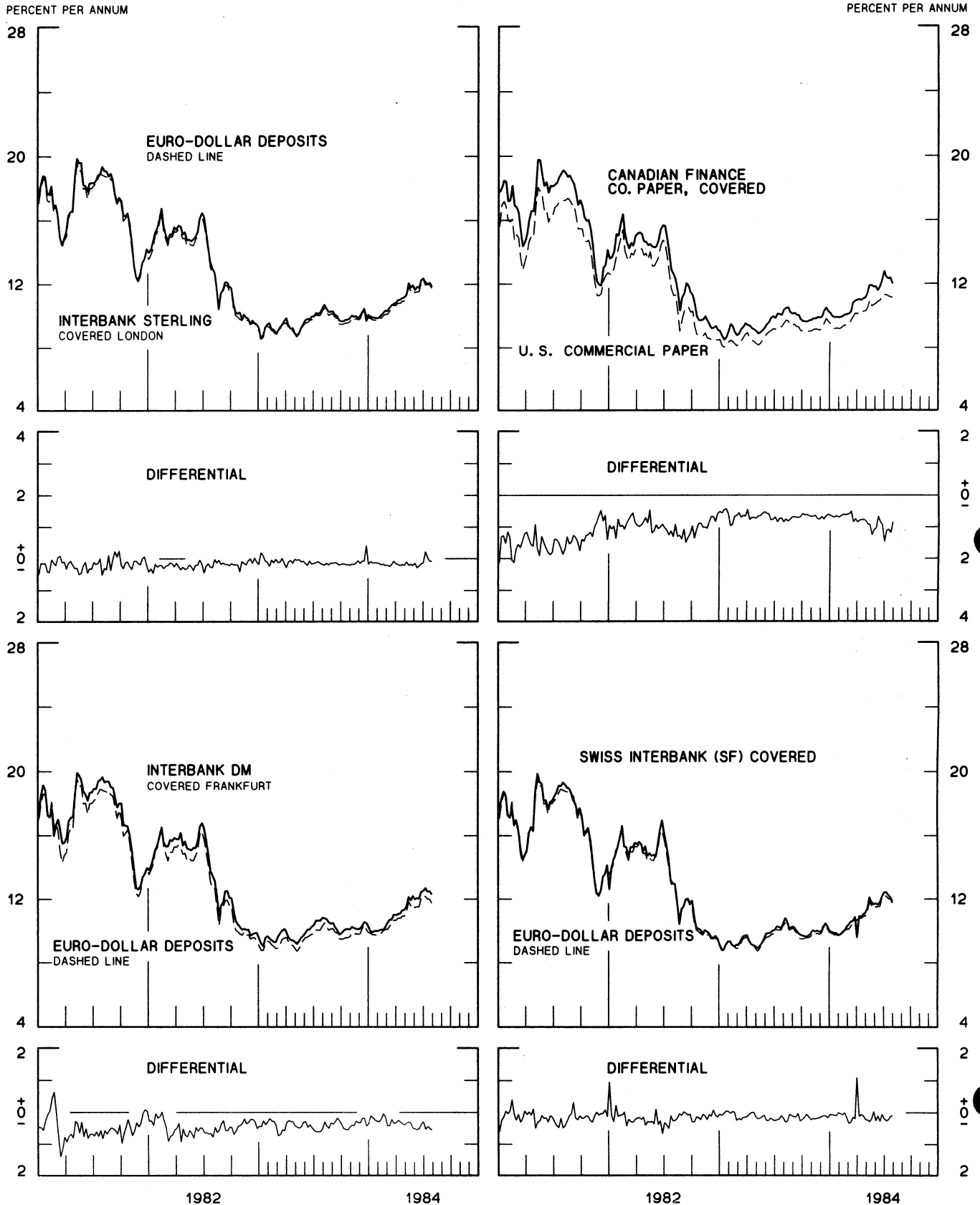


CHART 8

# INTEREST ARBITRAGE: 3-MONTH FUNDS

DIFFERENTIAL: PLUS(+), INDICATES FAVOR DOLLAR ASSETS  
AVERAGES FOR WEEK ENDING WEDNESDAY



1 PERCENT ON DIFFERENTIAL SCALE = 2 PERCENT ON RATE SCALE

CHART 9  
**LONG-TERM GOVERNMENT BOND YIELDS**  
 WEEKLY SERIES

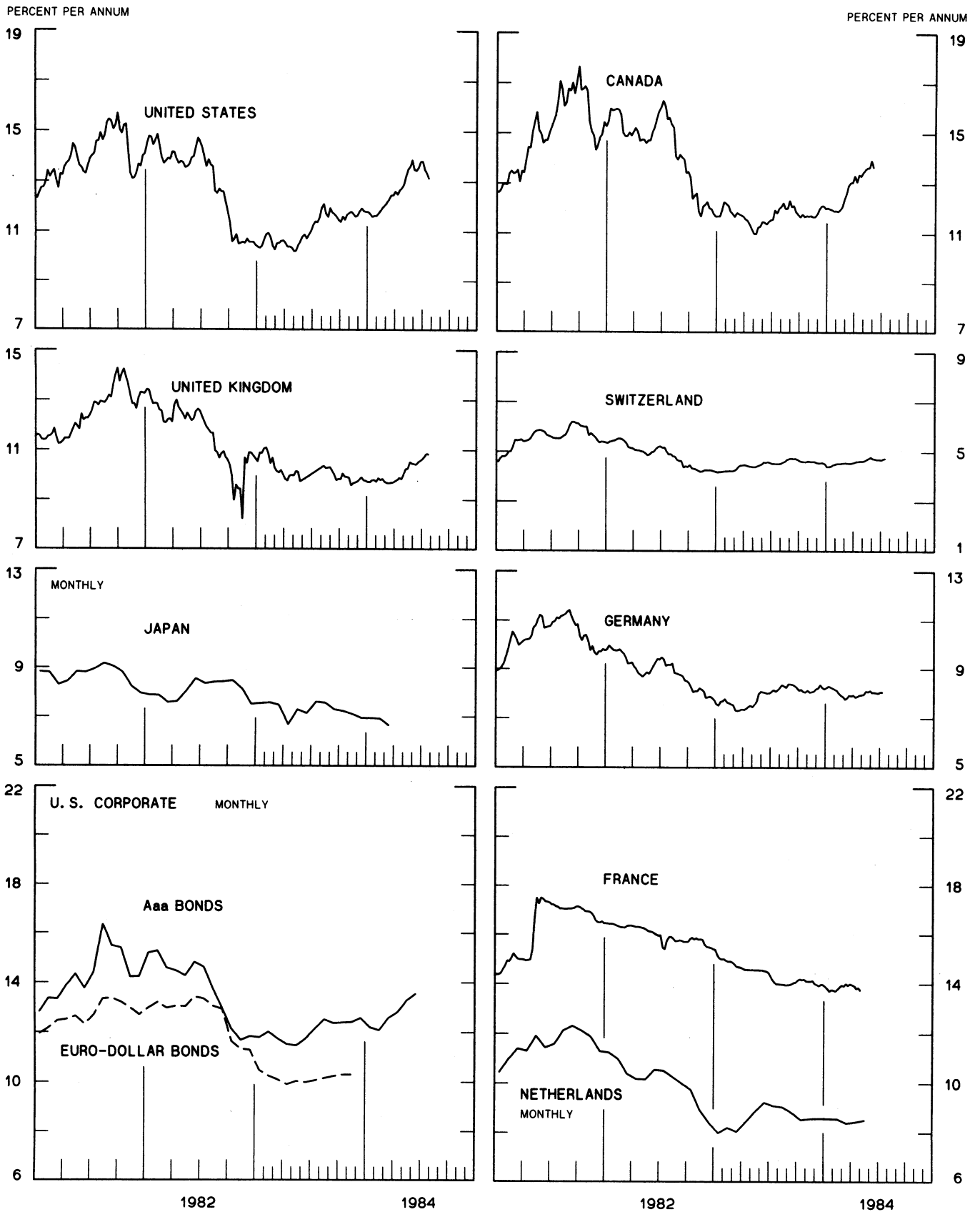
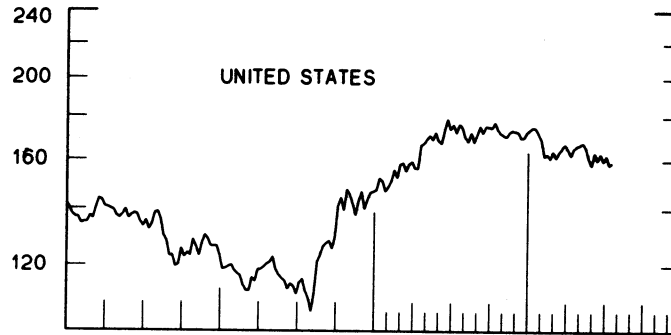
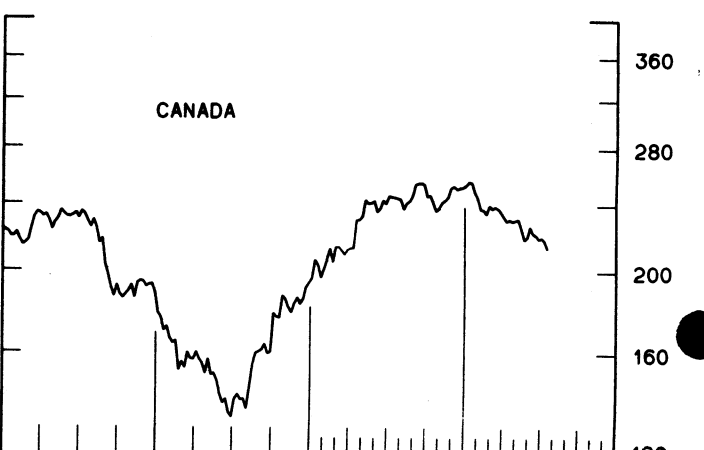
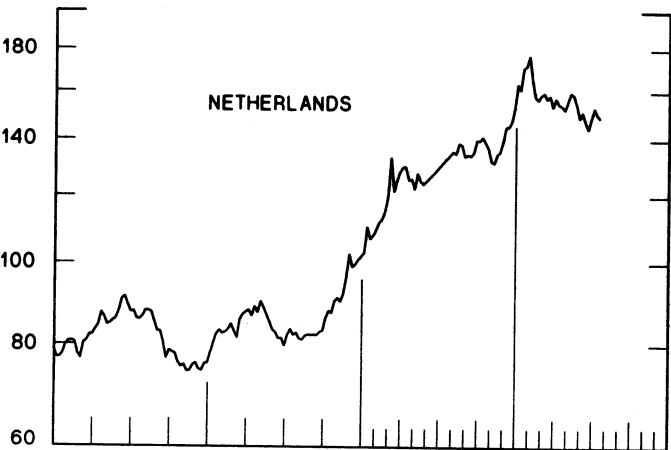
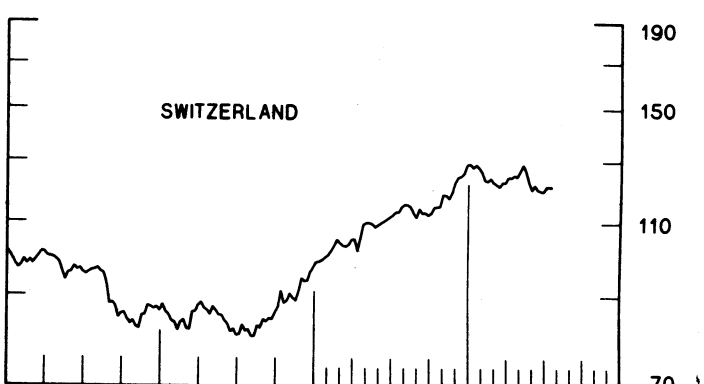
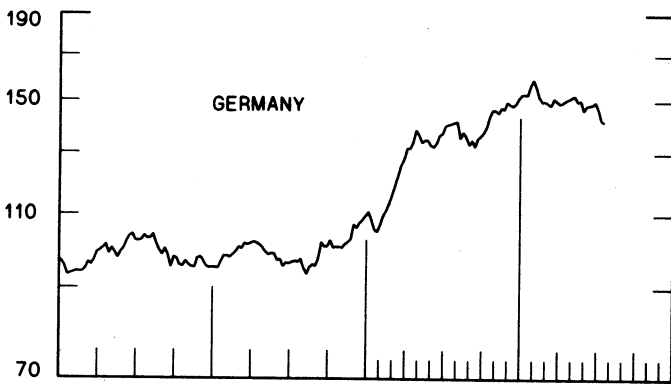
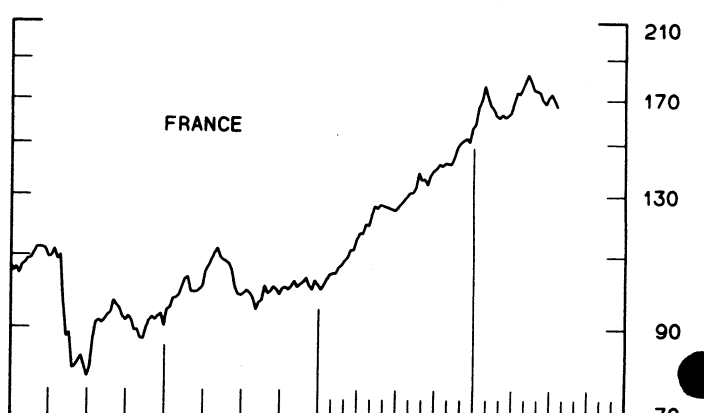
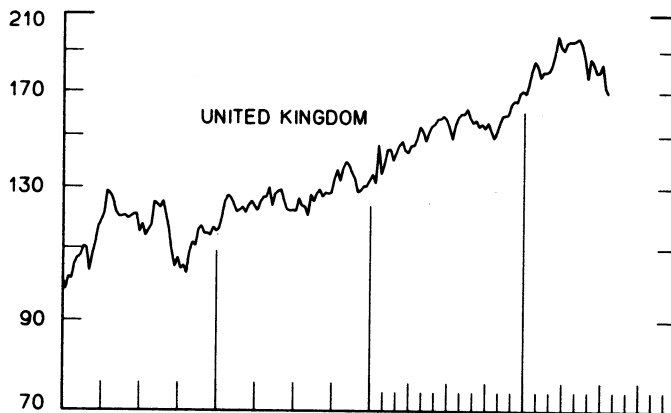
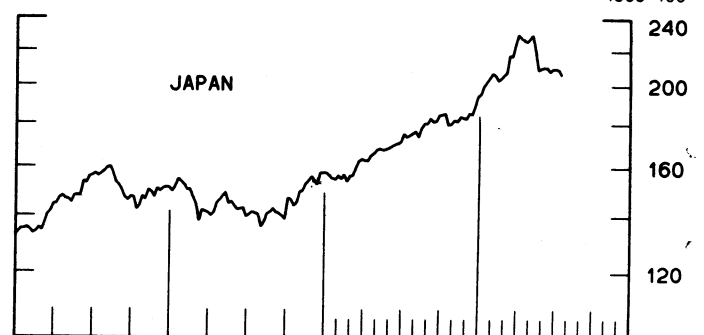


CHART 10  
**INDUSTRIAL STOCK INDICES**  
 WEEKLY SERIES

RATIO SCALE  
 1969=100



RATIO SCALE  
 1969=100



1982

1984

1982

1984

SERIES NAME

LAST VALUE PLOTTED  
DATE VALUE

CHART 1. SPOT EXCHANGE RATES AND INDICES

WEEKLY AVERAGES, NOON BUYING RATES (U.S. CENTS)

GERMAN MARK	AUG. 1	34.60
JAPANESE YEN	AUG. 1	0.40778
DUTCH GUILDER	AUG. 1	30.64
U.K. POUND	AUG. 1	131.15
CANADIAN DOLLAR	AUG. 1	76.19
FRENCH FRANC	AUG. 1	11.27
SWISS FRANC	AUG. 1	40.68
BELGIAN FRANC	AUG. 1	1.71207
ITALIAN LIRA	AUG. 1	0.05626
SWEDISH KRONA	AUG. 1	11.92

INDICES, MARCH 1973 BASE RATES = 100

GERMAN MARK	AUG. 1	97.34
JAPANESE YEN	AUG. 1	106.77
DUTCH GUILDER	AUG. 1	87.96
U.K. POUND	AUG. 1	53.05
CANADIAN DOLLAR	AUG. 1	75.94
FRENCH FRANC	AUG. 1	50.81
SWISS FRANC	AUG. 1	130.88
BELGIAN FRANC	AUG. 1	67.46
ITALIAN LIRA	AUG. 1	31.96

WEIGHTED AVERAGE EXCHANGE VALUE INDICES, MAR 1973 = 100  
(G-10 COUNTRIES PLUS SWITZERLAND)

U.S. DOLLAR	AUG. 1	140.77
GERMAN MARK	AUG. 1	133.60
JAPANESE YEN	AUG. 1	145.46
DUTCH GUILDER	AUG. 1	116.25
U.K. POUND	AUG. 1	66.84
CANADIAN DOLLAR	AUG. 1	99.34
FRENCH FRANC	AUG. 1	63.45
SWISS FRANC	AUG. 1	173.98
BELGIAN FRANC	AUG. 1	87.72
ITALIAN LIRA	AUG. 1	39.13
SWEDISH KRONA	AUG. 1	68.24

CHART 2. 3-MONTH FORWARD EXCHANGE RATES, PREMIUM OR DISCOUNT

CANADIAN DOLLAR	AUG. 1	-1.02
U.K. POUND	AUG. 1	-0.34
GERMAN MARK	AUG. 1	6.10
FRENCH FRANC	AUG. 1	-0.12
SWISS FRANC	AUG. 1	6.88
DUTCH GUILDER	AUG. 1	5.43
JAPANESE YEN	AUG. 1	5.54
ITALIAN LIRA	AUG. 1	-3.30

SERIES NAME	LAST VALUE PLOTTED DATE	VALUE
<b>CHART 3. GOLD PRICE IN LONDON, AFTERNOON FIXING</b>		
U.S. DOLLARS PER FINE OUNCE	AUG. 1	339.86
<b>CHART 4. CALL MONEY RATES</b>		
U.S. FEDERAL FUNDS	AUG. 1	11.53
OVERNIGHT EURO-DOLLAR DEPOSITS	AUG. 1	11.31
U.K.	AUG. 3	12.25
CANADA	JULY 20	11.57
GERMANY	AUG. 3	5.50
EURO-DM	AUG. 3	5.19
JAPAN	AUG. 3	6.13
FRANCE	AUG. 3	11.38
NETHERLANDS	JAN. 1	10.30
EURO-SWISS FRANC	AUG. 3	9.35
<b>CHART 5. 3-MONTH INTEREST RATES</b>		
U.S. 90-DAY CD'S, SECONDARY MARKET	AUG. 1	11.38
GERMAN INTERBANK LOAN	AUG. 1	6.09
JAPANESE BANK LOANS & DISCOUNTS	AUG. 1	6.31
CANADIAN FINANCE PAPER	AUG. 1	13.01
INTERBANK STERLING	AUG. 1	12.19
SWISS INTERBANK LOAN	AUG. 1	4.86
WEIGHTED AVERAGE FOREIGN INTEREST RATE (G-10 COUNTRIES PLUS SWITZERLAND)	JULY 25	9.13
<b>CHART 6. EURO-DOLLAR DEPOSIT RATES: LONDON</b>		
OVERNIGHT	AUG. 1	11.31
7-DAY	AUG. 1	11.31
1-MONTH	AUG. 1	11.40
3-MONTH	AUG. 1	11.74
6-MONTH	AUG. 1	12.21
1-YEAR	AUG. 1	12.70
<b>CHART 7. SELECTED EURO-DOLLAR AND U.S. MONEY MARKET RATES</b>		
OVERNIGHT EURO-DOLLAR DEPOSITS	AUG. 1	11.31
U.S. FEDERAL FUNDS	AUG. 1	11.53
DIFFERENTIAL ADJ. FOR RESERVE REQUIREMENTS	AUG. 1	-0.22
3-MONTH EURO-DOLLAR DEPOSIT RATE	AUG. 1	11.74
U.S. 90-DAY CD'S, SECONDARY MARKET	AUG. 1	11.38
DIFFERENTIAL	AUG. 1	0.36

LAST VALUE PLOTTED  
DATE VALUE

SERIES NAME

CHART 8. INTEREST ARBITRAGE, 3-MONTH FUNDS

EURO-DOLLAR DEPOSIT	AUG. 1	11.74
INTERBANK STERLING (LONDON), COVERED	AUG. 1	11.84
DIFFERENTIAL	AUG. 1	-0.10
U.S. COMMERCIAL PAPER	AUG. 1	11.11
CANADIAN FINANCE PAPER, COVERED	AUG. 1	11.96
DIFFERENTIAL	AUG. 1	-0.85
EURO-DOLLAR DEPOSIT	AUG. 1	11.74
INTERBANK DM (FRANKFURT), COVERED	AUG. 1	12.28
DIFFERENTIAL	AUG. 1	-0.54
EURO-DOLLAR DEPOSIT	AUG. 1	11.74
SWISS INTERBANK, COVERED	AUG. 1	11.82
DIFFERENTIAL	AUG. 1	-0.09

CHART 9. LONG TERM GOVERNMENT BOND YIELDS

UNITED STATES	JULY 27	13.11
GERMANY	JULY 13	8.06
JAPAN (MONTHLY)	MARCH	6.64
SWITZERLAND	JULY 20	4.75
CANADA	JUNE 8	13.65
FRANCE	MAY 4	13.73
NETHERLANDS (MONTHLY)	MAY	8.52
UNITED KINGDOM	JULY 27	10.83

U.S. CORPORATE

AAA BONDS	JUNE	13.55
EURO-DOLLAR BONDS	NOV.	10.29

CHART 10. STOCK INDICES

UNITED STATES	JULY 18	158.99
UNITED KINGDOM	JULY 18	169.24
CANADA	JULY 18	213.10
GERMANY	JULY 18	141.58
SWITZERLAND	JULY 18	121.31
NETHERLANDS	JULY 18	148.57
FRANCE	JULY 18	166.33
JAPAN	JULY 18	205.82

# FEDERAL RESERVE statistical release



H.10 (512)

AUGUST 3, 1984

## FOREIGN EXCHANGE RATES

FOR THE WEEK ENDING AUGUST 3, 1984

The Board of Governors of the Federal Reserve System is advised that the Federal Reserve Bank of New York has certified for customs purposes the following noon buying rates in New York City for cable transfers payable in foreign currencies:

COUNTRY	MONETARY UNIT	(CURRENCY UNITS PER DOLLAR)				
		JULY 30	JULY 31	AUG. 1	AUG. 2	AUG. 3
*AUSTRALIA	DOLLAR	82.90	82.65	83.15	83.63	84.30
AUSTRIA	SCHILLING	20.333	20.405	20.473	20.315	20.128
BELGIUM	FRANC	58.560	58.680	58.890	58.430	58.050
BRAZIL	CRUZEIRO	1905.00	1905.00	1905.00	1905.00	1933.00
CANADA	DOLLAR	1.3154	1.3115	1.3089	1.3060	1.3075
CHINA, P. R.	YUAN	2.3374	2.3374	2.3444	2.3327	2.3327
DENMARK	KRONE	10.5850	10.6200	10.6550	10.5775	10.4550
FINLAND	MARKKA	6.0955	6.0895	6.1245	6.0975	6.0330
FRANCE	FRANC	8.8830	8.9150	8.9560	8.8950	8.7850
GERMANY	D. MARK	2.8940	2.9063	2.9180	2.8975	2.8605
GREECE	DRACHMA	114.300	114.300	114.850	114.500	114.050
HONG KONG	DOLLAR	7.8475	7.8400	7.8300	7.8325	7.8350
INDIA	RUPEE	11.5200	11.5500	11.5600	11.5600	11.5500
*IRELAND	POUND	106.20	105.80	105.63	106.40	107.50
ISRAEL	SHEKEL	NA	NA	NA	NA	NA
ITALY	LIRA	1780.00	1786.00	1791.00	1777.00	1762.00
JAPAN	YEN	246.05	245.30	245.75	245.42	241.80
MALAYSIA	RINGGIT	2.3445	2.3450	2.3490	2.3450	2.3325
MEXICO	PESO	196.0000	196.2500	196.0000	195.5000	196.0000
NETHERLANDS	GUILDER	3.2715	3.2775	3.2950	3.2705	3.2340
*NEW ZEALAND	DOLLAR	49.430	49.450	49.430	49.630	50.000
NORWAY	KRONE	8.3330	8.3600	8.3850	8.3375	8.3530
PHILIPPINES	PESO	NA	NA	NA	NA	NA
PORTUGAL	ESCUDO	152.500	151.500	152.500	151.000	150.000
SINGAPORE	DOLLAR	2.1530	2.1540	2.1575	2.1550	2.1450
*SOUTH AFRICA	RAND	61.40	60.80	59.95	60.93	64.50
SOUTH KOREA	WON	812.80	813.50	814.10	813.80	813.00
SPAIN	PESETA	163.750	163.460	164.950	164.450	162.950
SRI LANKA	RUPEE	25.240	25.240	25.240	25.240	25.240
SWEDEN	KRONA	8.3945	8.4300	8.4390	8.4040	8.3250
SWITZERLAND	FRANC	2.4635	2.4725	2.4650	2.4510	2.4040
TAIWAN	DOLLAR	39.260	39.230	39.200	39.170	NA
THAILAND	BAHT	23.020	23.020	23.020	23.020	23.020
*UNITED KINGDOM	POUND	130.75	130.73	130.10	130.95	132.70
VENEZUELA	BOLIVAR	12.8000	12.8000	12.8000	NA	NA
MEMO:						
#UNITED STATES	DOLLAR	141.07	141.29	141.71	140.90	139.36

#INDEX OF WEIGHTED AVERAGE EXCHANGE VALUE OF U.S. DOLLAR AGAINST CURRENCIES OF OTHER G-11 COUNTRIES. MARCH 1973 = 100. WEIGHTS ARE 1972-76 GLOBAL TRADE OF EACH OF THE 10 COUNTRIES. SERIES REVISED AS OF AUGUST 1978. FOR DESCRIPTION AND EACH DATA, SEE "INDEX OF THE WEIGHTED-AVERAGE EXCHANGE VALUE OF THE U.S. DOLLAR: REVISION" ON PAGE 700 OF THE AUGUST 1978 FEDERAL RESERVE BULLETIN.

\*VALUE IS U.S. CENTS