

S-4410

DATA FILE
LIBRARY
FEDERAL RESERVE BANK
OF CHICAGO

(516/517)

LIBRARY
AUG 3 1984
FEDERAL RESERVE
BANK OF CHICAGO

Selected Interest & Exchange Rates

Weekly Series of Charts

July 30, 1984

Prepared by the
FINANCIAL MARKETS
SECTION

DIVISION OF
INTERNATIONAL FINANCE

BOARD OF GOVERNORS
FEDERAL RESERVE SYSTEM
Washington, D.C. 20551

Table of Contents

TABLES

1. LATEST FIGURES PLOTTED
2. DAILY CERTIFIED SPOT EXCHANGE RATES--
H.10 RELEASE

CHARTS

1. SPOT EXCHANGE RATE INDICES
2. 3-MONTH FORWARD EXCHANGE RATES
3. GOLD PRICE--LONDON
4. CALL MONEY RATES
5. 3-MONTH INTEREST RATES
6. EURO-DOLLAR DEPOSIT RATES
7. SELECTED EURO-DOLLAR AND
U.S. MONEY MARKET RATES
8. INTEREST ARBITRAGE: 3-MONTH FUNDS
9. LONG-TERM GOVERNMENT BOND YIELDS
10. INDUSTRIAL STOCK INDICES

SUBSCRIPTION RATES:

Weekly \$15.00 per year or \$.40 each in the United States, its possessions, Canada, and Mexico; 10 or more of the same issue to one address, \$13.50 per year or \$.35 each. Elsewhere, \$20.00 per year or \$.50 each. Address requests to Publications Services, Division of Administrative Services, and make payment remittance payable to the order of the Board of Governors of the Federal Reserve System in a form collectible at par in U.S. Currency.

CHART 1

SPOT EXCHANGE INDICES

DOLLAR PRICES OF FOREIGN CURRENCIES AND WEIGHTED AVERAGE VALUES (THIN LINE)
AVERAGES FOR WEEK ENDING WEDNESDAY

RATIO SCALE
MARCH 1973=100

RATIO SCALE
MARCH 1973=100

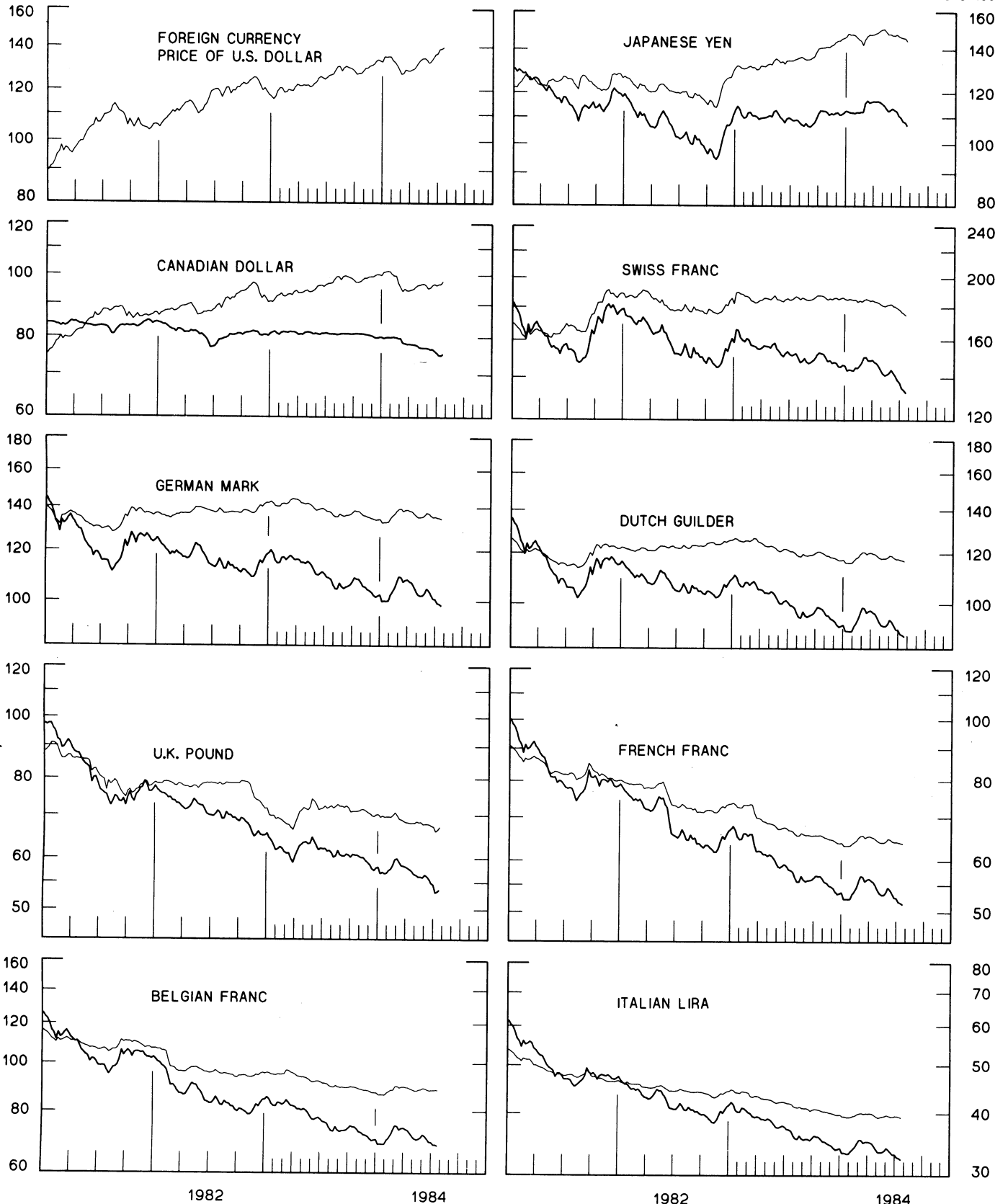


CHART 2
3-MONTH FORWARD EXCHANGE RATES

PREMIUM (+) OR (-)
 AVERAGES FOR WEEK ENDING WEDNESDAY

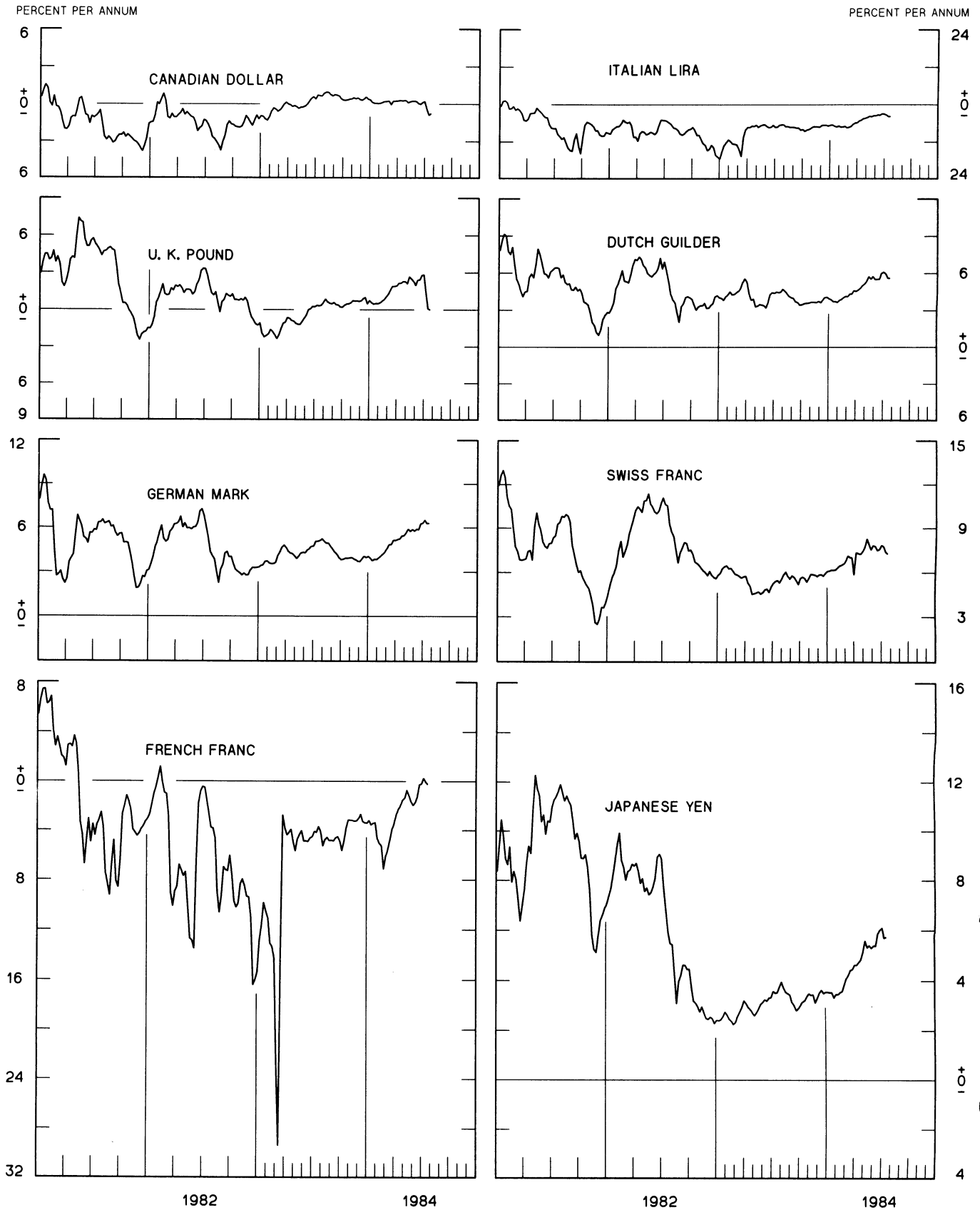


CHART 3
PRICE OF GOLD IN LONDON
AVERAGES FOR WEEK ENDING WEDNESDAY

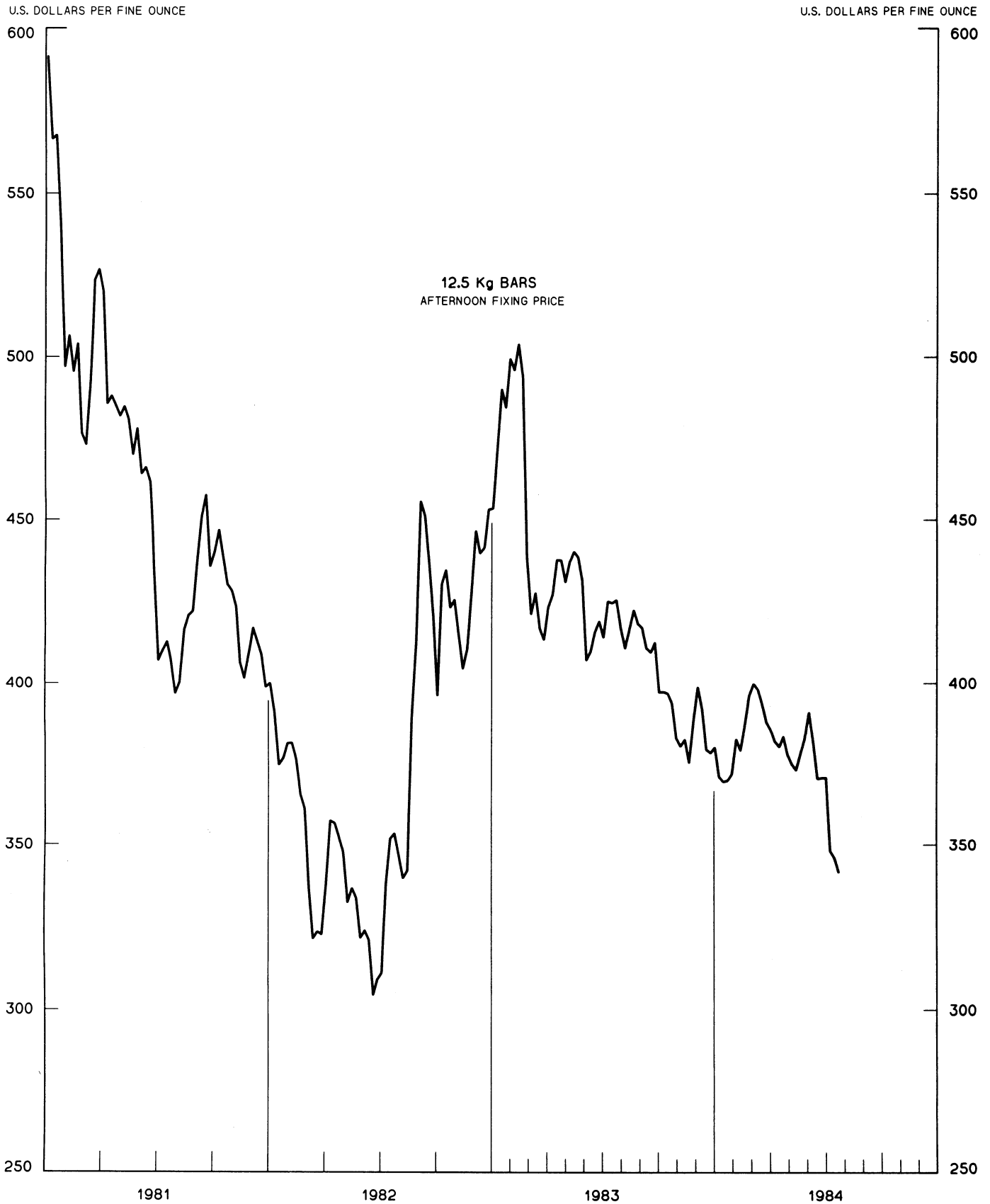


CHART 4
CALL MONEY RATES
 WEEKLY SERIES

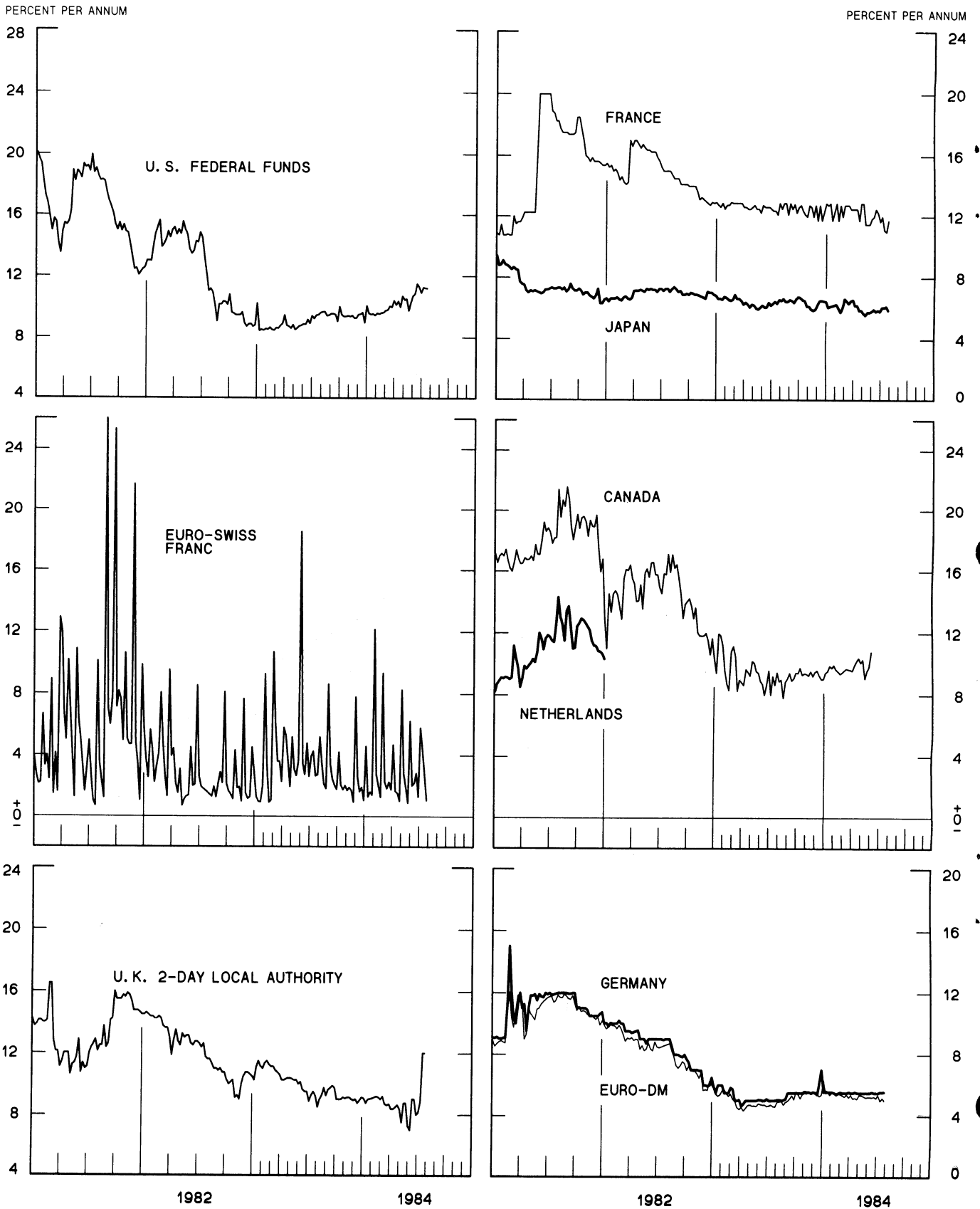


CHART 5
3-MONTH INTEREST RATES
 WEEKLY SERIES

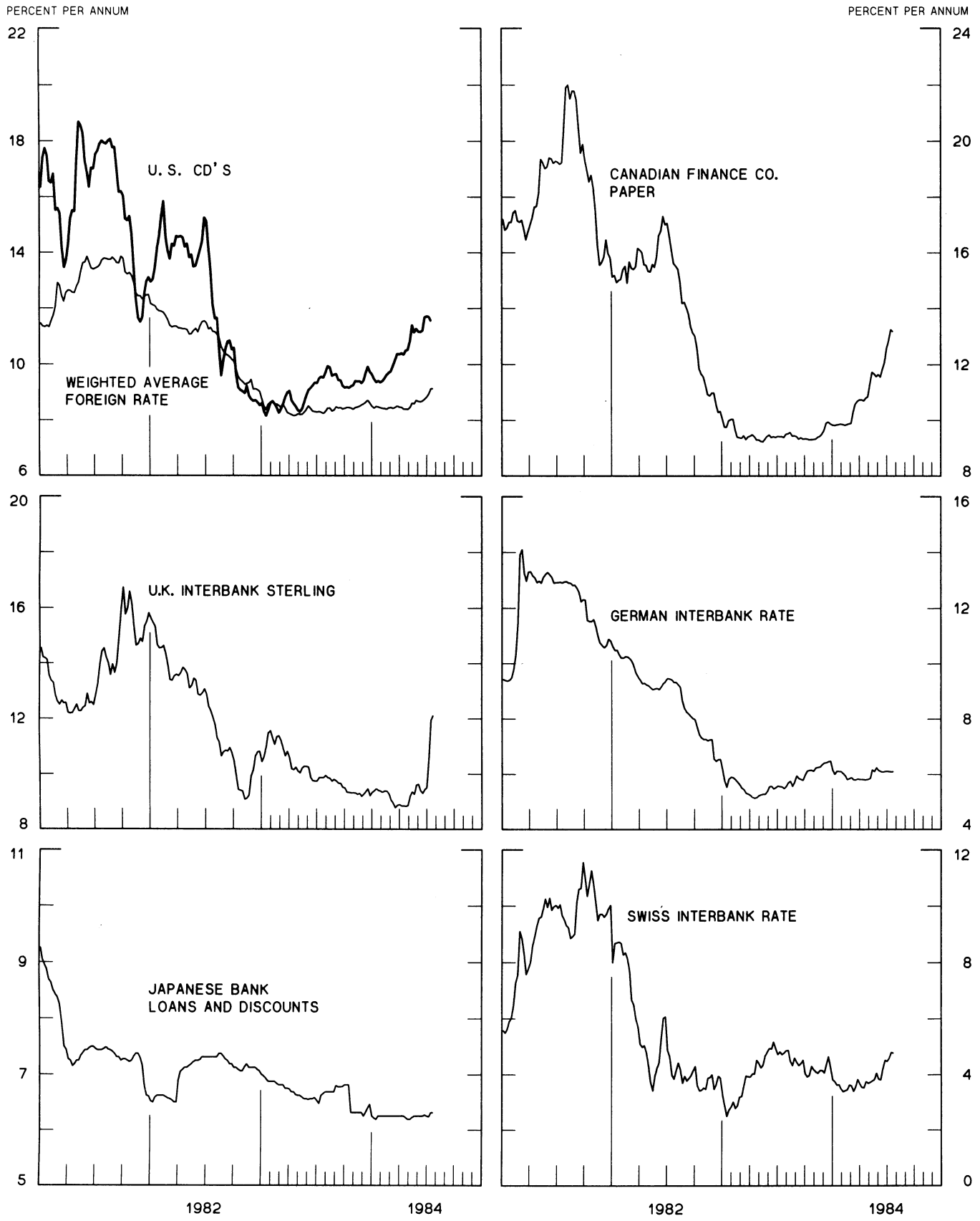


CHART 6
EURO-DOLLAR DEPOSIT RATES LONDON
AVERAGES FOR WEEK ENDING WEDNESDAY

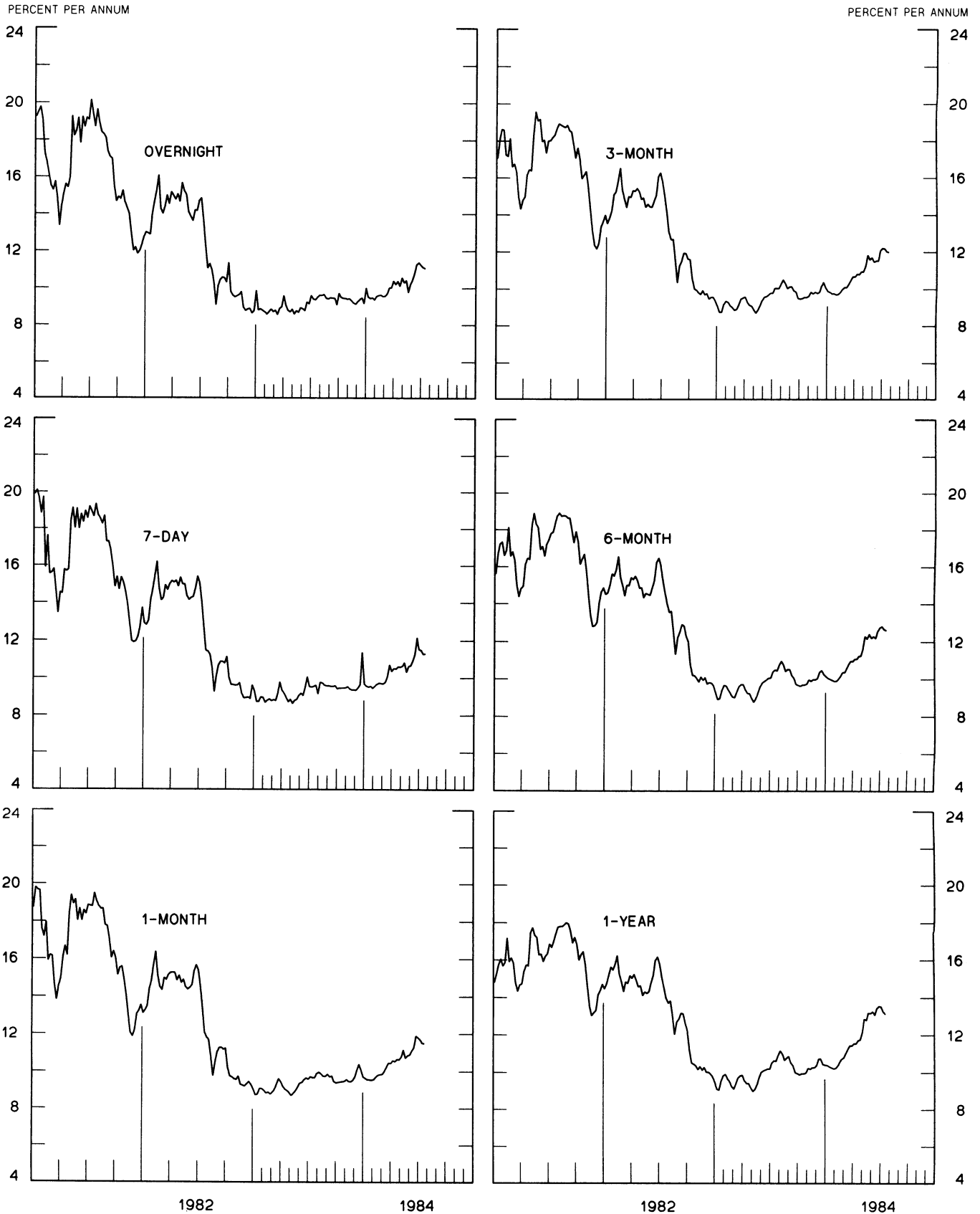
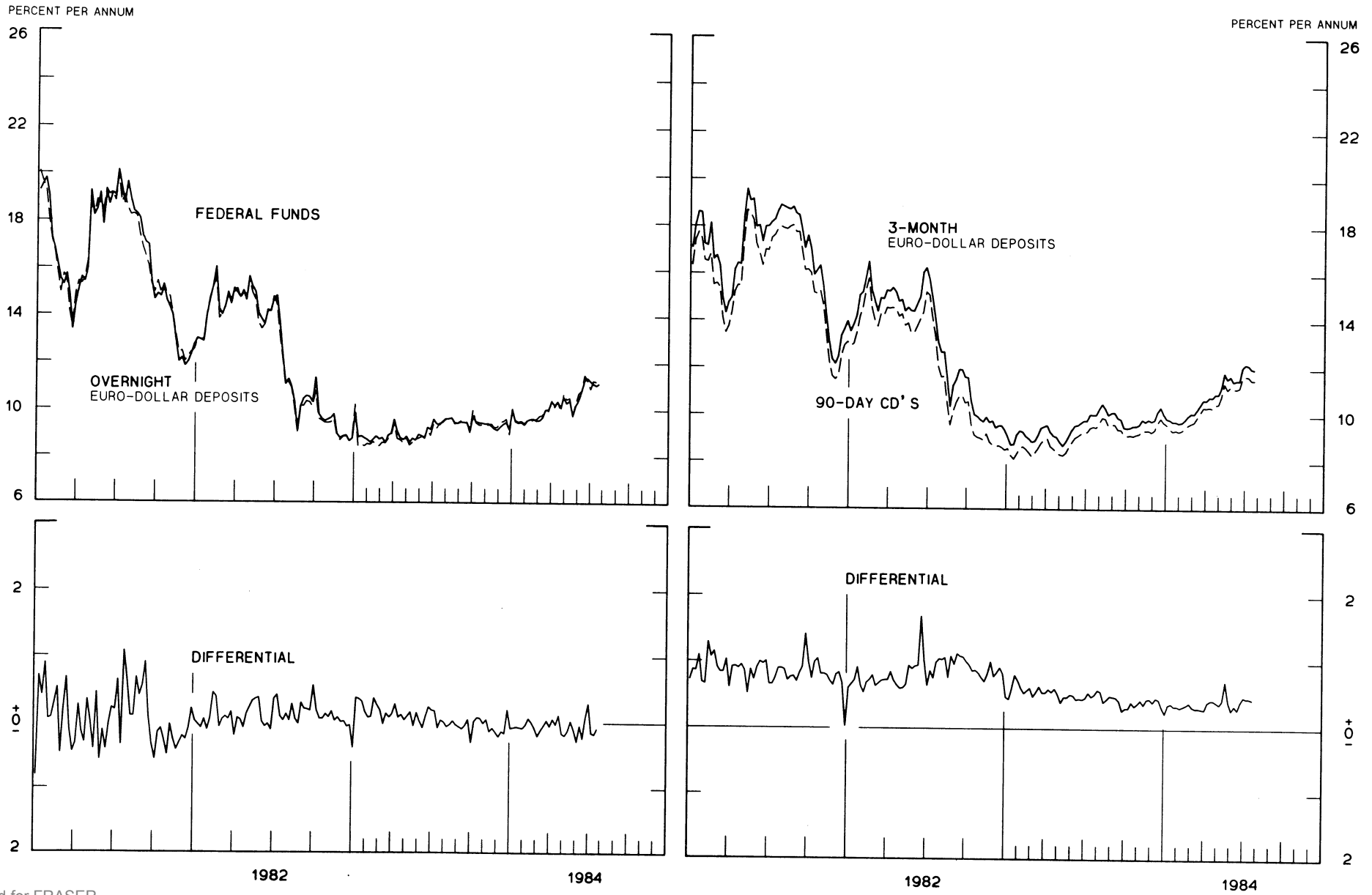


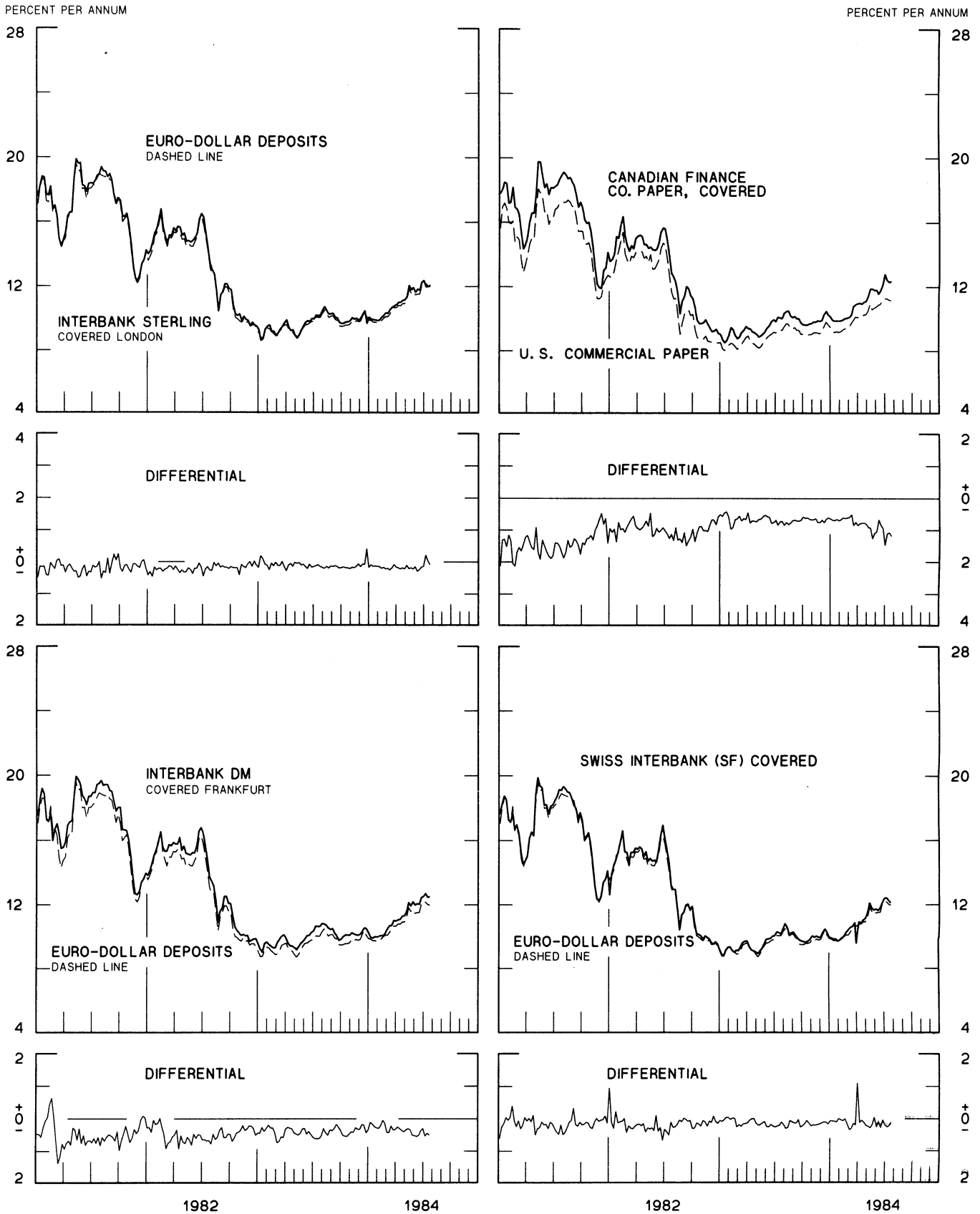
CHART 7
SELECTED EURO-DOLLAR AND U. S. MONEY MARKET RATES

DIFFERENTIAL: PLUS(+), FAVORS BORROWING IN U. S.
 AVERAGES FOR WEEK ENDING WEDNESDAY



INTEREST ARBITRAGE: 3-MONTH FUNDS

DIFFERENTIAL: PLUS(+), INDICATES FAVOR DOLLAR ASSETS
AVERAGES FOR WEEK ENDING WEDNESDAY



1 PERCENT ON DIFFERENTIAL SCALE = 2 PERCENT ON RATE SCALE

CHART 9
LONG-TERM GOVERNMENT BOND YIELDS
 WEEKLY SERIES

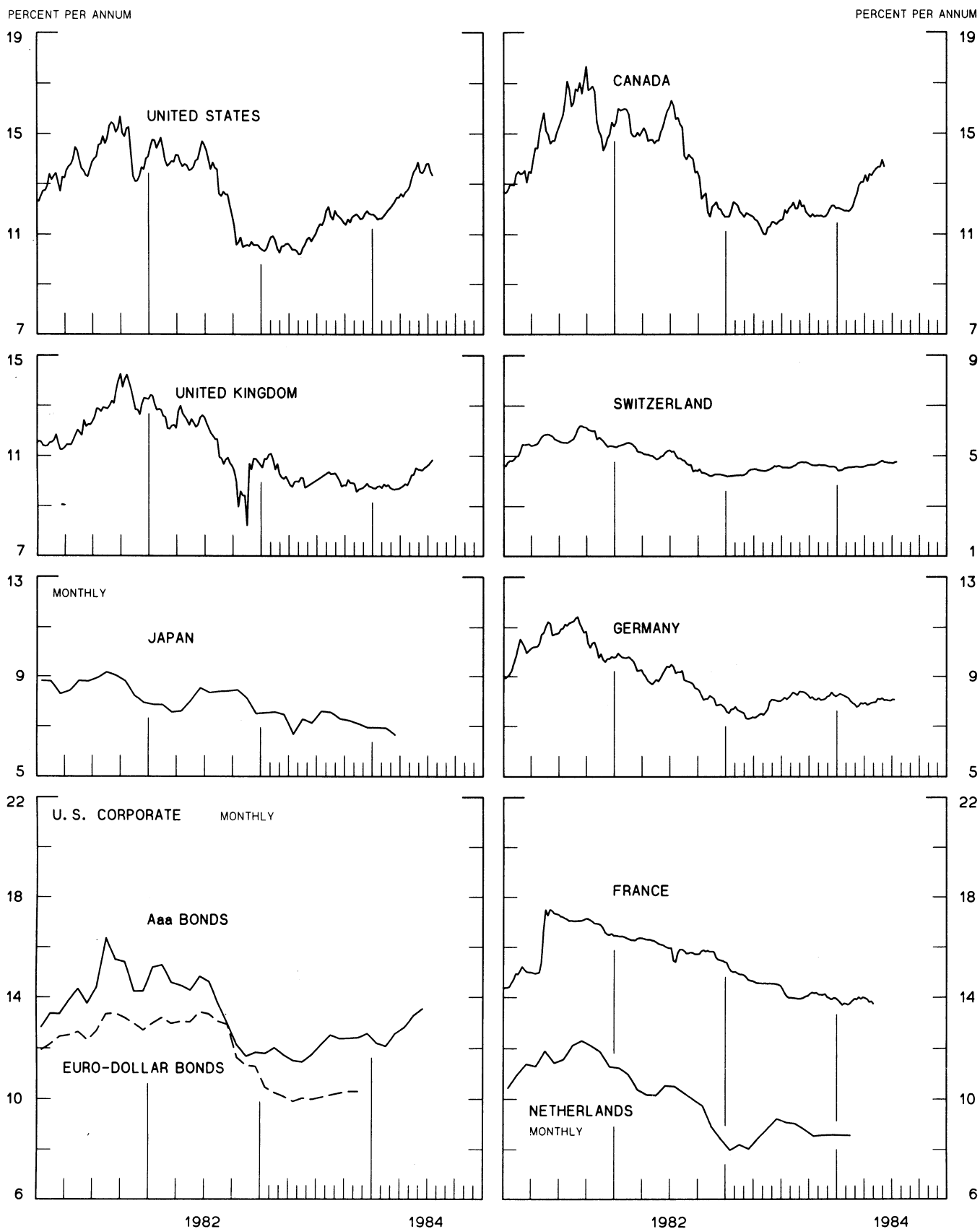
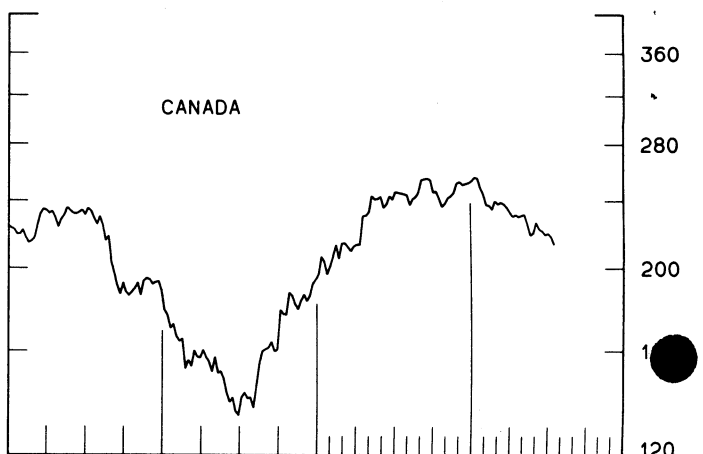
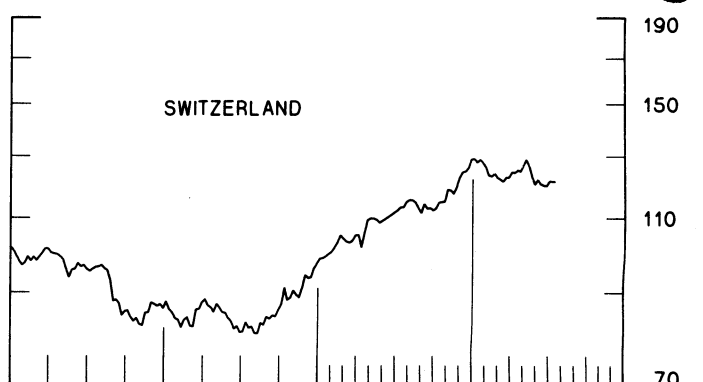
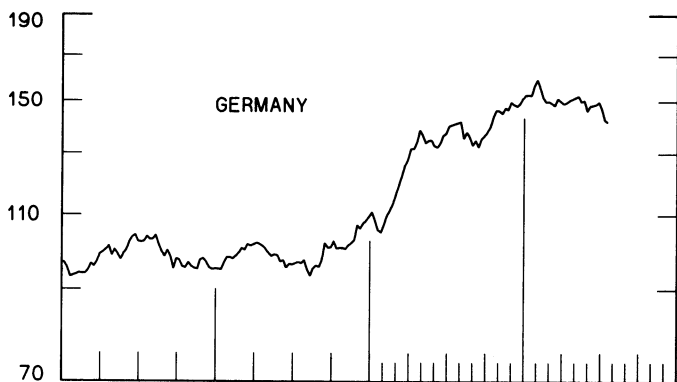
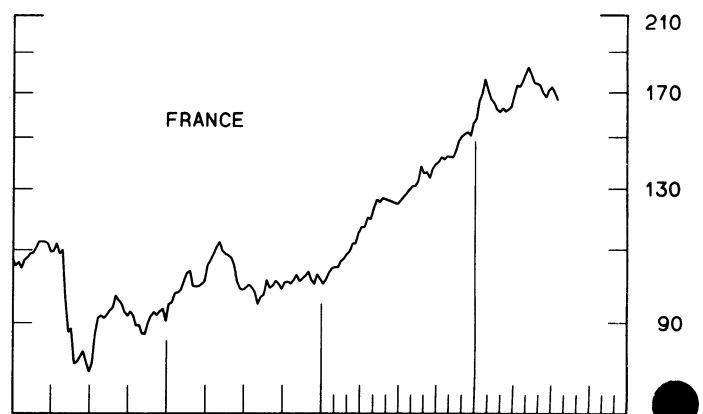
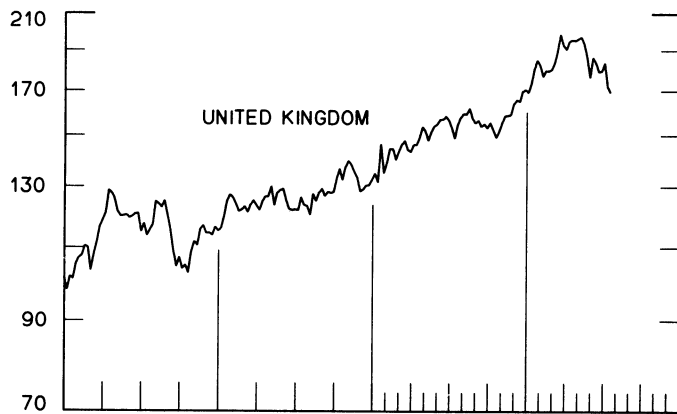
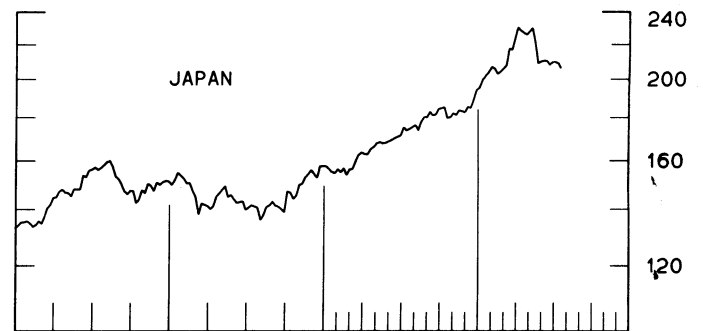
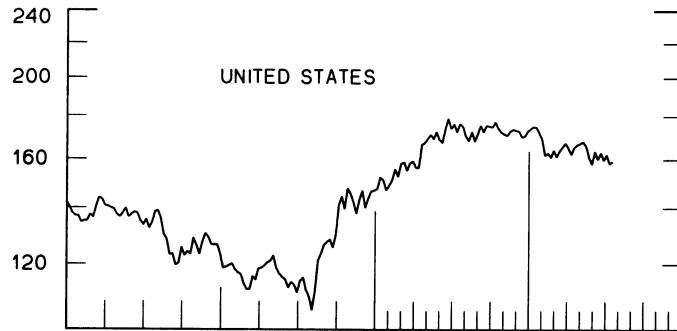


CHART 10
INDUSTRIAL STOCK INDICES
 WEEKLY SERIES

RATIO SCALE
 1969=100

RATIO SCALE
 1969=100



1982

1984

1982

1984

SERIES NAME

LAST VALUE PLOTTED
DATE VALUE

CHART 1. SPOT EXCHANGE RATES AND INDICES

WEEKLY AVERAGES, NOON BUYING RATES (U.S. CENTS)

GERMAN MARK	JULY 25	34.96
JAPANESE YEN	JULY 25	0.40748
DUTCH GUILDER	JULY 25	30.97
U.K. POUND	JULY 25	132.52
CANADIAN DOLLAR	JULY 25	75.59
FRENCH FRANC	JULY 25	11.39
SWISS FRANC	JULY 25	41.17
BELGIAN FRANC	JULY 25	1.72894
ITALIAN LIRA	JULY 25	0.05685
SWEDISH KRONA	JULY 25	12.02

INDICES, MARCH 1973 BASE RATES = 100

GERMAN MARK	JULY 25	98.36
JAPANESE YEN	JULY 25	106.69
DUTCH GUILDER	JULY 25	88.92
U.K. POUND	JULY 25	53.60
CANADIAN DOLLAR	JULY 25	75.34
FRENCH FRANC	JULY 25	51.34
SWISS FRANC	JULY 25	132.45
BELGIAN FRANC	JULY 25	68.13
ITALIAN LIRA	JULY 25	32.30

WEIGHTED AVERAGE EXCHANGE VALUE INDICES, MAR 1973 = 100
(G-10 COUNTRIES PLUS SWITZERLAND)

U.S. DOLLAR	JULY 25	139.76
GERMAN MARK	JULY 25	134.36
JAPANESE YEN	JULY 25	144.42
DUTCH GUILDER	JULY 25	116.91
U.K. POUND	JULY 25	67.20
CANADIAN DOLLAR	JULY 25	97.89
FRENCH FRANC	JULY 25	63.79
SWISS FRANC	JULY 25	175.10
BELGIAN FRANC	JULY 25	88.11
ITALIAN LIRA	JULY 25	39.34
SWEDISH KRONA	JULY 25	68.43

CHART 2. 3-MONTH FORWARD EXCHANGE RATES, PREMIUM OR DISCOUNT

CANADIAN DOLLAR	JULY 25	-0.81
U.K. POUND	JULY 25	-0.04
GERMAN MARK	JULY 25	6.27
FRENCH FRANC	JULY 25	-0.26
SWISS FRANC	JULY 25	7.23
DUTCH GUILDER	JULY 25	5.58
JAPANESE YEN	JULY 25	5.74
ITALIAN LIRA	JULY 25	-3.95

SERIES NAME

LAST VALUE PLOTTED
DATE VALUE

CHART 3. GOLD PRICE IN LONDON, AFTERNOON FIXING

U.S. DOLLARS PER FINE OUNCE JULY 25 341.49

CHART 4. CALL MONEY RATES

U.S. FEDERAL FUNDS	JULY 25	11.19
OVERNIGHT EURO-DOLLAR DEPOSITS	JULY 25	11.11
U.K.	JULY 27	12.00
CANADA	JUNE 8	10.84
GERMANY	JULY 27	5.55
EURO-DM	JULY 27	4.99
JAPAN	JULY 27	5.88
FRANCE	JULY 27	11.75
NETHERLANDS	JAN. 1	10.30
EURO-SWISS FRANC	JULY 27	1.02

CHART 5. 3-MONTH INTEREST RATES

U.S. 90-DAY CD'S, SECONDARY MARKET	JULY 25	11.53
GERMAN INTERBANK LOAN	JULY 25	6.10
JAPANESE BANK LOANS & DISCOUNTS	JULY 25	6.31
CANADIAN FINANCE PAPER	JULY 25	13.17
INTERBANK STERLING	JULY 25	12.11
SWISS INTERBANK LOAN	JULY 25	4.77
WEIGHTED AVERAGE FOREIGN INTEREST RATE (G-10 COUNTRIES PLUS SWITZERLAND)	JULY 25	9.13

CHART 6. EURO-DOLLAR DEPOSIT RATES: LONDON

OVERNIGHT	JULY 25	11.11
7-DAY	JULY 25	11.29
1-MONTH	JULY 25	11.50
3-MONTH	JULY 25	11.98
6-MONTH	JULY 25	12.58
1-YEAR	JULY 25	13.13

CHART 7. SELECTED EURO-DOLLAR AND U.S. MONEY MARKET RATES

OVERNIGHT EURO-DOLLAR DEPOSITS	JULY 25	11.11
U.S. FEDERAL FUNDS	JULY 25	11.19
DIFFERENTIAL ADJ. FOR RESERVE REQUIREMENTS	JULY 25	-0.08
3-MONTH EURO-DOLLAR DEPOSIT RATE	JULY 25	11.98
U.S. 90-DAY CD'S, SECONDARY MARKET	JULY 25	11.53
DIFFERENTIAL	JULY 25	0.45

SERIES NAME

LAST VALUE PLOTTED
DATE VALUE

CHART 8. INTEREST ARBITRAGE, 3-MONTH FUNDS

EURO-DOLLAR DEPOSIT	JULY 25	11.98
INTERBANK STERLING (LONDON), COVERED	JULY 25	12.07
DIFFERENTIAL	JULY 25	-0.10
U.S. COMMERCIAL PAPER	JULY 25	11.15
CANADIAN FINANCE PAPER, COVERED	JULY 25	12.34
DIFFERENTIAL	JULY 25	-1.19
EURO-DOLLAR DEPOSIT	JULY 25	11.98
INTERBANK DM (FRANKFURT), COVERED	JULY 25	12.47
DIFFERENTIAL	JULY 25	-0.49
EURO-DOLLAR DEPOSIT	JULY 25	11.98
SWISS INTERBANK, COVERED	JULY 25	12.09
DIFFERENTIAL	JULY 25	-0.11

CHART 9. LONG TERM GOVERNMENT BOND YIELDS

UNITED STATES	JULY 20	13.32
GERMANY	JULY 13	8.06
JAPAN (MONTHLY)	MARCH	6.64
SWITZERLAND	JULY 20	4.75
CANADA	JUNE 8	13.65
FRANCE	MAY 4	13.73
NETHERLANDS (MONTHLY)	MAY	8.52
UNITED KINGDOM	JULY 20	10.85

U.S. CORPORATE

AAA BONDS	JUNE	13.55
EURO-DOLLAR BONDS	NOV.	10.29

CHART 10. STOCK INDICES

UNITED STATES	JULY 18	158.99
UNITED KINGDOM	JULY 18	169.24
CANADA	JULY 18	213.10
GERMANY	JULY 18	141.58
SWITZERLAND	JULY 18	121.31
NETHERLANDS	JULY 18	148.57
FRANCE	JULY 18	166.33
JAPAN	JULY 18	205.82

FEDERAL RESERVE statistical release



H.10 (512)

JULY 27, 1984

FOREIGN EXCHANGE RATES

FOR THE WEEK ENDING JULY 27, 1984

The Board of Governors of the Federal Reserve System is advised that the Federal Reserve Bank of New York has certified for customs purposes the following noon buying rates in New York City for cable transfers payable in foreign currencies:

COUNTRY	MONETARY UNIT	(CURRENCY UNITS PER DOLLAR)				
		JULY 23	JULY 24	JULY 25	JULY 26	JULY 27
*AUSTRALIA	DOLLAR	81.88	82.55	83.39	83.30	82.80
AUSTRIA	SCHILLING	20.195	20.182	20.030	20.005	20.232
BELGIUM	FRANC	58.200	58.000	57.630	57.630	58.300
BRAZIL	CRUZEIRO	1842.00	1879.00	1879.00	1879.00	1879.00
CANADA	DOLLAR	1.3254	1.3193	1.3141	1.3120	1.3146
CHINA, P. R.	YUAN	2.3144	2.3259	2.3259	2.3166	2.3258
DENMARK	KRONE	10.5030	10.4760	10.4110	10.4040	10.5400
FINLAND	MARKKA	6.0575	6.0495	6.0380	6.0125	6.0780
FRANCE	FRANC	8.8275	8.8030	8.7550	8.7390	8.8575
GERMANY	D. MARK	2.8765	2.8680	2.8520	2.8465	2.8855
GREECE	DRACHMA	113.300	113.450	113.180	112.780	113.250
HONG KONG	DOLLAR	7.8525	7.8500	7.8475	7.8375	7.8500
INDIA	RUPEE	11.4900	11.4600	11.4700	11.4500	11.5000
*IRELAND	POUND	106.70	107.30	108.05	108.05	106.65
ISRAEL	SHEKEL	NA	NA	NA	NA	NA
ITALY	LIRA	1766.00	1761.00	1760.00	1751.50	1779.00
JAPAN	YEN	246.95	246.18	245.60	243.65	245.40
MALAYSIA	RINGGIT	2.3565	2.3540	2.3420	2.3255	2.3315
MEXICO	PESO	195.5000	195.5000	197.0000	196.5000	197.5000
NETHERLANDS	GUILDER	3.2470	3.2380	3.2220	3.2160	3.2605
*NEW ZEALAND	DOLLAR	49.380	49.470	49.800	49.950	49.600
NORWAY	KRONE	8.2925	8.2820	8.2420	8.2365	8.2980
PHILIPPINES	PESO	NA	NA	NA	NA	NA
PORTUGAL	ESCUDO	154.000	152.500	151.500	150.000	151.500
SINGAPORE	DOLLAR	2.1580	2.1560	2.1510	2.1410	2.1490
*SOUTH AFRICA	RAND	64.95	63.78	64.00	64.45	62.80
SOUTH KOREA	WON	813.20	814.20	813.80	812.80	811.80
SPAIN	PESETA	162.650	162.100	161.520	160.900	162.200
SRI LANKA	RUPEE	25.240	25.240	25.240	25.240	25.240
SWEDEN	KRONA	8.3460	8.3345	8.3100	8.3035	8.3710
SWITZERLAND	FRANC	2.4400	2.4402	2.4340	2.4275	2.4620
TAIWAN	DOLLAR	NA	39.410	39.380	39.350	39.320
THAILAND	BAHT	23.020	23.020	23.020	23.020	23.020
*UNITED KINGDOM	POUND	131.85	132.40	133.25	133.08	131.10
VENEZUELA	BOLIVAR	12.8500	NA	NA	NA	12.7500
MEMO:						
*UNITED STATES	DOLLAR	140.48	140.04	139.43	139.09	140.72

#INDEX OF WEIGHTED AVERAGE EXCHANGE VALUE OF U.S. DOLLAR AGAINST CURRENCIES OF OTHER G-11 COUNTRIES. MARCH 1973 = 100. WEIGHTS ARE 1972-76 GLOBAL TRADE OF EACH OF THE 10 COUNTRIES. SERIES REVISED AS OF AUGUST 1978. FOR DESCRIPTION AND BACK DATA, SEE "INDEX OF THE WEIGHTED-AVERAGE EXCHANGE VALUE OF THE U.S. DOLLAR: REVISION" ON PAGE 700 OF THE AUGUST 1978 FEDERAL RESERVE BULLETIN.

*VALUE IS U.S. CENTS