

(516/517)

DATA FILE
LIBRARY
FEDERAL RESERVE BANK
OF CHICAGO

LIBRARY
JUL 27 1984
FEDERAL RESERVE
BANK OF CHICAGO

Selected Interest & Exchange Rates

Weekly Series of Charts

July 23, 1984

Prepared by the
FINANCIAL MARKETS
SECTION

DIVISION OF
INTERNATIONAL FINANCE

BOARD OF GOVERNORS
FEDERAL RESERVE SYSTEM
Washington, D.C. 20551

Table of Contents

TABLES

1. LATEST FIGURES PLOTTED
2. DAILY CERTIFIED SPOT EXCHANGE RATES--
H.10 RELEASE

CHARTS

1. SPOT EXCHANGE RATE INDICES
2. 3-MONTH FORWARD EXCHANGE RATES
3. GOLD PRICE--LONDON
4. CALL MONEY RATES
5. 3-MONTH INTEREST RATES
6. EURO-DOLLAR DEPOSIT RATES
7. SELECTED EURO-DOLLAR AND
U.S. MONEY MARKET RATES
8. INTEREST ARBITRAGE: 3-MONTH FUNDS
9. LONG-TERM GOVERNMENT BOND YIELDS
10. INDUSTRIAL STOCK INDICES

SUBSCRIPTION RATES:

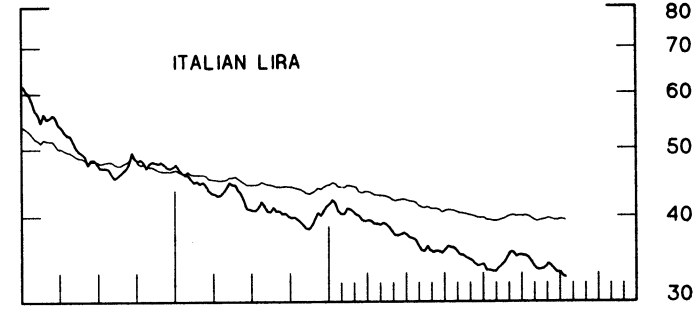
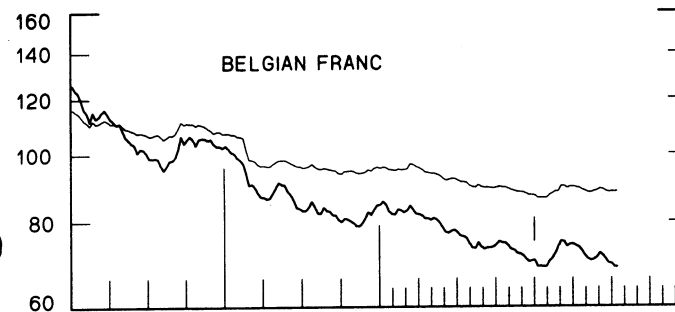
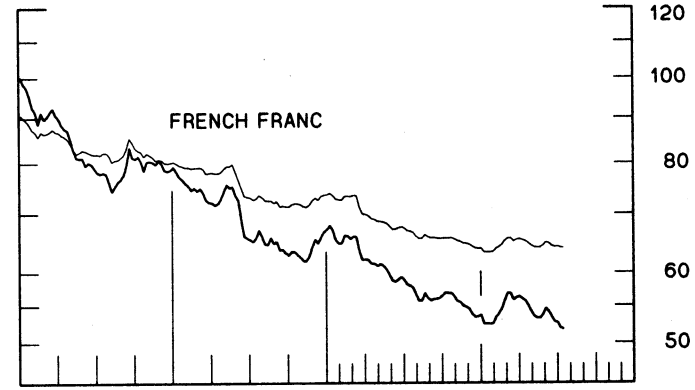
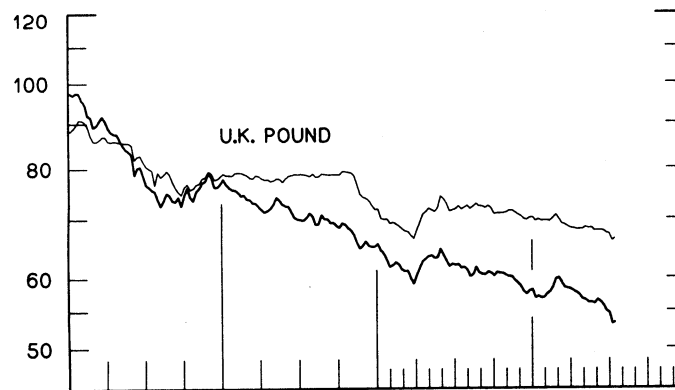
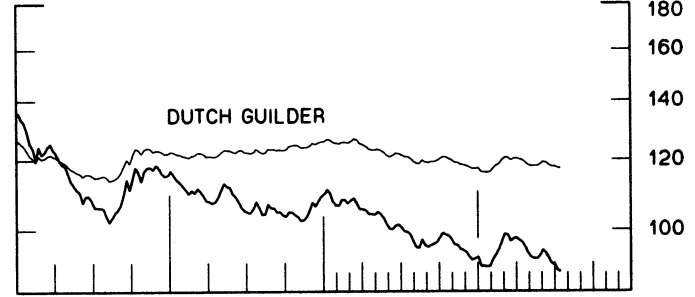
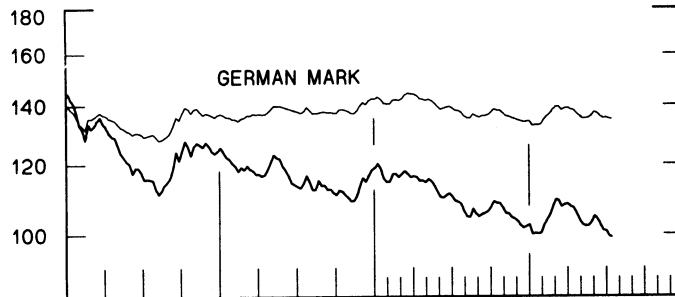
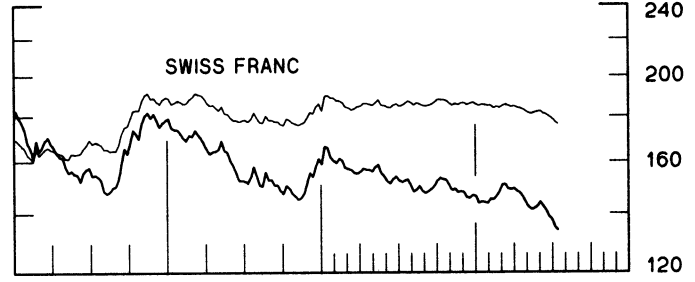
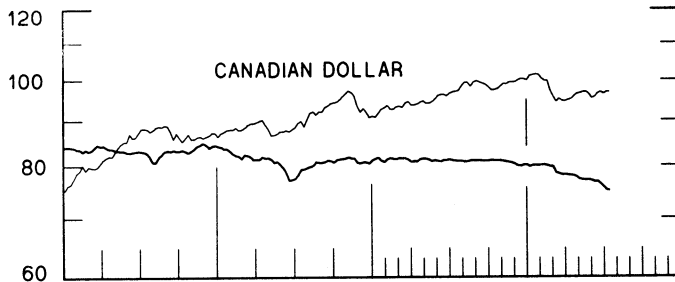
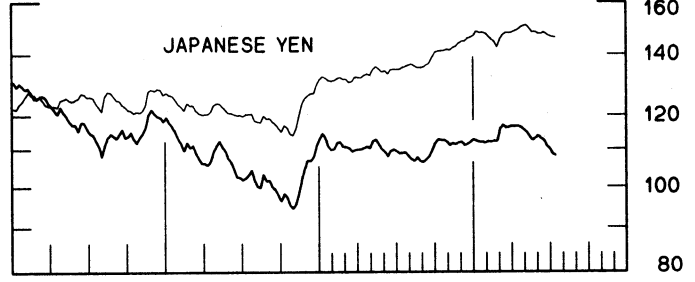
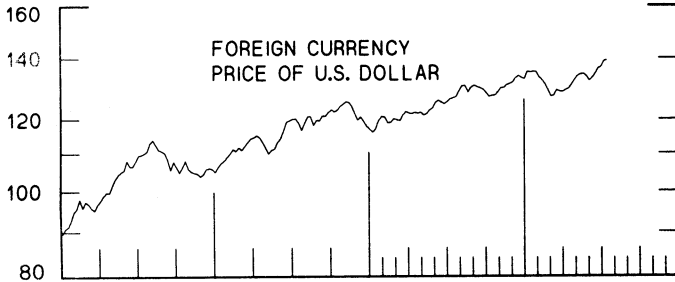
Weekly \$15.00 per year or \$.40 each in the United States, its possessions, Canada, and Mexico; 10 or more of the same issue to one address, \$13.50 per year or \$.35 each. Elsewhere, \$20.00 per year or \$.50 each. Address requests to Publications Services, Division of Administrative Services, and make payment remittance payable to the order of the Board of Governors of the Federal Reserve System in a form collectible at par in U.S. Currency.

SPOT EXCHANGE INDICES

DOLLAR PRICES OF FOREIGN CURRENCIES AND WEIGHTED AVERAGE VALUES (THIN LINE)
AVERAGES FOR WEEK ENDING WEDNESDAY

RATIO SCALE
MARCH 1973=100

RATIO SCALE
MARCH 1973=100



1982

1984

1982

1984

CHART 2
3-MONTH FORWARD EXCHANGE RATES

PREMIUM (+) OR (-)
 AVERAGES FOR WEEK ENDING WEDNESDAY

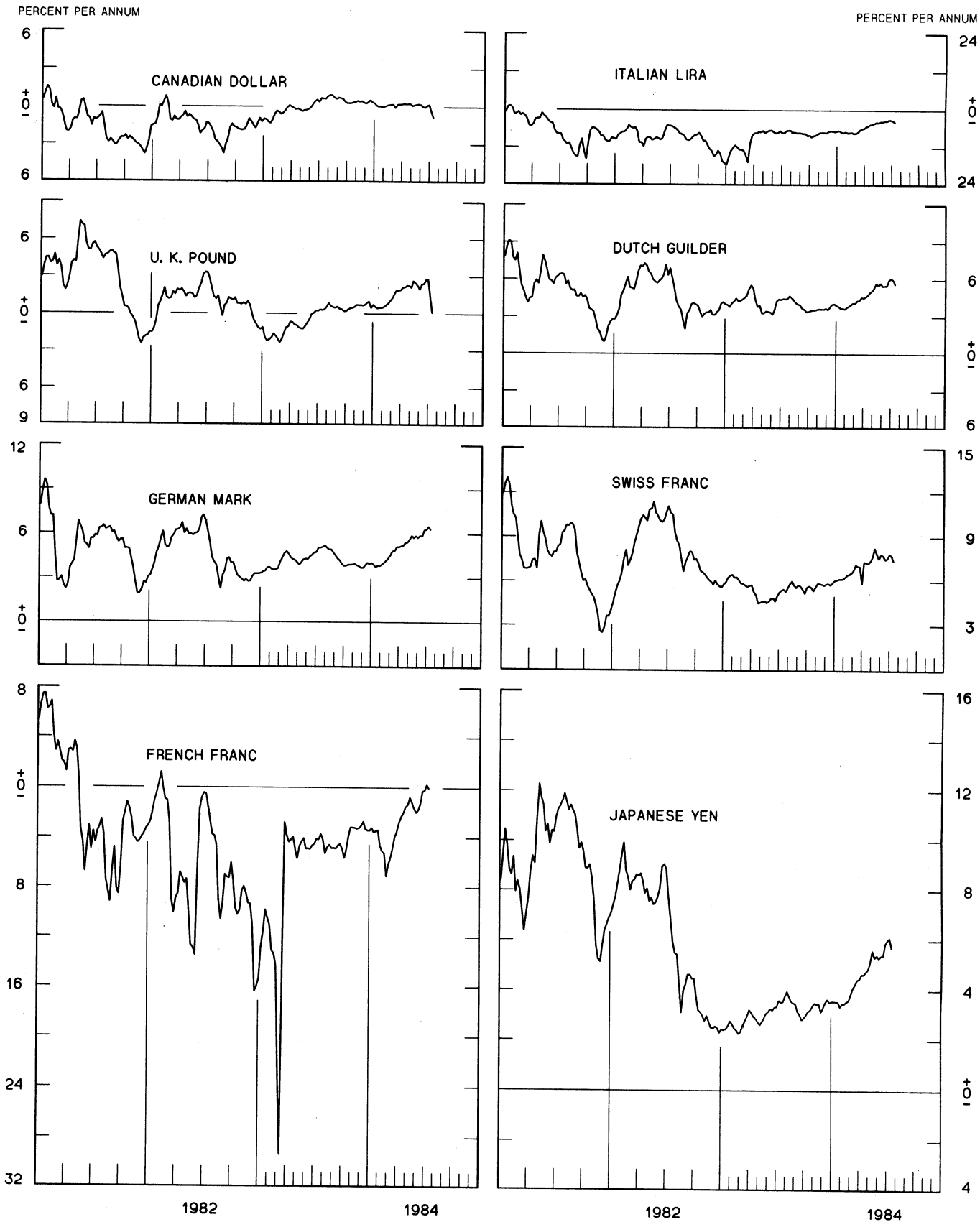
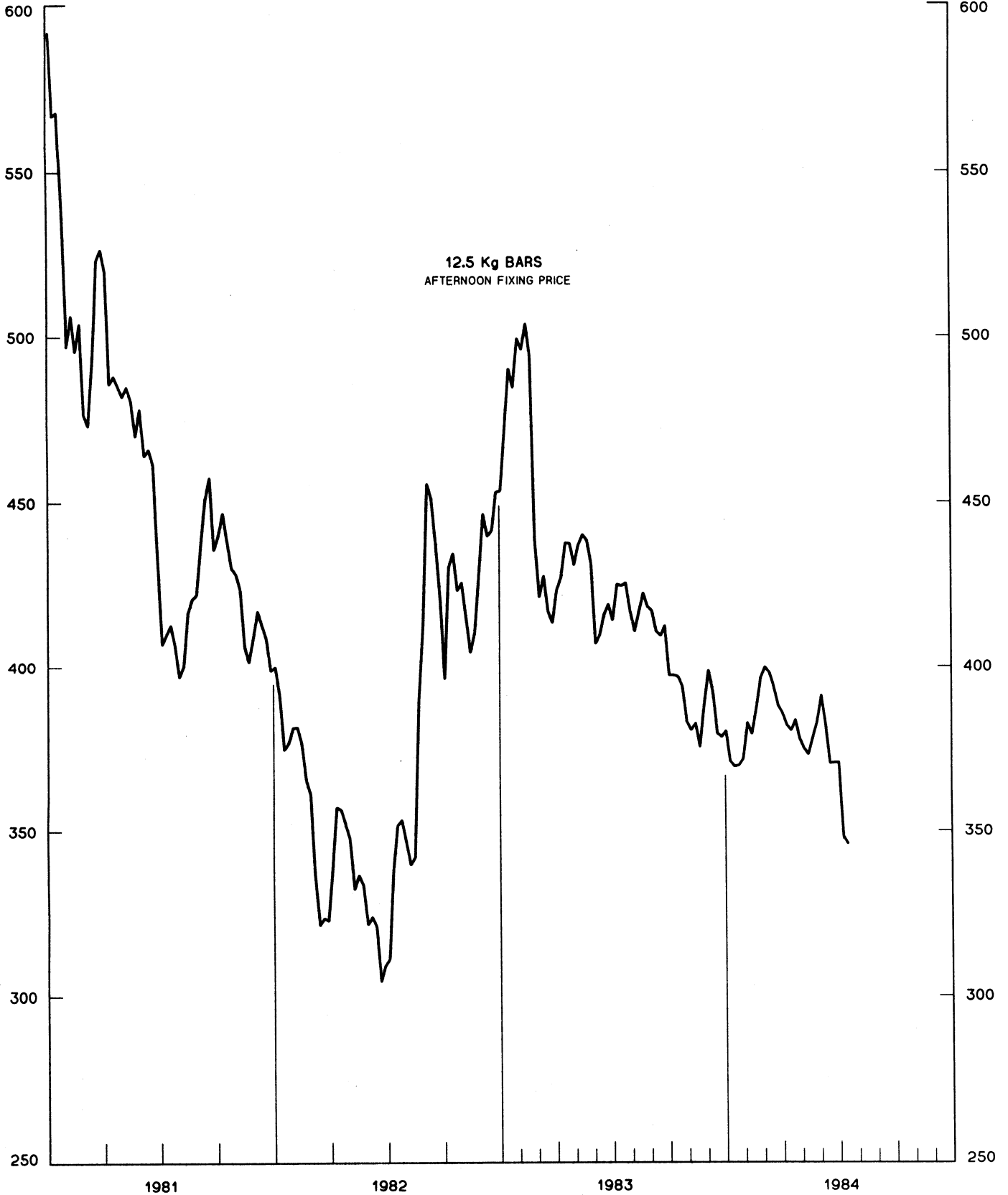


CHART 3
PRICE OF GOLD IN LONDON
AVERAGES FOR WEEK ENDING WEDNESDAY

U.S. DOLLARS PER FINE OUNCE

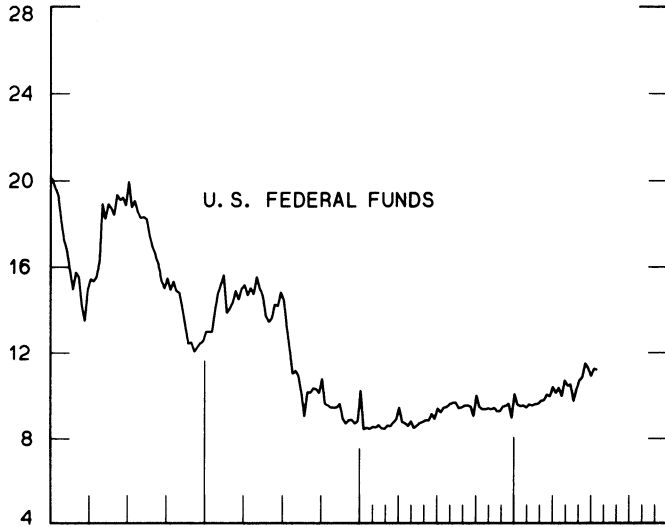
U.S. DOLLARS PER FINE OUNCE



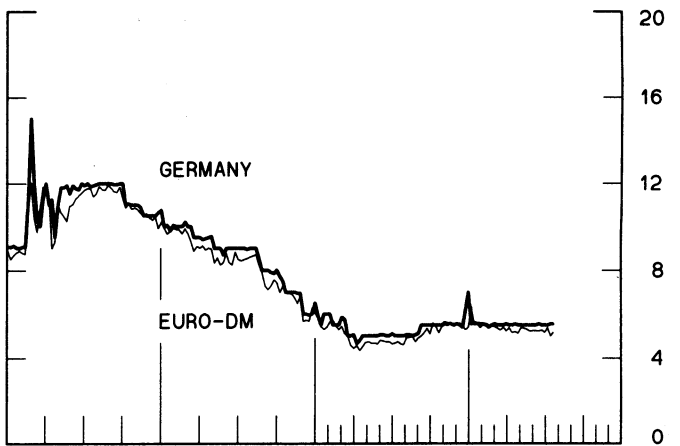
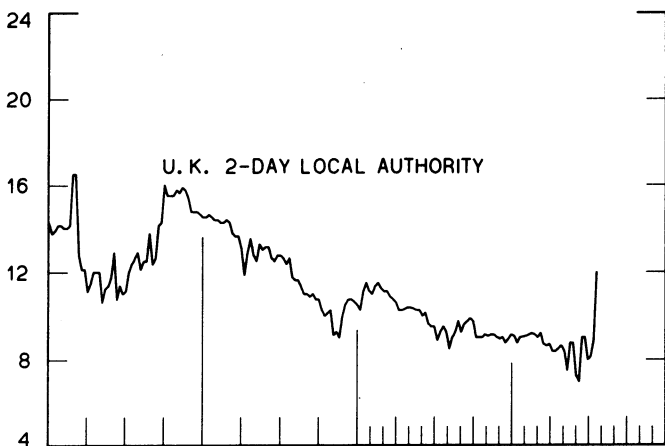
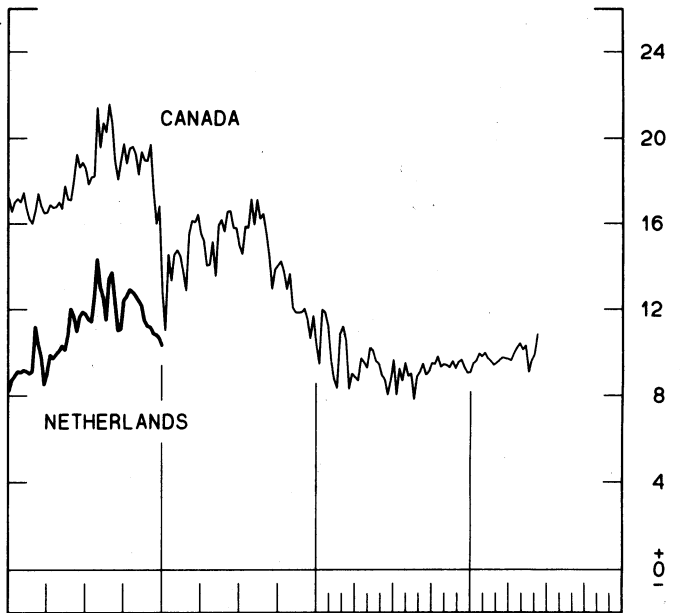
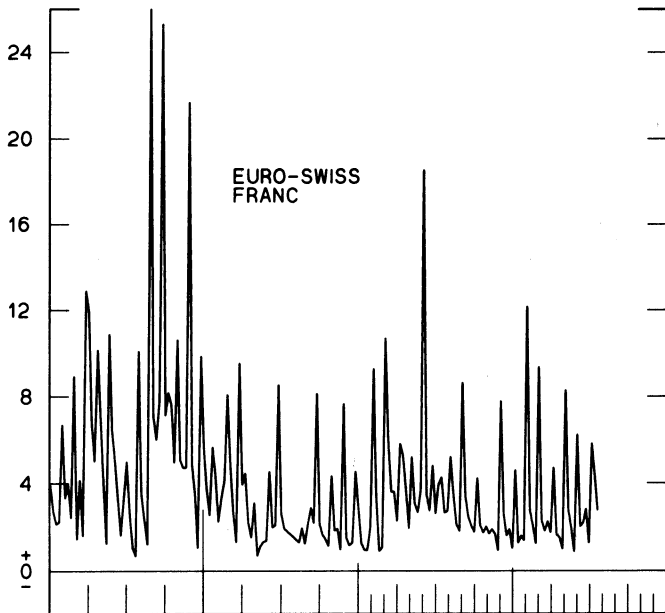
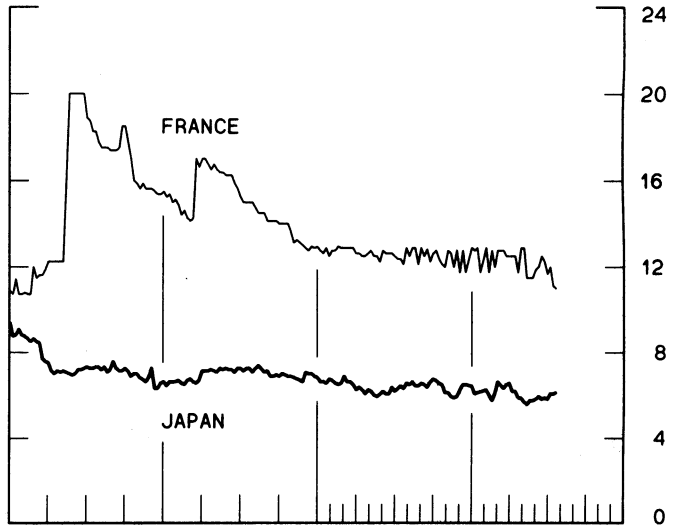
12.5 Kg BARS
AFTERNOON FIXING PRICE

CHART 4
CALL MONEY RATES
 WEEKLY SERIES

PERCENT PER ANNUM



PERCENT PER ANNUM



1982

1984

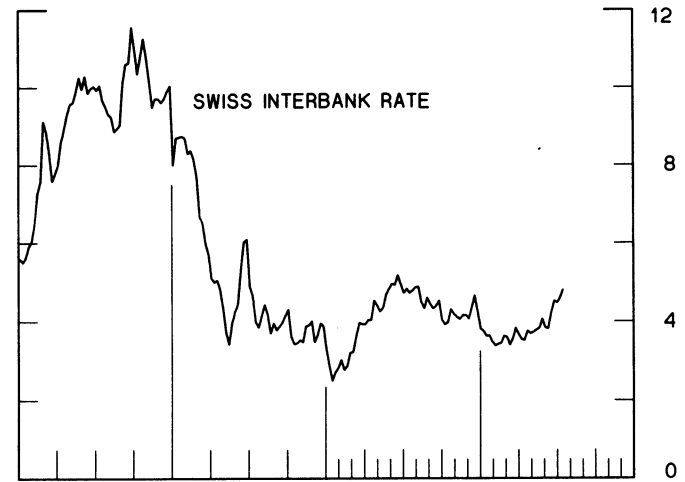
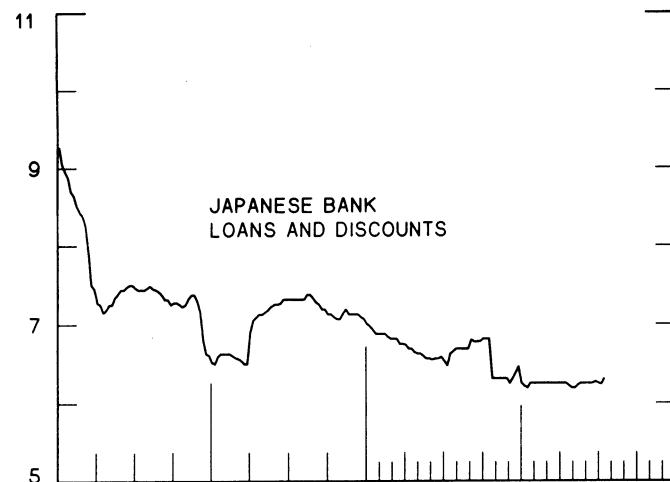
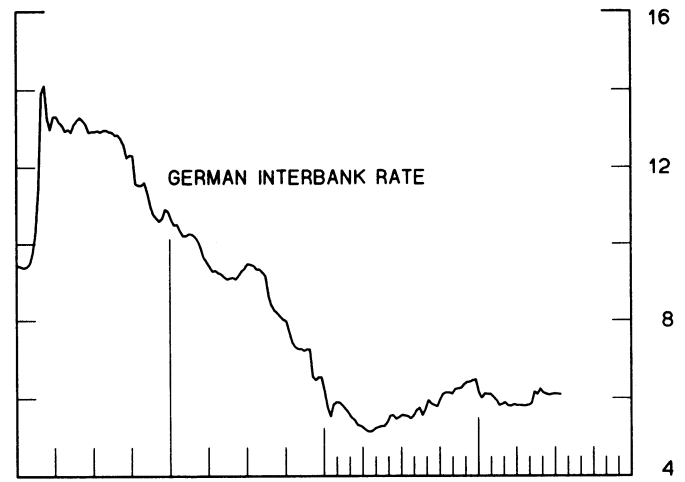
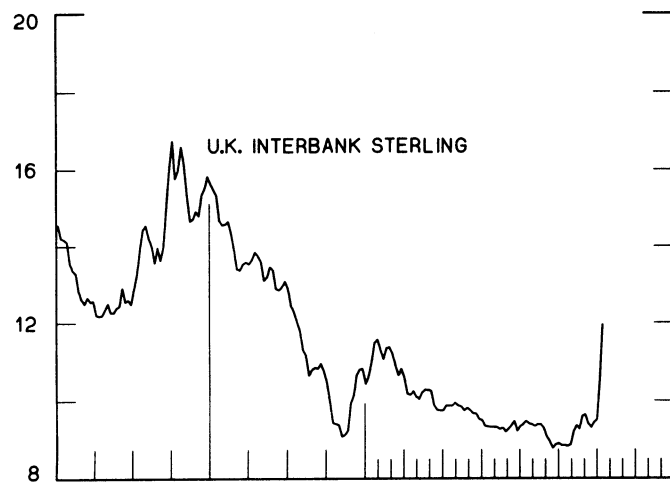
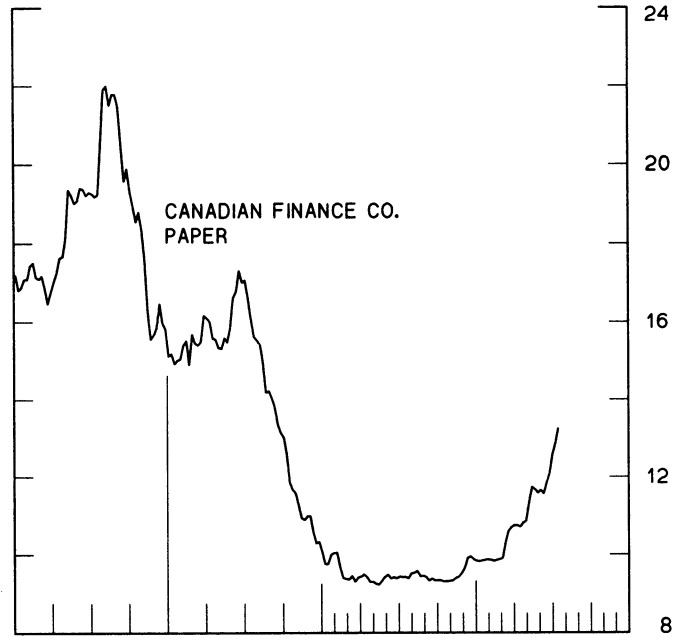
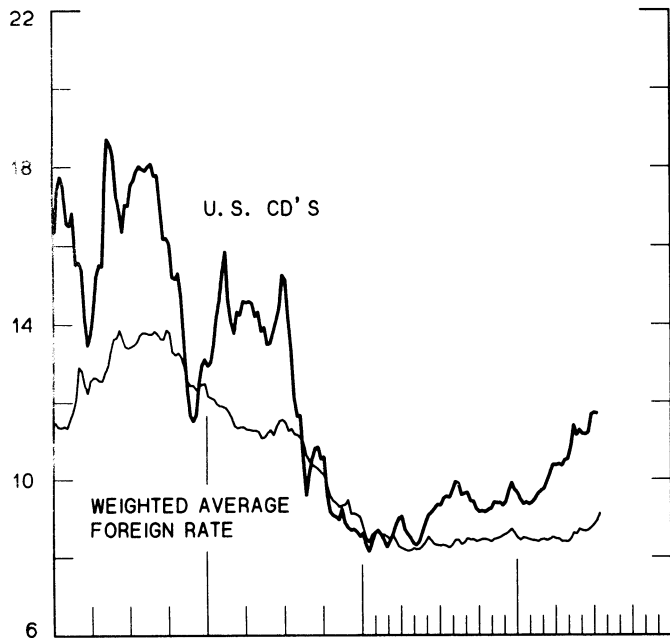
1982

1984

CHART 5
3-MONTH INTEREST RATES
 WEEKLY SERIES

PERCENT PER ANNUM

PERCENT PER ANNUM



1982

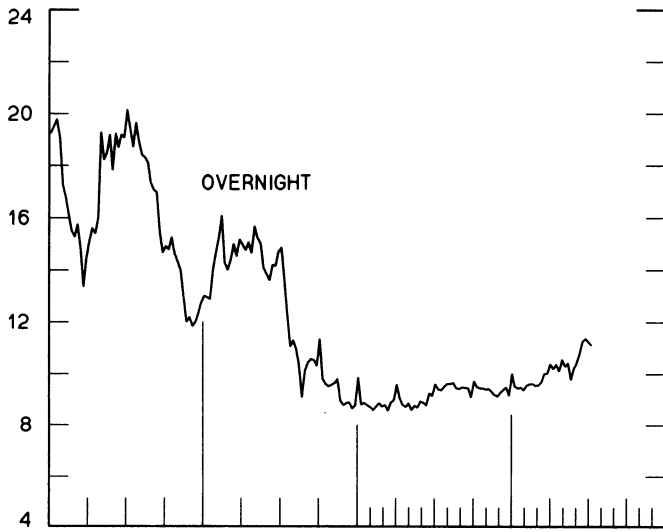
1984

1982

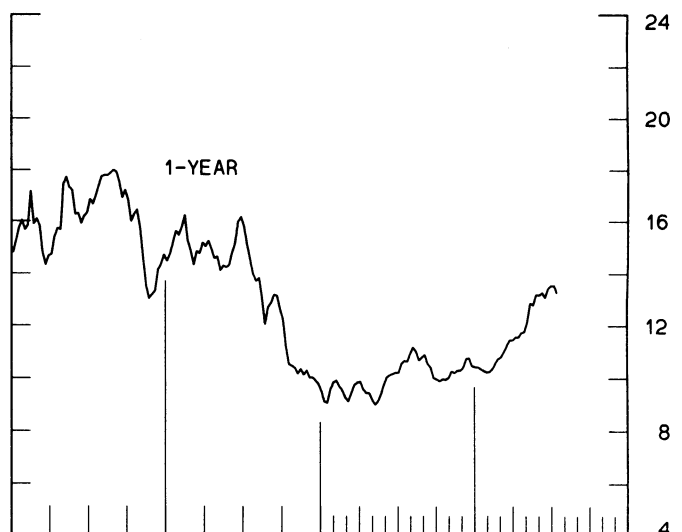
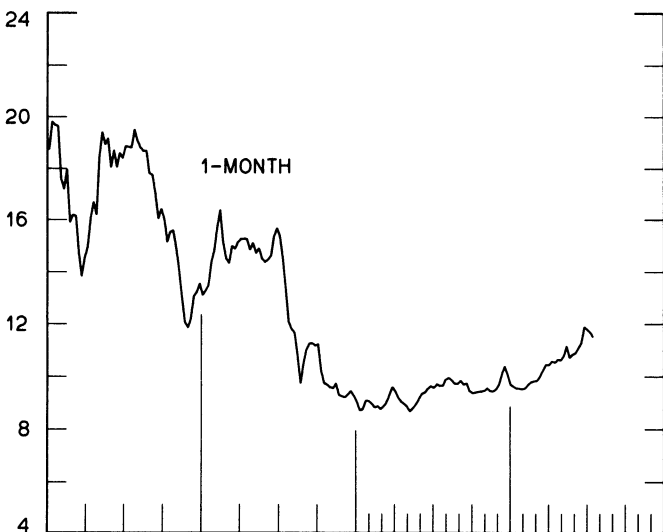
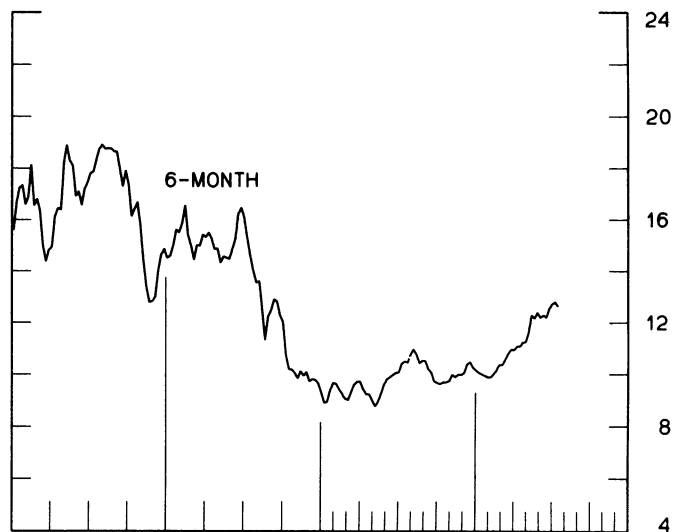
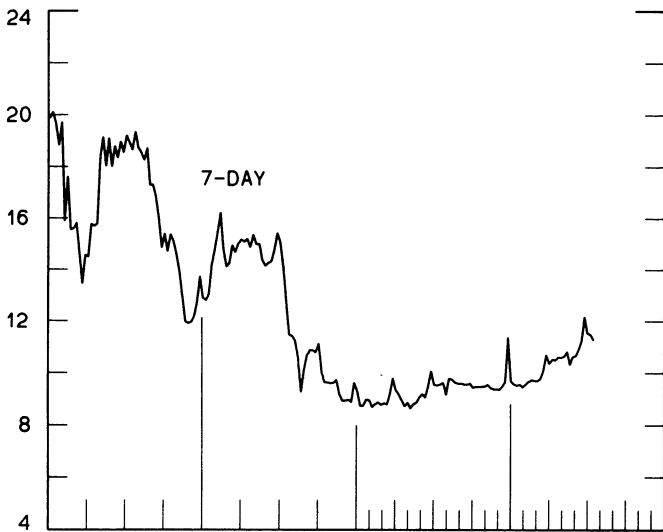
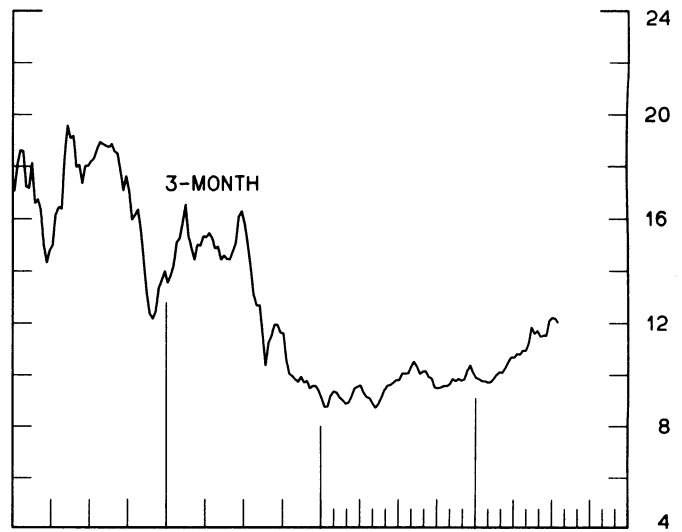
1984

CHART 6
EURO-DOLLAR DEPOSIT RATES LONDON
AVERAGES FOR WEEK ENDING WEDNESDAY

PERCENT PER ANNUM



PERCENT PER ANNUM



1982

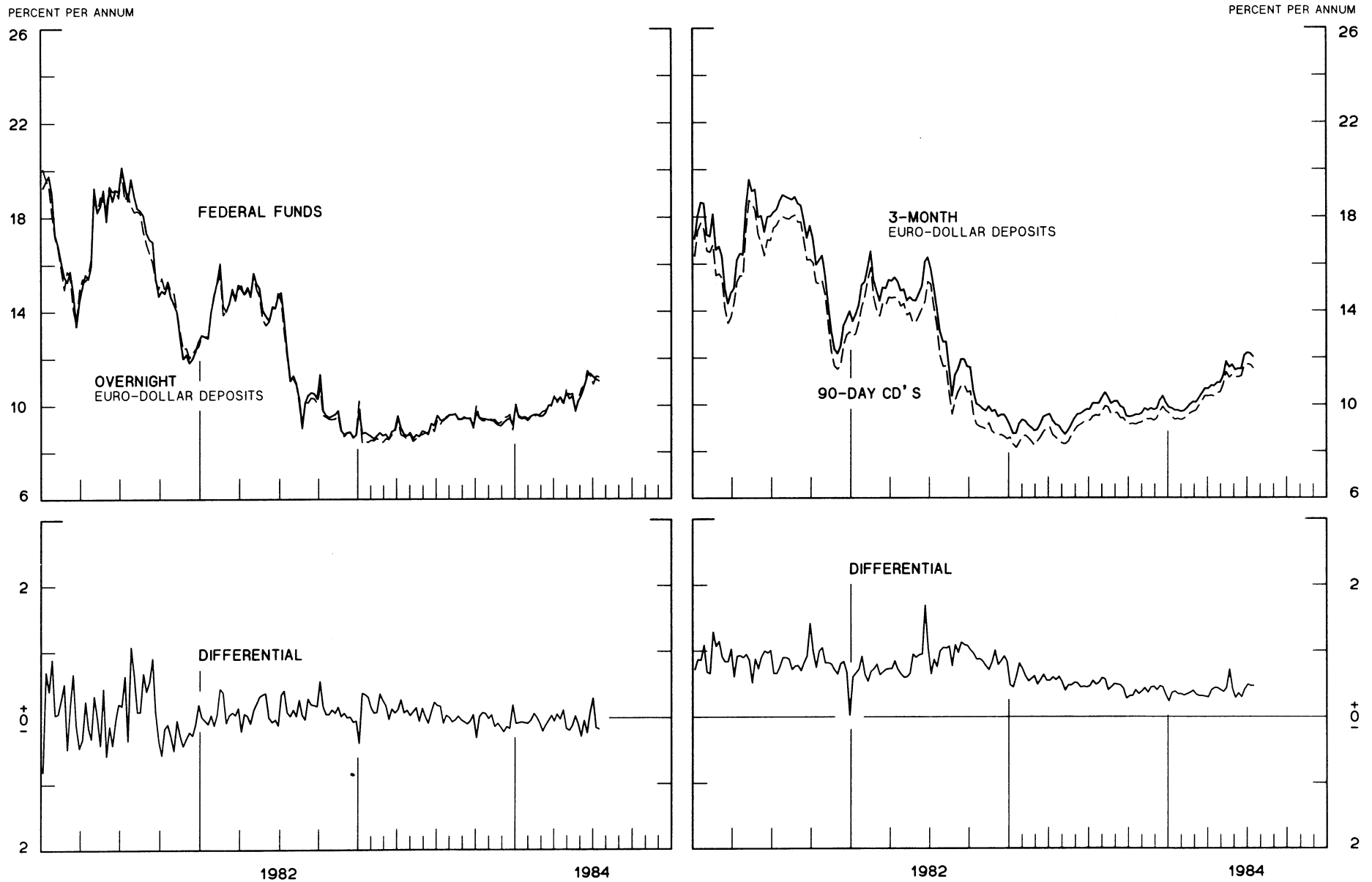
1984

1982

1984

SELECTED EURO-DOLLAR AND U. S. MONEY MARKET RATES

DIFFERENTIAL: PLUS(+), FAVORS BORROWING IN U. S.
AVERAGES FOR WEEK ENDING WEDNESDAY

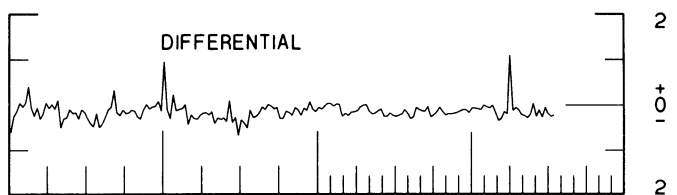
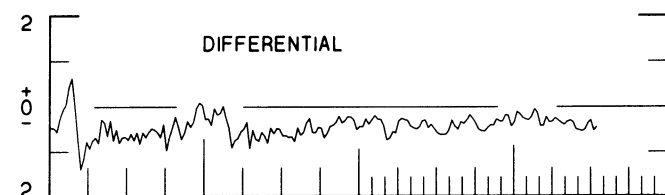
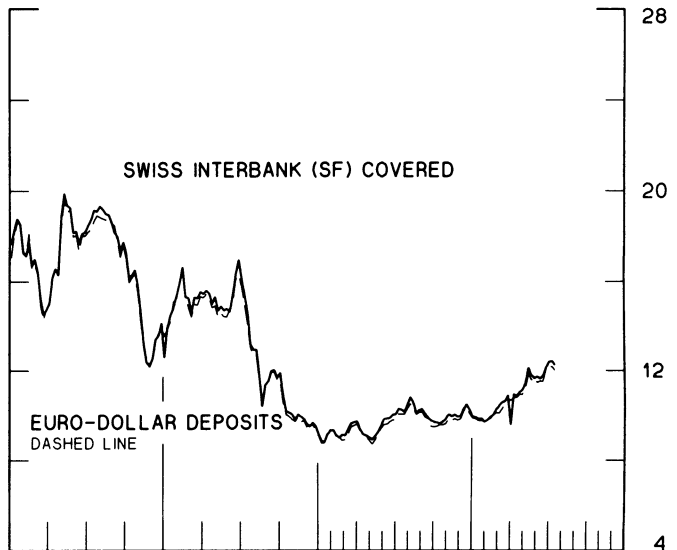
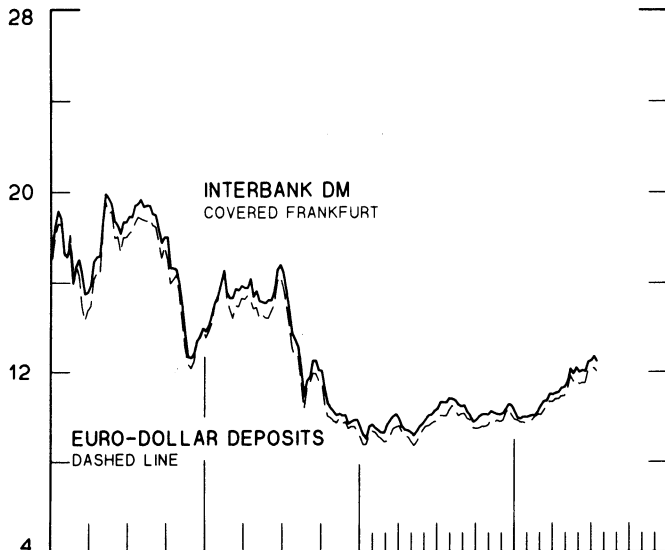
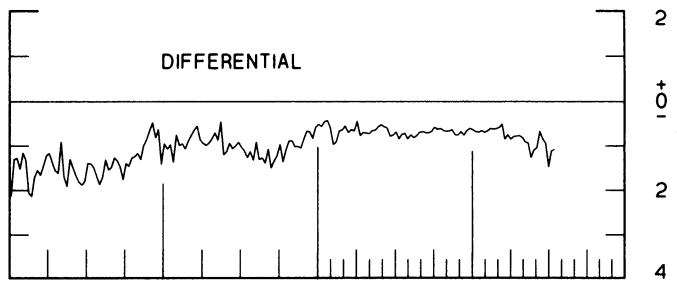
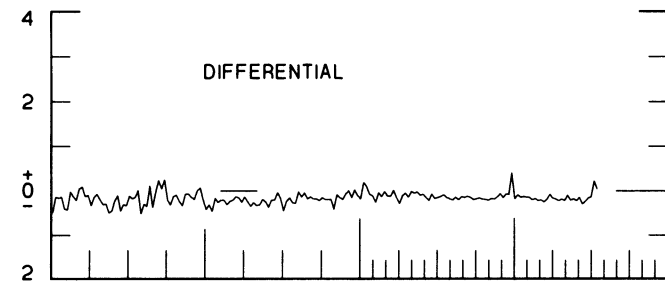
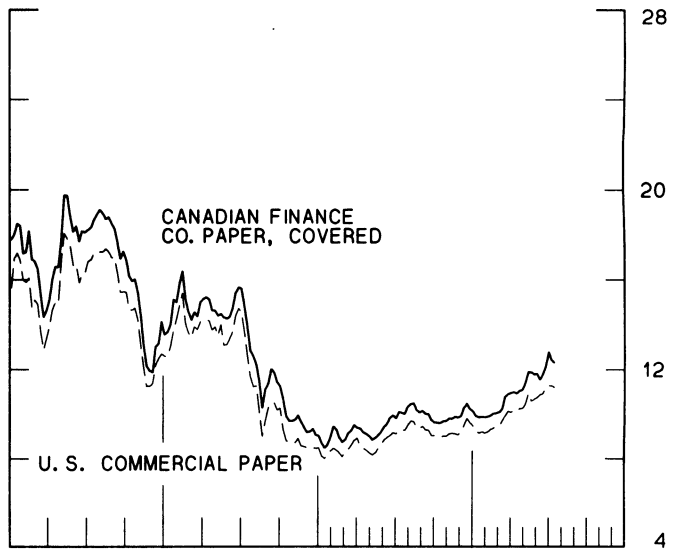
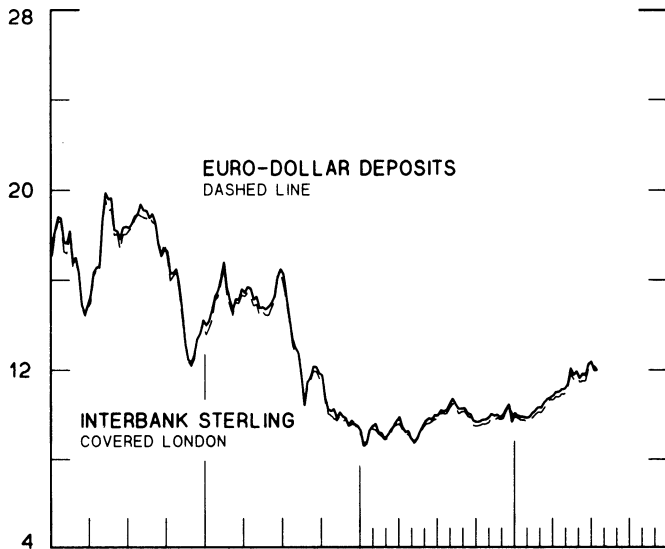


INTEREST ARBITRAGE: 3-MONTH FUNDS

DIFFERENTIAL: PLUS(+), INDICATES FAVOR DOLLAR ASSETS
AVERAGES FOR WEEK ENDING WEDNESDAY

PERCENT PER ANNUM

PERCENT PER ANNUM



1982

1984

1982

1984

1 PERCENT ON DIFFERENTIAL SCALE = 2 PERCENT ON RATE SCALE

CHART 9
LONG-TERM GOVERNMENT BOND YIELDS
 WEEKLY SERIES

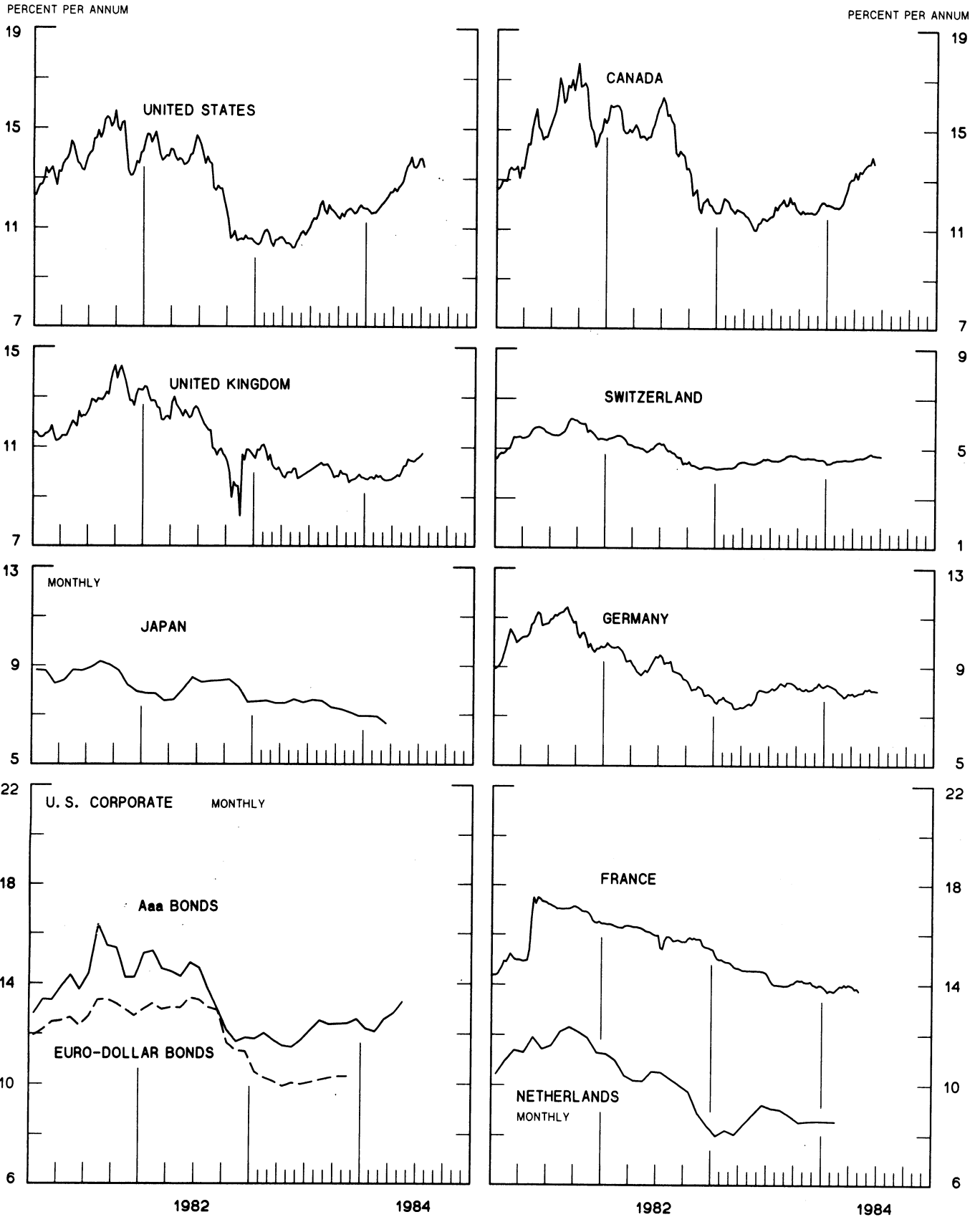
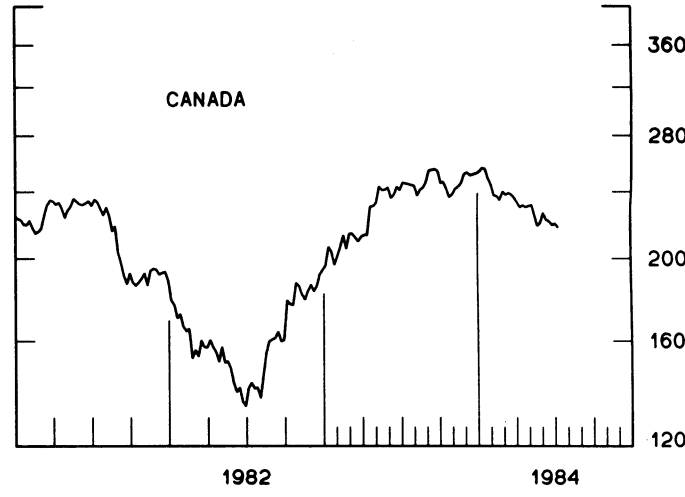
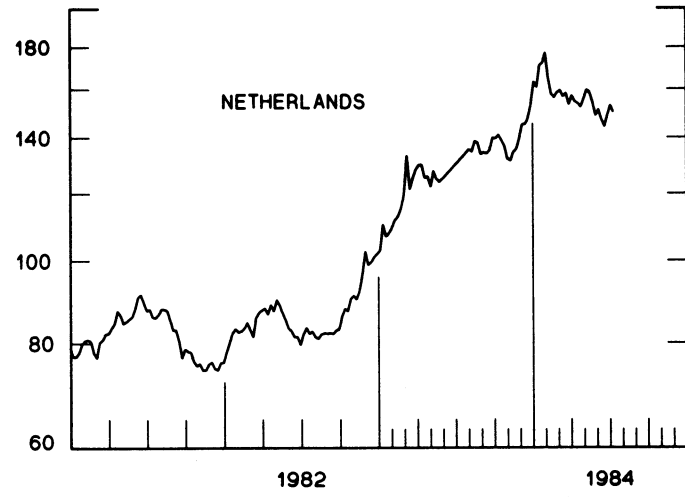
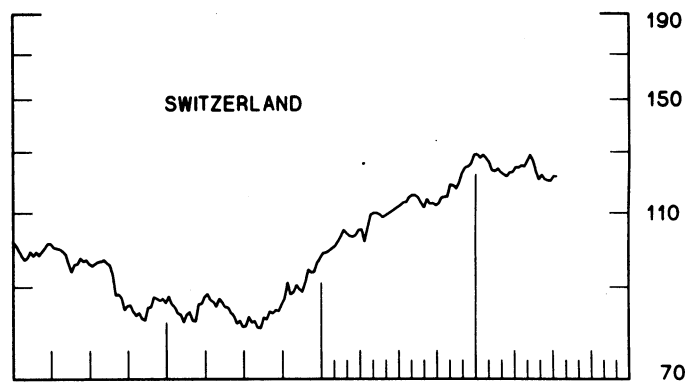
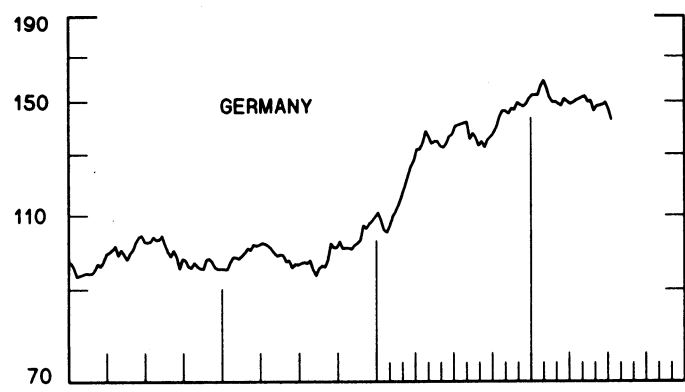
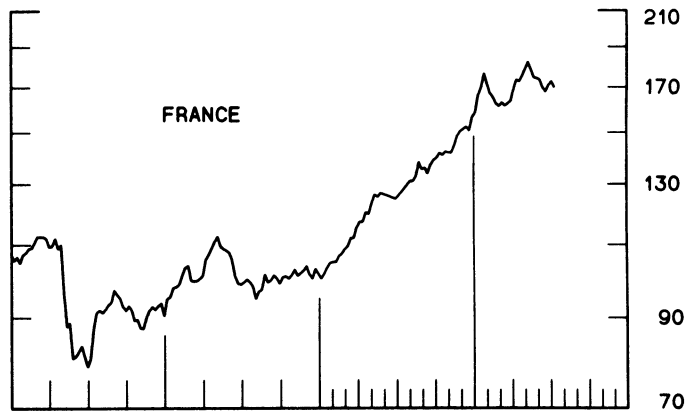
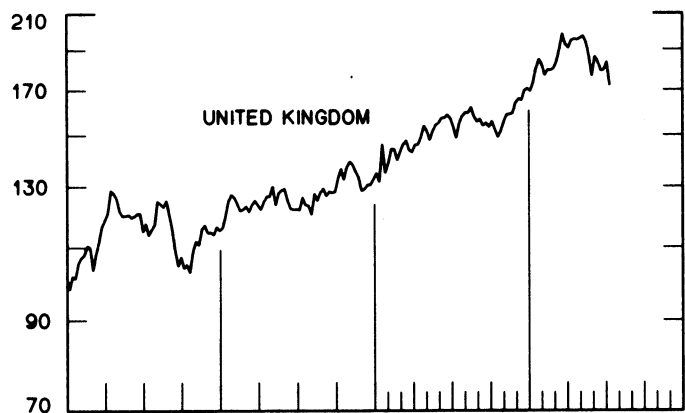
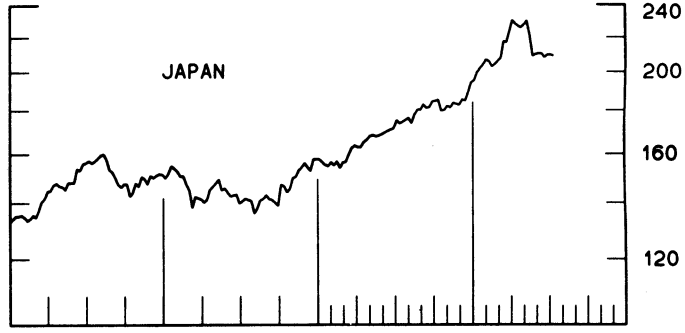
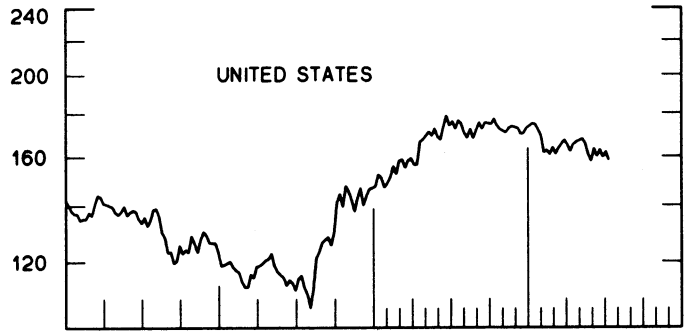


CHART 10
INDUSTRIAL STOCK INDICES
 WEEKLY SERIES

RATIO SCALE
 1969=100

RATIO SCALE
 1969=100



1982

1984

1982

1984

SERIES NAME

LAST VALUE PLOTTED
DATE VALUE

CHART 1. SPOT EXCHANGE RATES AND INDICES

WEEKLY AVERAGES, NOON BUYING RATES (U.S. CENTS)

GERMAN MARK	JULY 18	35.18
JAPANESE YEN	JULY 18	0.41288
DUTCH GUILDER	JULY 18	31.18
U.K. POUND	JULY 18	131.76
CANADIAN DOLLAR	JULY 18	75.17
FRENCH FRANC	JULY 18	11.46
SWISS FRANC	JULY 18	41.58
BELGIAN FRANC	JULY 18	1.73729
ITALIAN LIRA	JULY 18	0.05722
SWEDISH KRONA	JULY 18	12.05

INDICES, MARCH 1973 BASE RATES = 100

GERMAN MARK	JULY 18	98.95
JAPANESE YEN	JULY 18	108.11
DUTCH GUILDER	JULY 18	89.50
U.K. POUND	JULY 18	53.29
CANADIAN DOLLAR	JULY 18	74.92
FRENCH FRANC	JULY 18	51.65
SWISS FRANC	JULY 18	133.78
BELGIAN FRANC	JULY 18	68.46
ITALIAN LIRA	JULY 18	32.50

WEIGHTED AVERAGE EXCHANGE VALUE INDICES, MAR 1973 = 100
(G-10 COUNTRIES PLUS SWITZERLAND)

U.S. DOLLAR	JULY 18	139.13
GERMAN MARK	JULY 18	134.76
JAPANESE YEN	JULY 18	145.99
DUTCH GUILDER	JULY 18	117.28
U.K. POUND	JULY 18	66.51
CANADIAN DOLLAR	JULY 18	96.94
FRENCH FRANC	JULY 18	63.97
SWISS FRANC	JULY 18	176.26
BELGIAN FRANC	JULY 18	88.22
ITALIAN LIRA	JULY 18	39.46
SWEDISH KRONA	JULY 18	68.34

CHART 2. 3-MONTH FORWARD EXCHANGE RATES, PREMIUM OR DISCOUNT

CANADIAN DOLLAR	JULY 18	-0.92
U.K. POUND	JULY 18	0.05
GERMAN MARK	JULY 18	6.26
FRENCH FRANC	JULY 18	-0.06
SWISS FRANC	JULY 18	7.34
DUTCH GUILDER	JULY 18	5.58
JAPANESE YEN	JULY 18	5.70
ITALIAN LIRA	JULY 18	-3.95

SERIES NAME	LAST VALUE PLOTTED DATE	VALUE
CHART 3. GOLD PRICE IN LONDON, AFTERNOON FIXING		
U.S. DOLLARS PER FINE OUNCE	JULY 18	345.83
CHART 4. CALL MONEY RATES		
U.S. FEDERAL FUNDS	JULY 18	11.21
OVERNIGHT EURO-DOLLAR DEPOSITS	JULY 18	11.04
U.K.	JULY 20	12.00
CANADA	JUNE 8	10.84
GERMANY	JULY 20	5.55
EURO-DM	JULY 20	5.17
JAPAN	JULY 20	6.13
FRANCE	JULY 20	11.00
NETHERLANDS	JAN. 1	10.30
EURO-SWISS FRANC	JULY 20	2.75
CHART 5. 3-MONTH INTEREST RATES		
U.S. 90-DAY CD'S, SECONDARY MARKET	JULY 18	11.54
GERMAN INTERBANK LOAN	JULY 18	6.09
JAPANESE BANK LOANS & DISCOUNTS	JULY 18	6.31
CANADIAN FINANCE PAPER	JULY 18	13.24
INTERBANK STERLING	JULY 18	11.94
SWISS INTERBANK LOAN	JULY 18	4.80
WEIGHTED AVERAGE FOREIGN INTEREST RATE (G-10 COUNTRIES PLUS SWITZERLAND)	JULY 18	9.12
CHART 6. EURO-DOLLAR DEPOSIT RATES: LONDON		
OVERNIGHT	JULY 18	11.04
7-DAY	JULY 18	11.26
1-MONTH	JULY 18	11.51
3-MONTH	JULY 18	12.01
6-MONTH	JULY 18	12.61
1-YEAR	JULY 18	13.25
CHART 7. SELECTED EURO-DOLLAR AND U.S. MONEY MARKET RATES		
OVERNIGHT EURO-DOLLAR DEPOSITS	JULY 18	11.04
U.S. FEDERAL FUNDS	JULY 18	11.21
DIFFERENTIAL ADJ. FOR RESERVE REQUIREMENTS	JULY 18	-0.17
3-MONTH EURO-DOLLAR DEPOSIT RATE	JULY 18	12.01
U.S. 90-DAY CD'S, SECONDARY MARKET	JULY 18	11.54
DIFFERENTIAL	JULY 18	0.47

SERIES NAME

LAST VALUE PLOTTED
DATE VALUE

CHART 8. INTEREST ARBITRAGE, 3-MONTH FUNDS

EURO-DOLLAR DEPOSIT	JULY 18	12.01
INTERBANK STERLING (LONDON), COVERED	JULY 18	11.99
DIFFERENTIAL	JULY 18	0.03
U.S. COMMERCIAL PAPER	JULY 18	11.20
CANADIAN FINANCE PAPER, COVERED	JULY 18	12.29
DIFFERENTIAL	JULY 18	-1.09
EURO-DOLLAR DEPOSIT	JULY 18	12.01
INTERBANK DM (FRANKFURT), COVERED	JULY 18	12.44
DIFFERENTIAL	JULY 18	-0.43
EURO-DOLLAR DEPOSIT	JULY 18	12.01
SWISS INTERBANK, COVERED	JULY 18	12.23
DIFFERENTIAL	JULY 18	-0.21

CHART 9. LONG TERM GOVERNMENT BOND YIELDS

UNITED STATES	JULY 13	13.46
GERMANY	JUNE 29	8.02
JAPAN (MONTHLY)	MARCH	6.64
SWITZERLAND	JULY 6	4.69
CANADA	JUNE 8	13.65
FRANCE	MAY 4	13.73
NETHERLANDS (MONTHLY)	FEB.	8.56
UNITED KINGDOM	JULY 13	10.75

U.S. CORPORATE

AAA BONDS	JUNE	13.55
EURO-DOLLAR BONDS	NOV.	10.29

CHART 10. STOCK INDICES

UNITED STATES	JULY 11	158.08
UNITED KINGDOM	JULY 11	171.92
CANADA	JULY 11	217.58
GERMANY	JULY 11	142.37
SWITZERLAND	JULY 11	121.41
NETHERLANDS	JULY 11	149.89
FRANCE	JULY 11	169.65
JAPAN	JULY 11	208.69

FEDERAL RESERVE statistical release



H.10 (512)

JULY 20, 1984

FOREIGN EXCHANGE RATES

FOR THE WEEK ENDING JULY 20, 1984

The Board of Governors of the Federal Reserve System is advised that the Federal Reserve Bank of New York has certified for customs purposes the following noon buying rates in New York City for cable transfers payable in foreign currencies:

COUNTRY	MONETARY UNIT	(CURRENCY UNITS PER DOLLAR)				
		JULY 16	JULY 17	JULY 18	JULY 19	JULY 20
*AUSTRALIA	DOLLAR	83.75	83.10	82.57	83.00	82.73
AUSTRIA	SCHILLING	19.788	19.982	20.092	19.990	20.048
BELGIUM	FRANC	57.190	57.630	57.810	57.530	57.840
BRAZIL	CRUZEIRO	1809.00	1809.00	1842.00	1842.00	1842.00
CANADA	DOLLAR	1.3271	1.3305	1.3316	1.3285	1.3278
CHINA, P. R.	YUAN	2.2983	2.2914	2.3028	2.3028	2.3028
DENMARK	KRONE	10.3050	10.4050	10.4490	10.3870	10.4435
FINLAND	MARKKA	5.9720	6.0050	6.0400	6.0125	6.0260
FRANCE	FRANC	8.6690	8.7410	8.7860	8.7300	8.7750
GERMANY	D. MARK	2.8220	2.8487	2.8630	2.8445	2.8595
GREECE	DRACHMA	111.680	112.270	112.500	112.550	112.850
HONG KONG	DOLLAR	7.8200	7.8300	7.8375	7.8350	7.8325
INDIA	RUPEE	11.3200	11.3500	11.3700	11.4000	11.4000
IRELAND	POUND	108.60	107.60	107.02	107.85	107.35
ISRAEL	SHEKEL	NA	NA	NA	NA	267.170
ITALY	LIRA	1739.00	1746.75	1757.50	1751.00	1756.50
JAPAN	YEN	240.70	242.35	243.85	243.15	245.20
MALAYSIA	RINGGIT	2.3375	2.3465	2.3500	2.3485	2.3505
MEXICO	PESO	194.7500	195.5000	195.7500	198.0000	196.7500
NETHERLANDS	GUILDER	3.1850	3.2145	3.2310	3.2095	3.2260
*NEW ZEALAND	DOLLAR	NA	NA	50.100	49.850	49.550
NORWAY	KRONE	8.1750	8.2250	8.2740	8.2265	8.2610
PHILIPPINES	PESO	NA	NA	NA	NA	NA
PORTUGAL	ESCUDO	153.000	154.000	155.000	154.000	153.000
SINGAPORE	DOLLAR	2.1375	2.1455	2.1520	2.1490	2.1510
*SOUTH AFRICA	RAND	68.10	67.30	66.87	67.40	67.00
SOUTH KOREA	WON	810.80	810.80	811.20	812.20	812.20
SPAIN	PESETA	160.300	161.100	161.700	161.950	161.850
SRI LANKA	RUPEE	25.240	25.240	25.240	25.240	25.240
SWEDEN	KRONA	8.2625	8.3050	8.3330	8.2820	8.3130
SWITZERLAND	FRANC	2.3870	2.4075	2.4215	2.4075	2.4230
TAIWAN	DOLLAR	39.510	39.520	39.520	39.490	39.470
THAILAND	BAHT	23.020	23.020	23.020	23.020	23.020
*UNITED KINGDOM	POUND	132.65	131.75	131.40	132.80	132.32
VENEZUELA	BOLIVAR	12.8500	13.0500	13.0500	13.1000	13.0000
MEMO:						
*UNITED STATES	DOLLAR	138.28	139.28	139.90	139.11	139.77

#INDEX OF WEIGHTED AVERAGE EXCHANGE VALUE OF U.S. DOLLAR AGAINST CURRENCIES OF OTHER G-11 COUNTRIES. MARCH 1973 = 100. WEIGHTS ARE 1972-76 GLOBAL TRADE OF EACH OF THE 10 COUNTRIES. RATES REVISED AS OF AUGUST 1978. FOR DESCRIPTION AND BACK DATA, SEE "INDEX OF THE WEIGHTED-AVERAGE EXCHANGE VALUE OF THE U.S. DOLLAR: REVISION" ON PAGE 700 OF THE AUGUST 1978 FEDERAL RESERVE BULLETIN.

*VALUE IS U.S. CENTS