

5-440

(516/517)

DATA FILE
LIBRARY
FEDERAL RESERVE BANK
OF CHICAGO

LIBRARY
JUL 20 1984
FEDERAL RESERVE BANK OF CHICAGO

Selected Interest & Exchange Rates

Weekly Series of Charts

July 16, 1984

Prepared by the
FINANCIAL MARKETS
SECTION

DIVISION OF
INTERNATIONAL FINANCE

BOARD OF GOVERNORS
FEDERAL RESERVE SYSTEM
Washington, D.C. 20551

Table of Contents

TABLES

1. LATEST FIGURES PLOTTED
2. DAILY CERTIFIED SPOT EXCHANGE RATES--H.10 RELEASE

CHARTS

1. SPOT EXCHANGE RATE INDICES
2. 3-MONTH FORWARD EXCHANGE RATES
3. GOLD PRICE--LONDON
4. CALL MONEY RATES
5. 3-MONTH INTEREST RATES
6. EURO-DOLLAR DEPOSIT RATES
7. SELECTED EURO-DOLLAR AND U.S. MONEY MARKET RATES
8. INTEREST ARBITRAGE: 3-MONTH FUNDS
9. LONG-TERM GOVERNMENT BOND YIELDS
10. INDUSTRIAL STOCK INDICES

SUBSCRIPTION RATES:

Weekly \$15.00 per year or \$.40 each in the United States, its possessions, Canada, and Mexico; 10 or more of the same issue to one address, \$13.50 per year or \$.35 each. Elsewhere, \$20.00 per year or \$.50 each. Address requests to Publications Services, Division of Administrative Services, and make payment remittance payable to the order of the Board of Governors of the Federal Reserve System in a form collectible at par in U.S. Currency.

SPOT EXCHANGE INDICES

DOLLAR PRICES OF FOREIGN CURRENCIES AND WEIGHTED AVERAGE VALUES (THIN LINE)
AVERAGES FOR WEEK ENDING WEDNESDAY

RATIO SCALE
MARCH 1973=100

RATIO SCALE
MARCH 1973=100

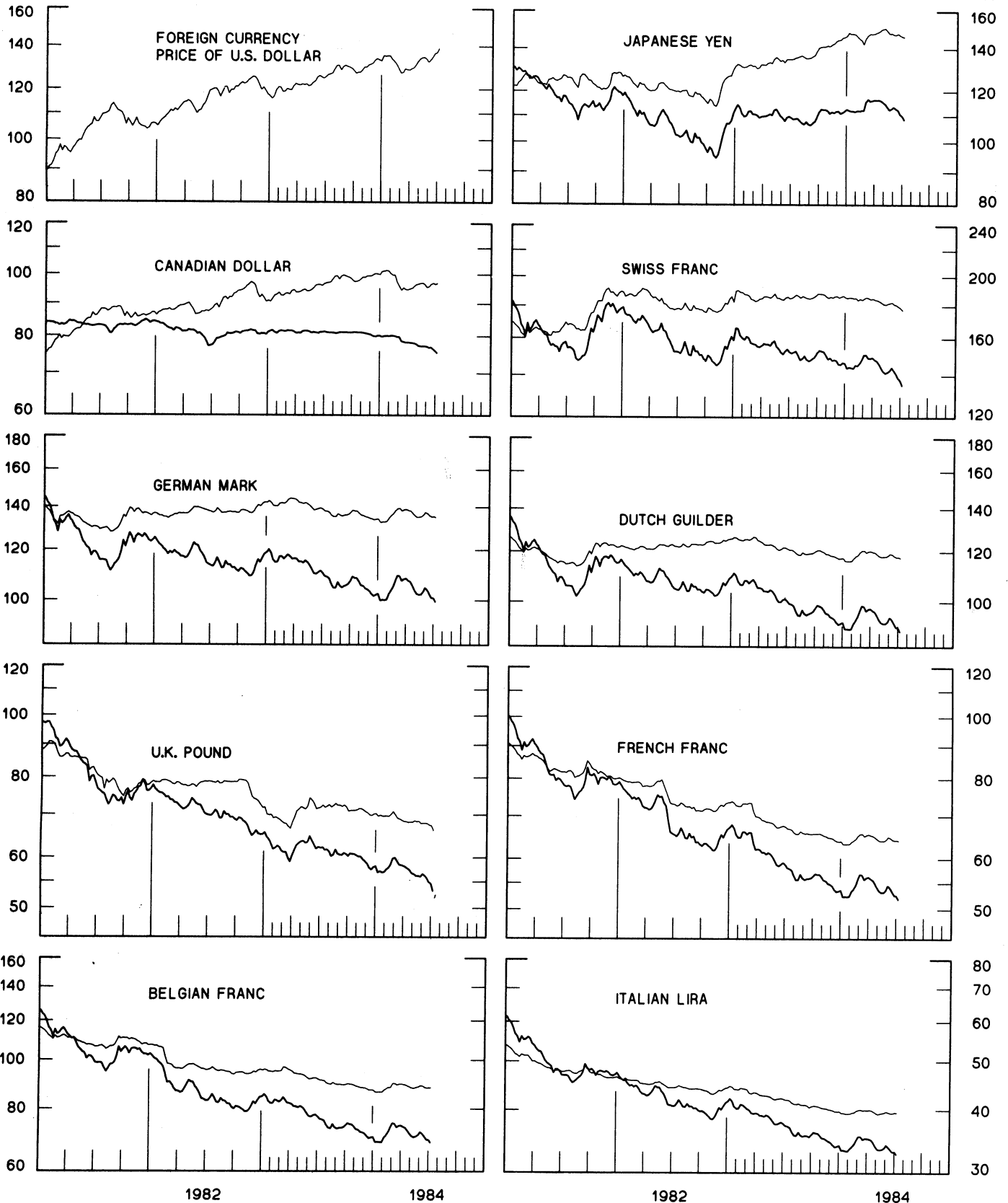


CHART 2
 3-MONTH FORWARD EXCHANGE RATES

PREMIUM (+) OR (-)
 AVERAGES FOR WEEK ENDING WEDNESDAY

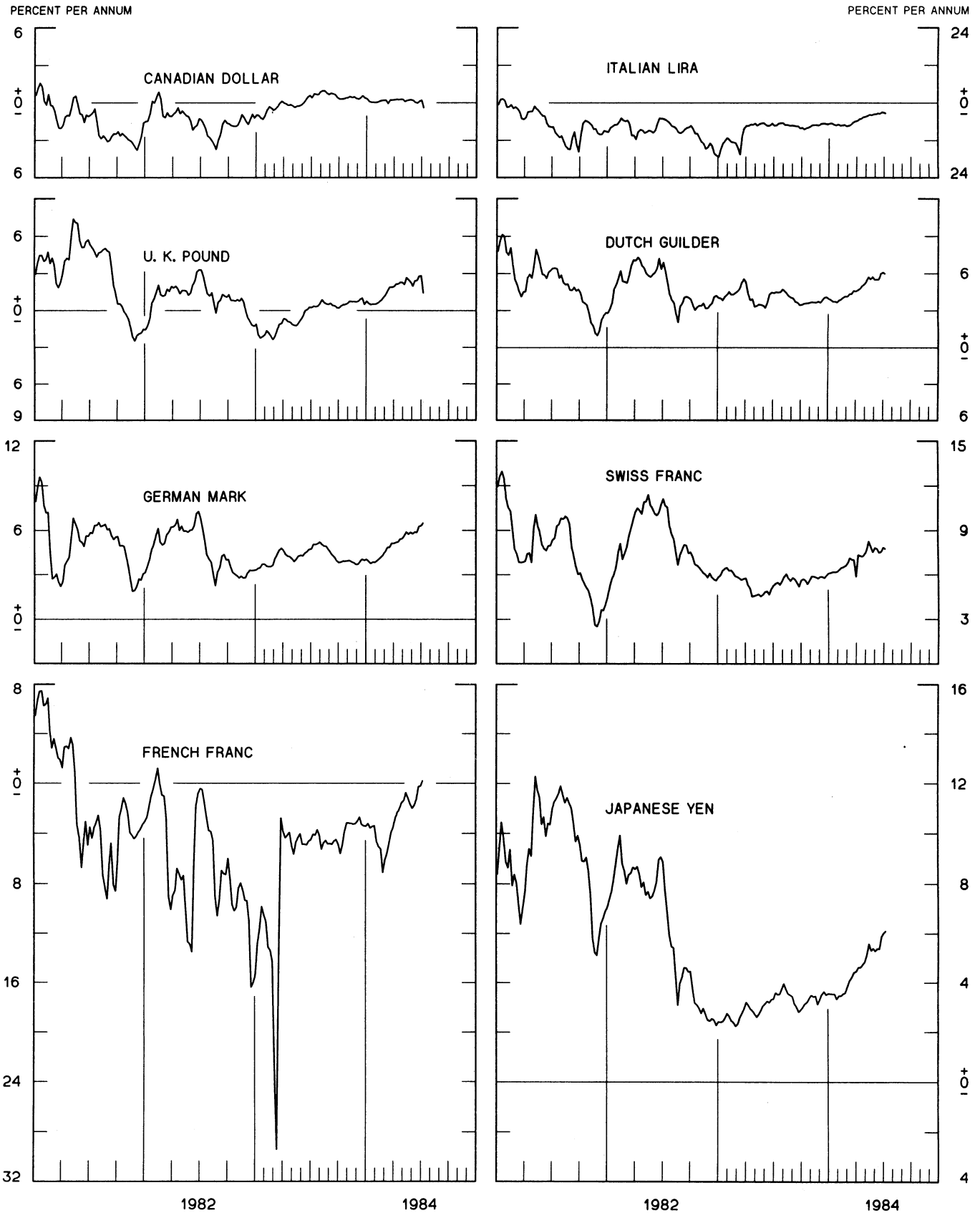


CHART 3
PRICE OF GOLD IN LONDON
AVERAGES FOR WEEK ENDING WEDNESDAY

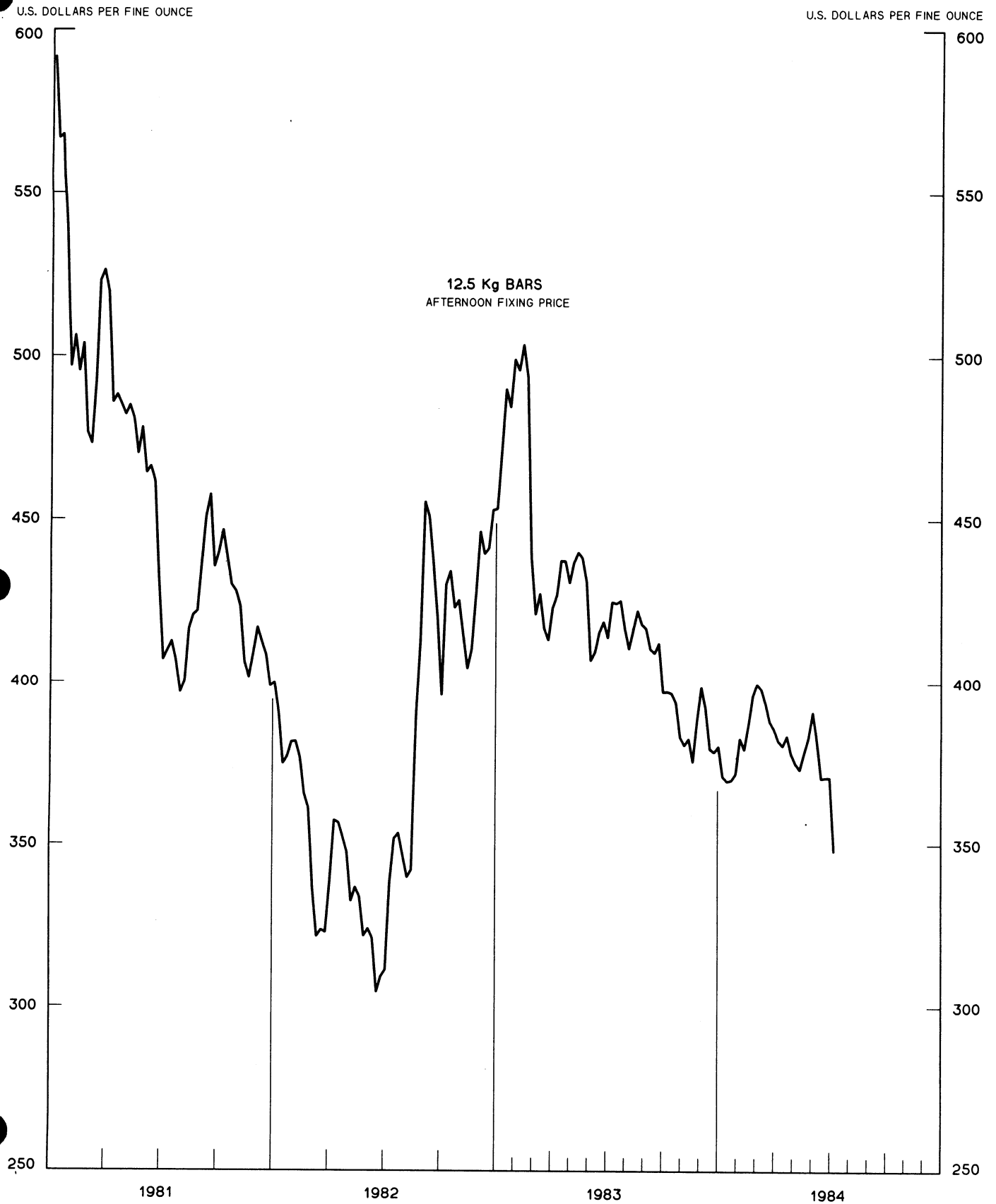
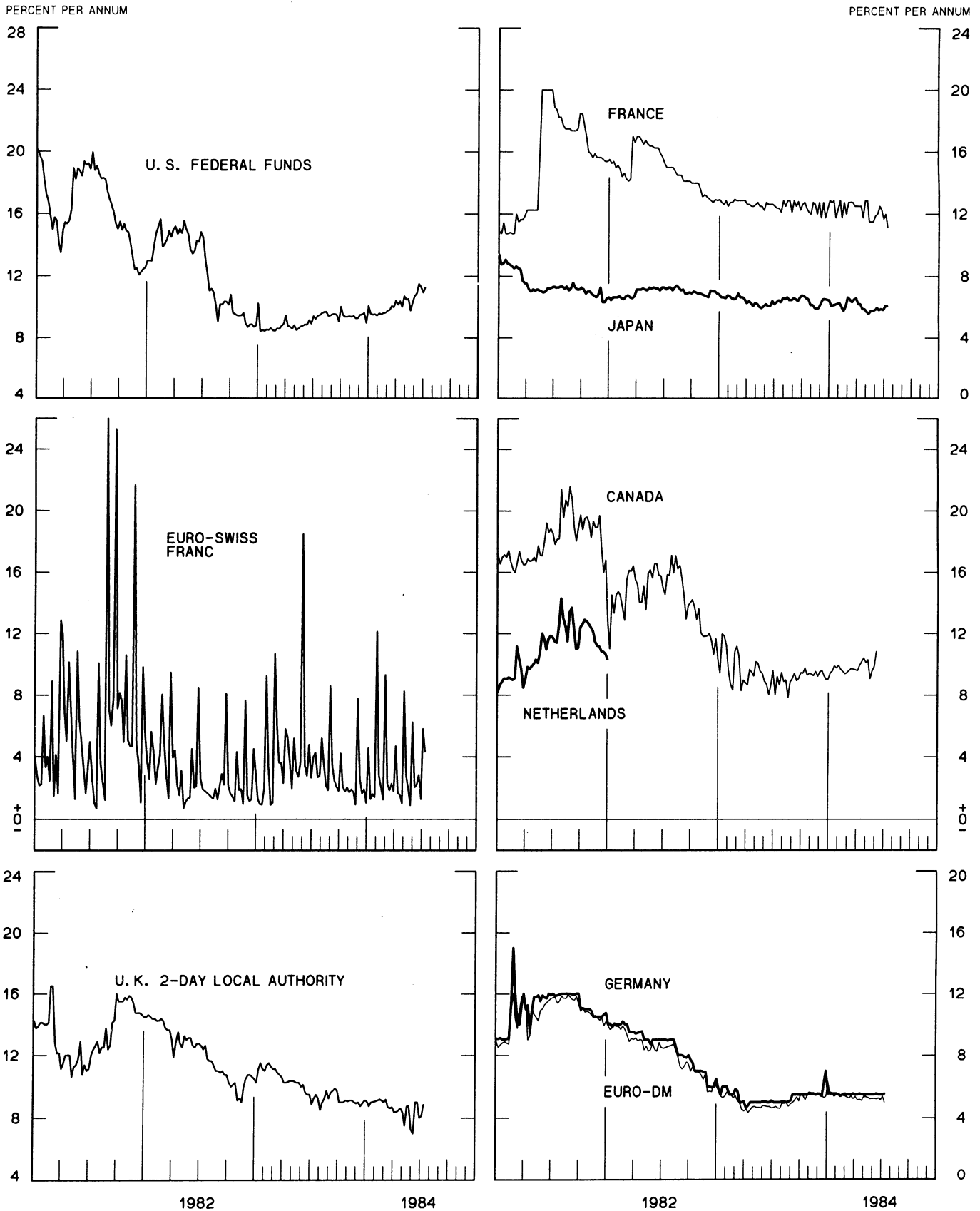


CHART 4
CALL MONEY RATES
 WEEKLY SERIES



1982

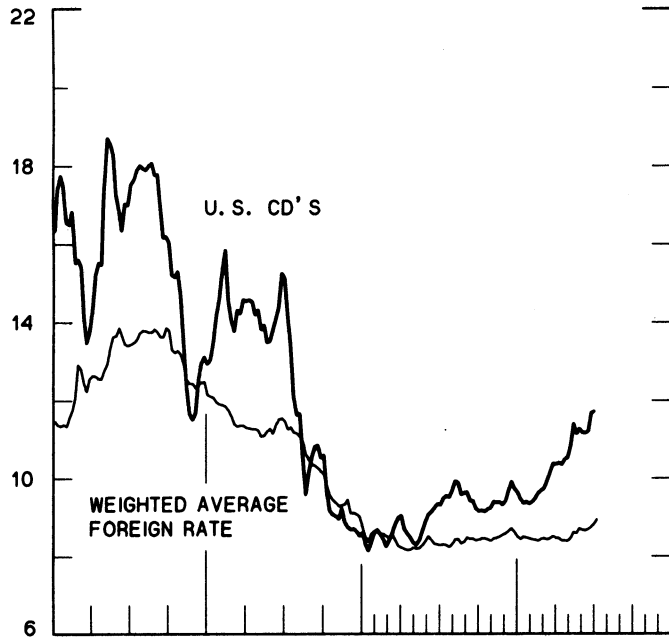
1984

1982

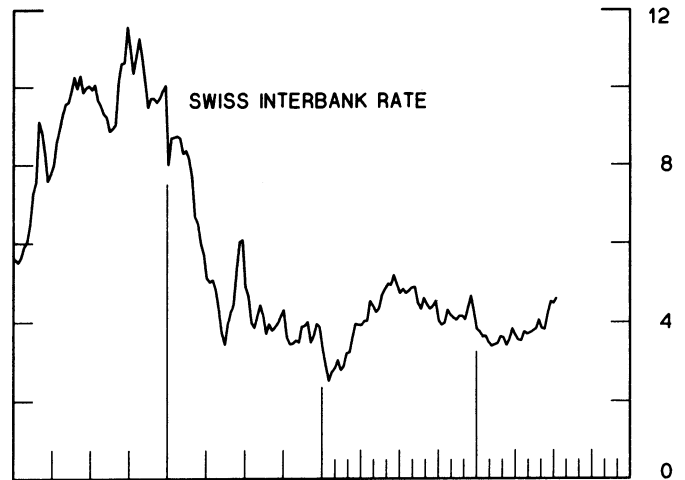
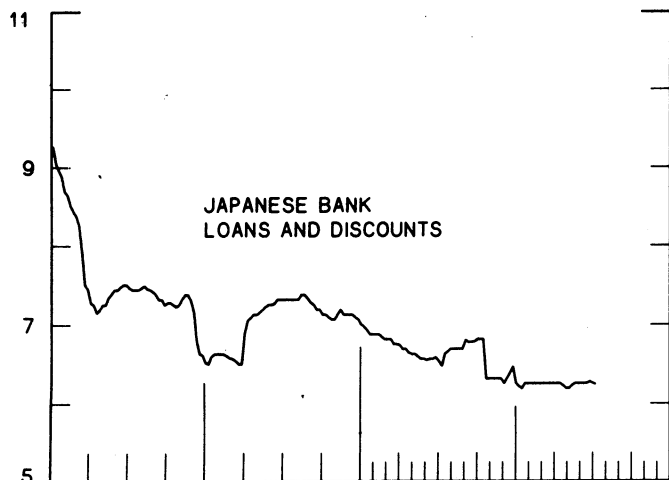
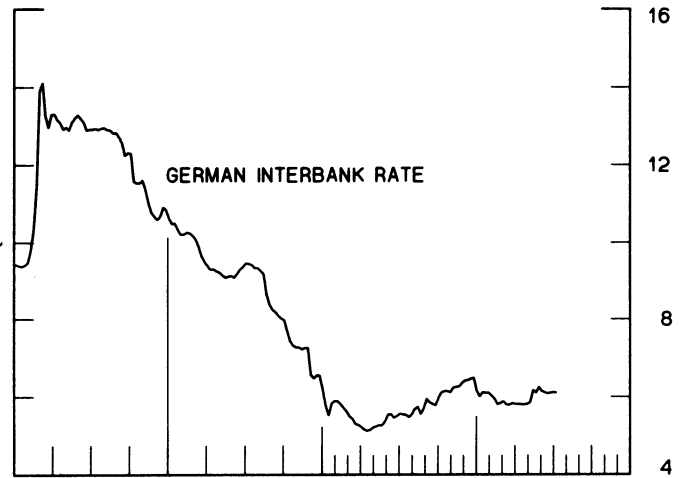
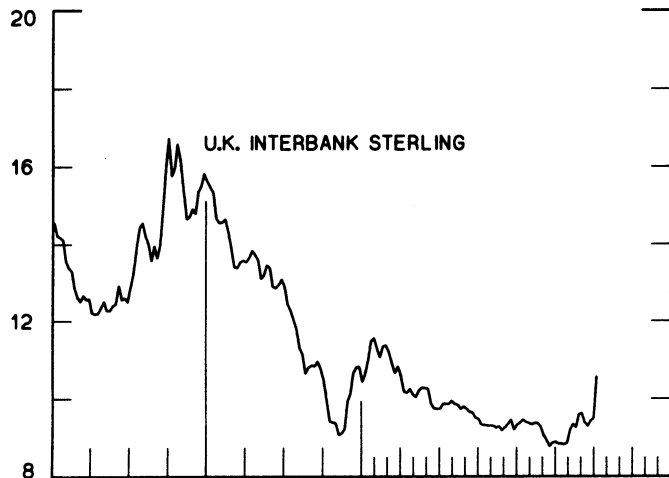
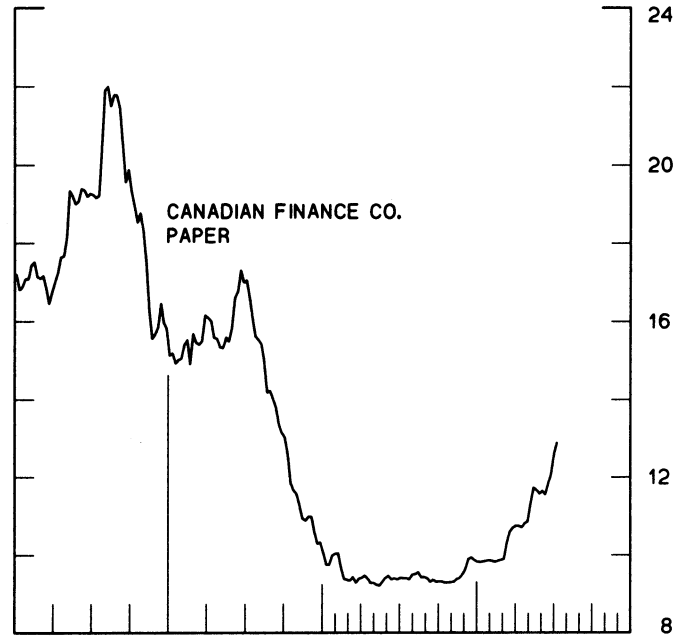
1984

CHART 5
3-MONTH INTEREST RATES
 WEEKLY SERIES

PERCENT PER ANNUM



PERCENT PER ANNUM



1982

1984

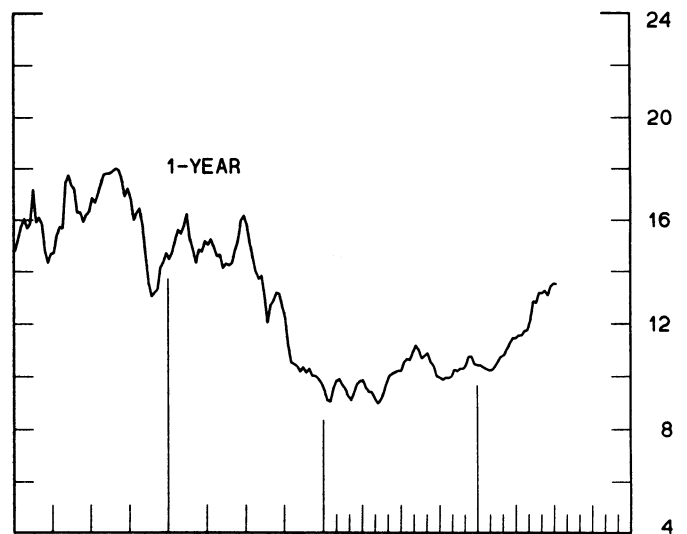
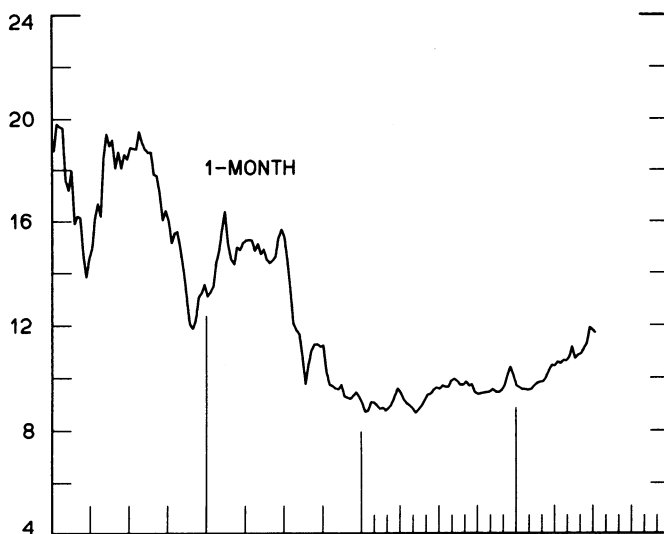
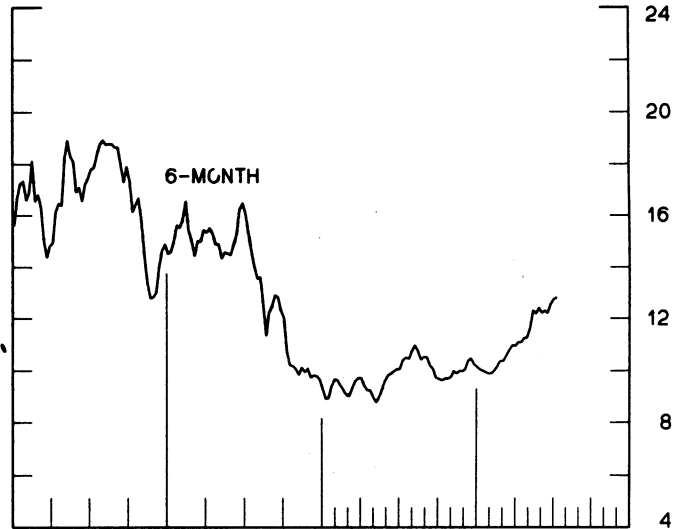
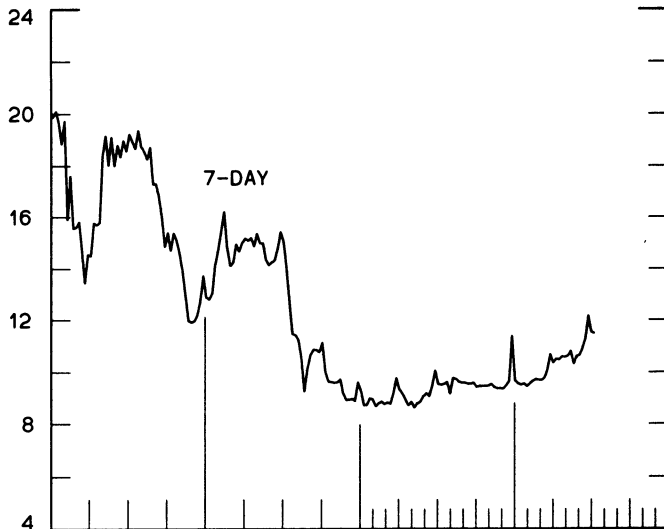
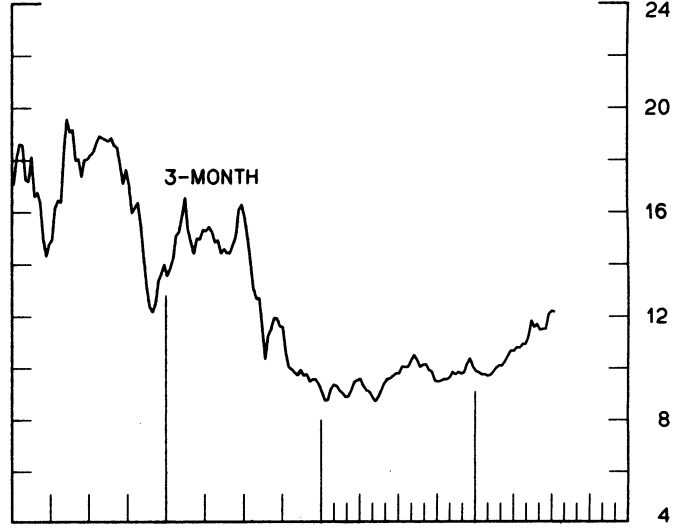
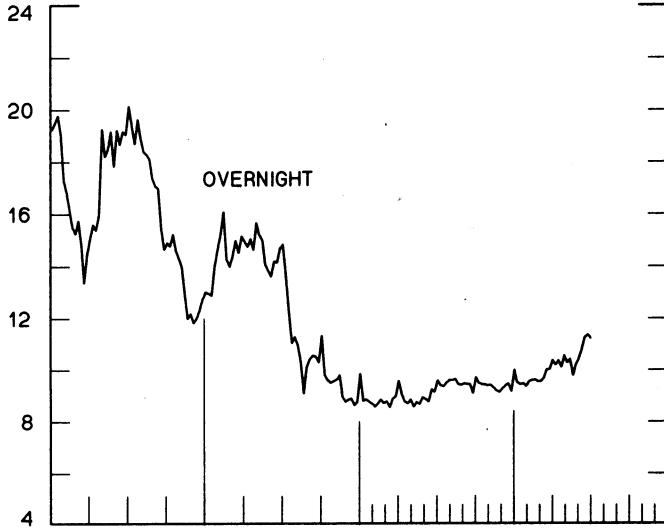
1982

1984

CHART 6
EURO-DOLLAR DEPOSIT RATES LONDON
AVERAGES FOR WEEK ENDING WEDNESDAY

PERCENT PER ANNUM

PERCENT PER ANNUM



1982

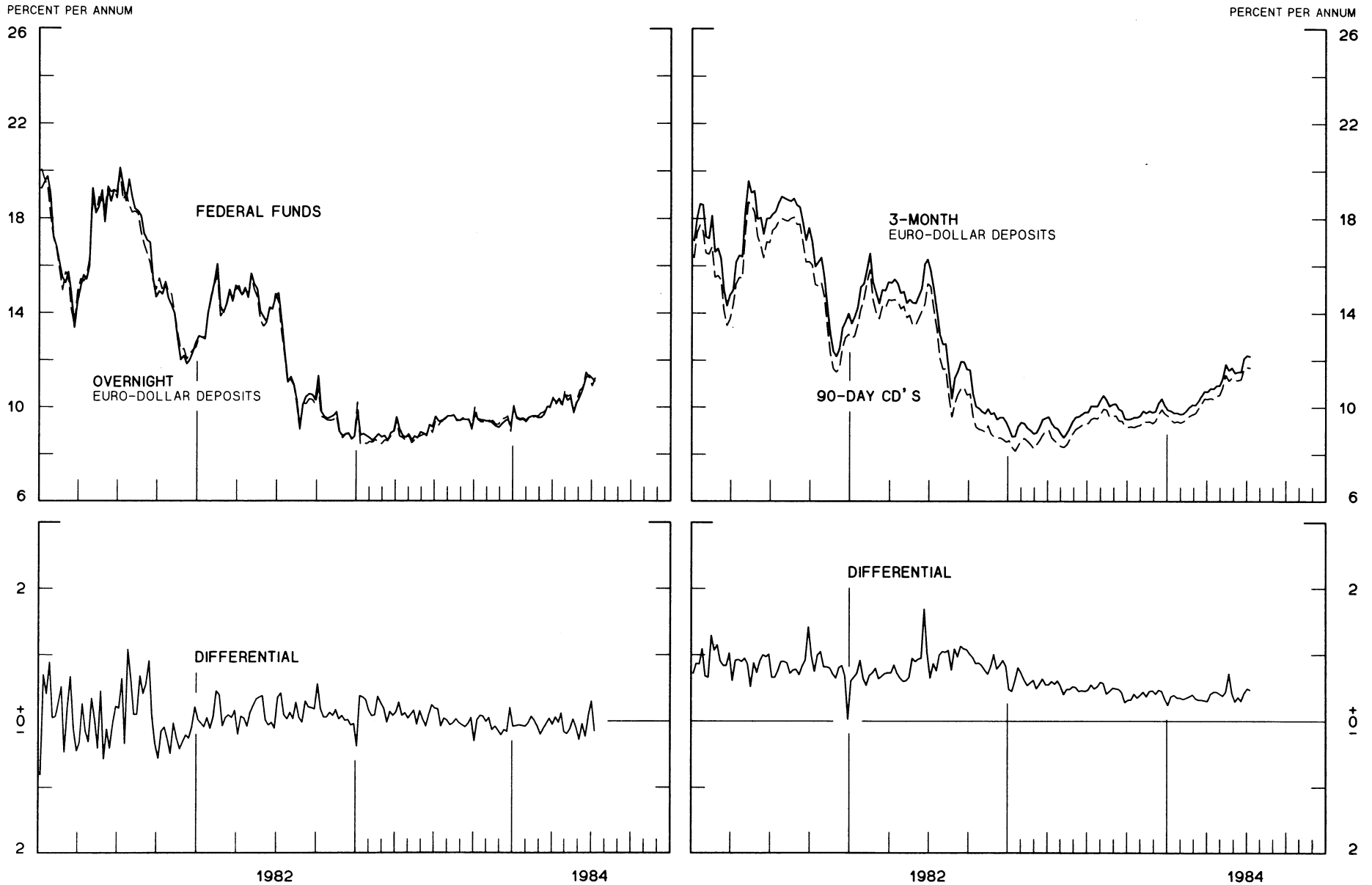
1984

1982

1984

SELECTED EURO-DOLLAR AND U. S. MONEY MARKET RATES

DIFFERENTIAL: PLUS(+), FAVORS BORROWING IN U. S.
AVERAGES FOR WEEK ENDING WEDNESDAY



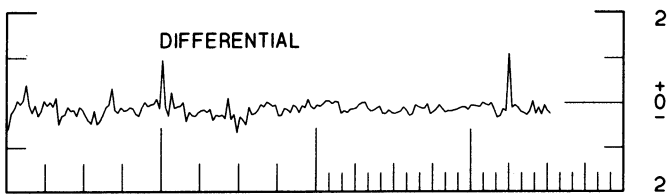
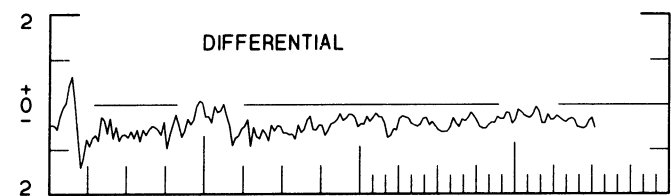
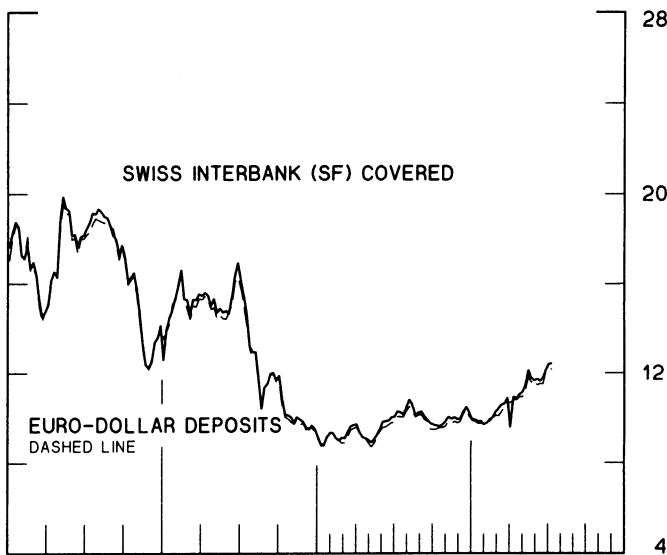
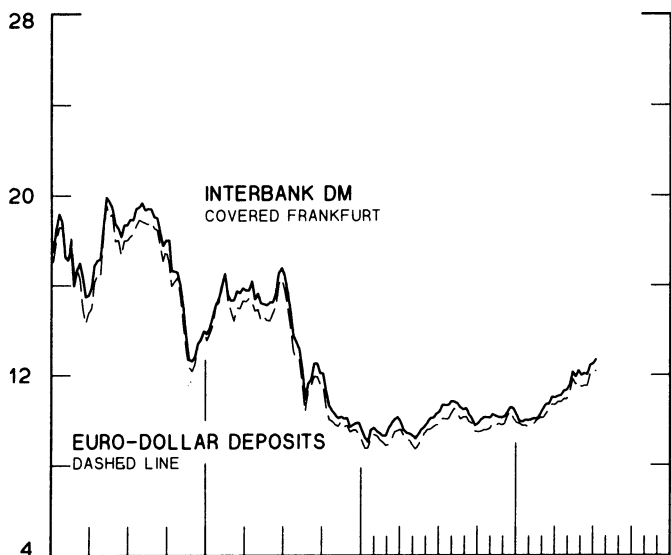
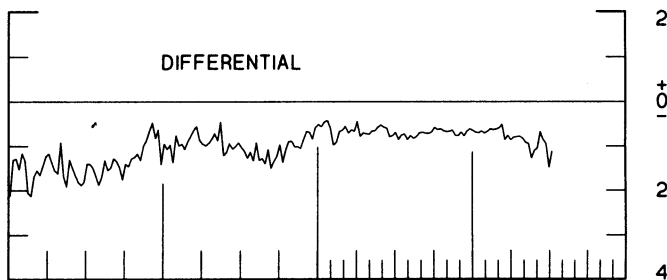
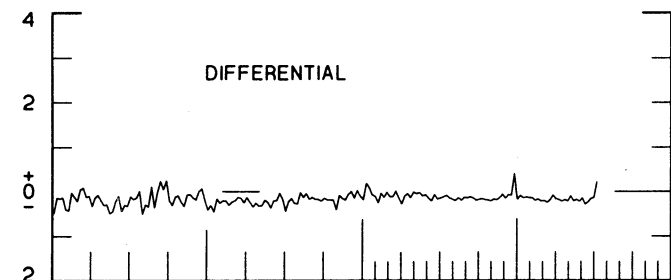
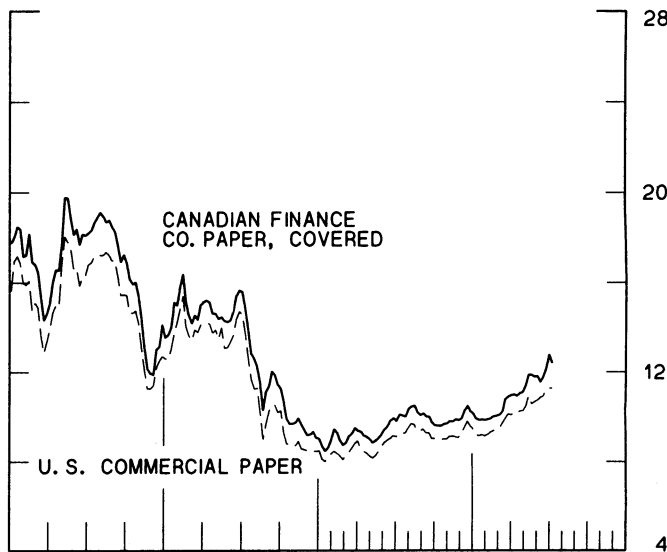
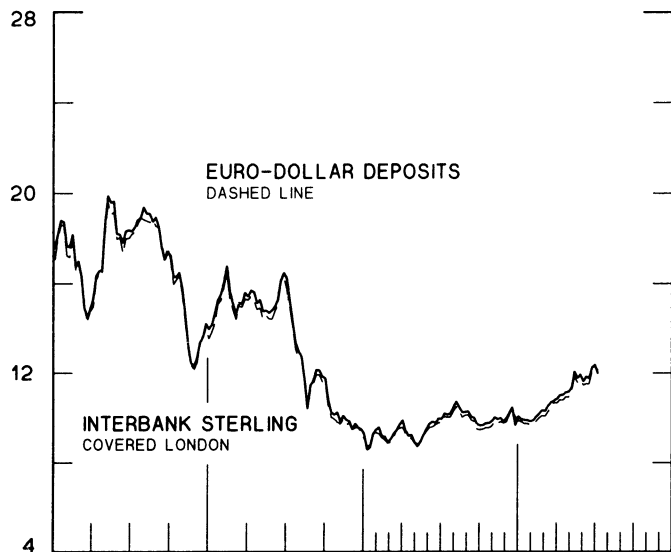
1 PERCENT ON DIFFERENTIAL SCALE = 2 PERCENT ON RATE SCALE

INTEREST ARBITRAGE: 3-MONTH FUNDS

DIFFERENTIAL: PLUS(+), INDICATES FAVOR DOLLAR ASSETS
AVERAGES FOR WEEK ENDING WEDNESDAY

PERCENT PER ANNUM

PERCENT PER ANNUM



1982

1984

1982

1984

1 PERCENT ON DIFFERENTIAL SCALE = 2 PERCENT ON RATE SCALE

CHART 9
LONG-TERM GOVERNMENT BOND YIELDS
 WEEKLY SERIES

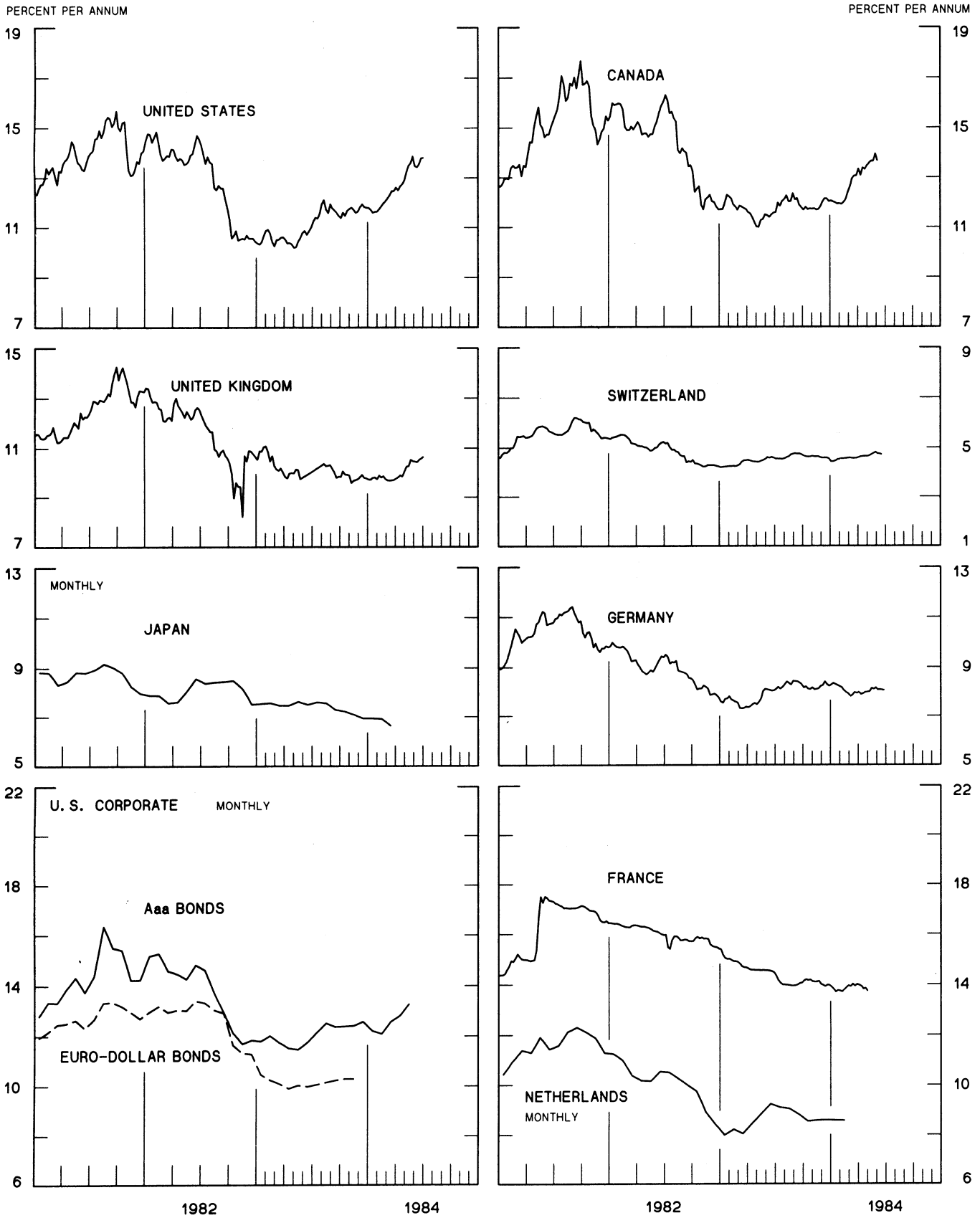
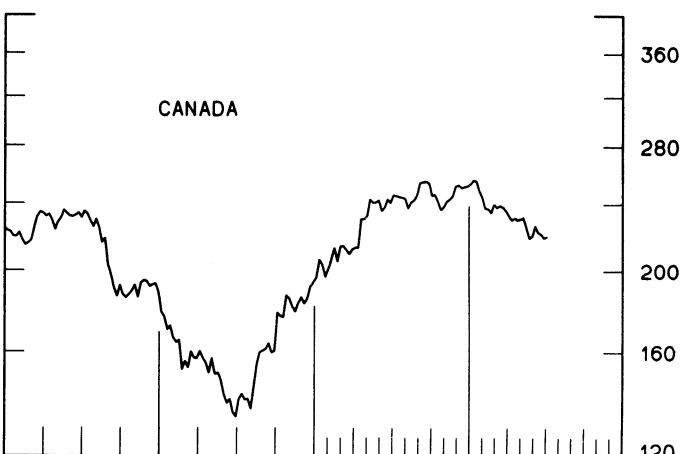
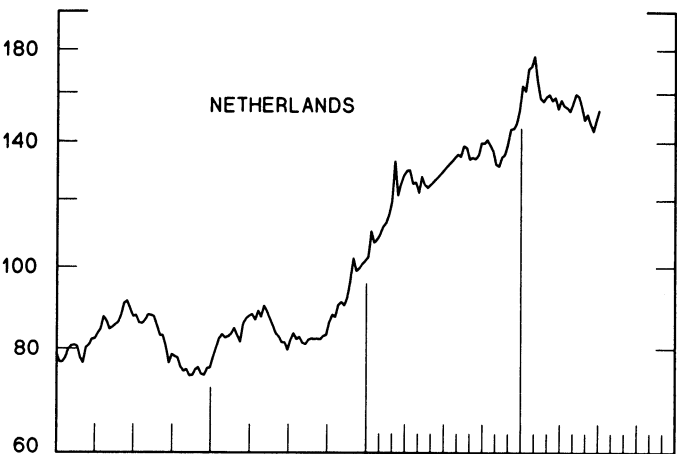
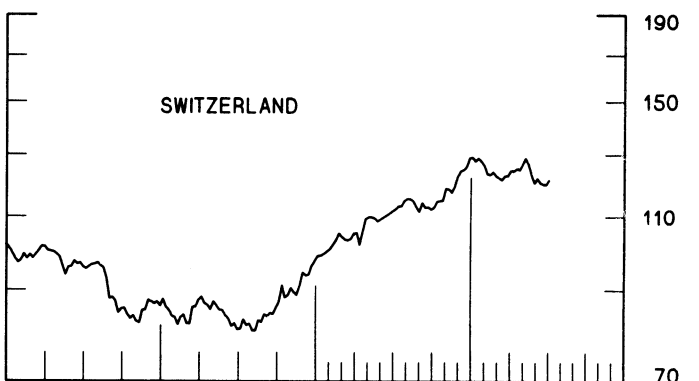
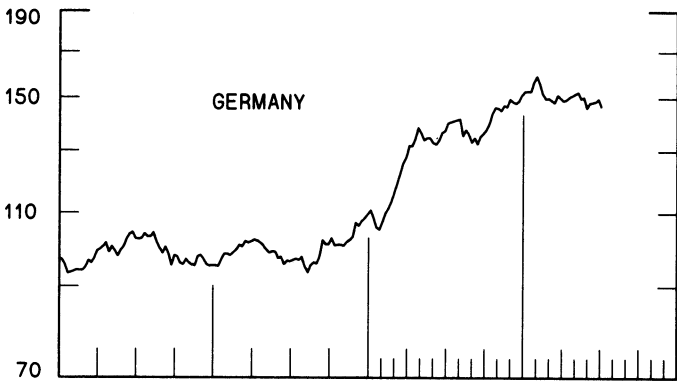
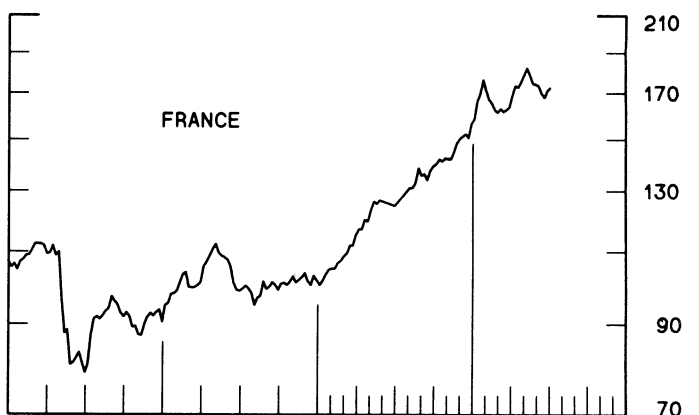
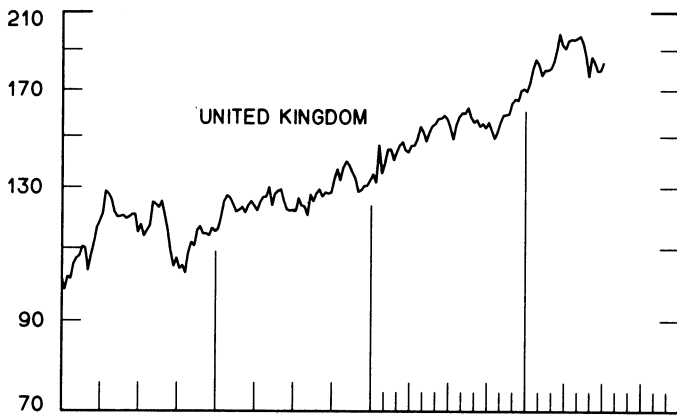
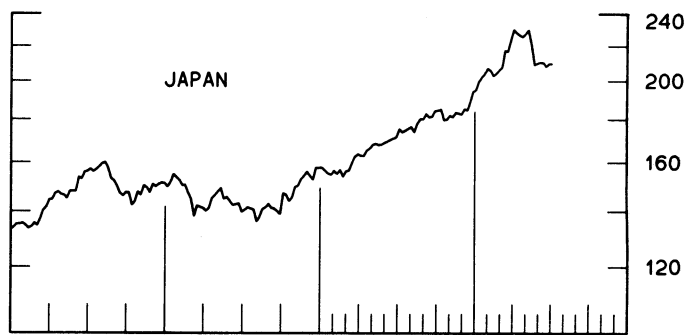
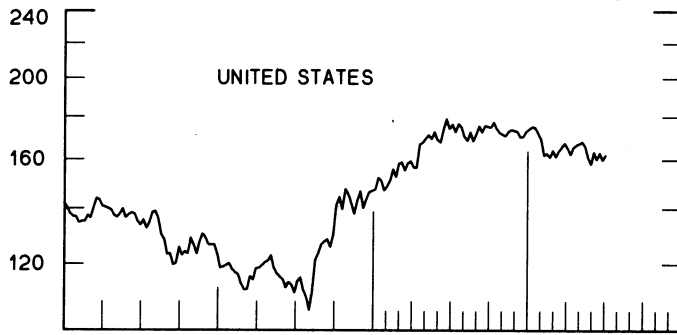


CHART 10
INDUSTRIAL STOCK INDICES
WEEKLY SERIES

RATIO SCALE
1969=100

RATIO SCALE
1969=100



1982

1984

1982

1984

SERIES NAME

LAST VALUE PLOTTED
DATE VALUE

CHART 1. SPOT EXCHANGE RATES AND INDICES

WEEKLY AVERAGES, NOON BUYING RATES (U.S. CENTS)

GERMAN MARK	JULY 11	35.28
JAPANESE YEN	JULY 11	0.41399
DUTCH GUILDER	JULY 11	31.27
U.K. POUND	JULY 11	131.23
CANADIAN DOLLAR	JULY 11	75.26
FRENCH FRANC	JULY 11	11.50
SWISS FRANC	JULY 11	41.88
BELGIAN FRANC	JULY 11	1.73787
ITALIAN LIRA	JULY 11	0.05747
SWEDISH KRONA	JULY 11	12.07

INDICES, MARCH 1973 BASE RATES = 100

GERMAN MARK	JULY 11	99.24
JAPANESE YEN	JULY 11	108.40
DUTCH GUILDER	JULY 11	89.76
U.K. POUND	JULY 11	53.08
CANADIAN DOLLAR	JULY 11	75.01
FRENCH FRANC	JULY 11	51.81
SWISS FRANC	JULY 11	134.73
BELGIAN FRANC	JULY 11	68.48
ITALIAN LIRA	JULY 11	32.65

WEIGHTED AVERAGE EXCHANGE VALUE INDICES, MAR 1973 = 100
(G-10 COUNTRIES PLUS SWITZERLAND)

U.S. DOLLAR	JULY 11	138.86
GERMAN MARK	JULY 11	134.97
JAPANESE YEN	JULY 11	146.17
DUTCH GUILDER	JULY 11	117.44
U.K. POUND	JULY 11	66.10
CANADIAN DOLLAR	JULY 11	96.90
FRENCH FRANC	JULY 11	64.08
SWISS FRANC	JULY 11	177.26
BELGIAN FRANC	JULY 11	88.11
ITALIAN LIRA	JULY 11	39.58
SWEDISH KRONA	JULY 11	68.35

CHART 2. 3-MONTH FORWARD EXCHANGE RATES, PREMIUM OR DISCOUNT

CANADIAN DOLLAR	JULY 11	-0.46
U.K. POUND	JULY 11	1.36
GERMAN MARK	JULY 11	6.48
FRENCH FRANC	JULY 11	0.25
SWISS FRANC	JULY 11	7.72
DUTCH GUILDER	JULY 11	5.95
JAPANESE YEN	JULY 11	6.10
ITALIAN LIRA	JULY 11	-3.45

SERIES NAME	LAST VALUE PLOTTED	
	DATE	VALUE
CHART 3. GOLD PRICE IN LONDON, AFTERNOON FIXING		
U.S. DOLLARS PER FINE OUNCE	JULY 11	348.01
CHART 4. CALL MONEY RATES		
U.S. FEDERAL FUNDS	JULY 11	11.25
OVERNIGHT EURO-DOLLAR DEPOSITS	JULY 11	11.10
U.K.	JULY 13	8.88
CANADA	JUNE 8	10.84
GERMANY	JULY 13	5.55
EURO-DM	JULY 13	5.00
JAPAN	JULY 13	6.06
FRANCE	JULY 13	11.13
NETHERLANDS	JAN. 1	10.30
EURO-SWISS FRANC	JULY 13	4.30
CHART 5. 3-MONTH INTEREST RATES		
U.S. 90-DAY CD'S, SECONDARY MARKET	JULY 11	11.69
GERMAN INTERBANK LOAN	JULY 11	6.10
JAPANESE BANK LOANS & DISCOUNTS	JULY 11	6.24
CANADIAN FINANCE PAPER	JULY 11	12.87
INTERBANK STERLING	JULY 11	10.56
SWISS INTERBANK LOAN	JULY 11	4.60
WEIGHTED AVERAGE FOREIGN INTEREST RATE (G-10 COUNTRIES PLUS SWITZERLAND)	JULY 11	8.94
CHART 6. EURO-DOLLAR DEPOSIT RATES: LONDON		
OVERNIGHT	JULY 11	11.10
7-DAY	JULY 11	11.46
1-MONTH	JULY 11	11.69
3-MONTH	JULY 11	12.16
6-MONTH	JULY 11	12.78
1-YEAR	JULY 11	13.53
CHART 7. SELECTED EURO-DOLLAR AND U.S. MONEY MARKET RATES		
OVERNIGHT EURO-DOLLAR DEPOSITS	JULY 11	11.10
U.S. FEDERAL FUNDS	JULY 11	11.25
DIFFERENTIAL ADJ. FOR RESERVE REQUIREMENTS	JULY 11	-0.15
3-MONTH EURO-DOLLAR DEPOSIT RATE	JULY 11	12.16
U.S. 90-DAY CD'S, SECONDARY MARKET	JULY 11	11.69
DIFFERENTIAL	JULY 11	0.47

SERIES NAME

LAST VALUE PLOTTED
DATE VALUE

CHART 8. INTEREST ARBITRAGE, 3-MONTH FUNDS

EURO-DOLLAR DEPOSIT	JULY 11	12.16
INTERBANK STERLING (LONDON), COVERED	JULY 11	11.96
DIFFERENTIAL	JULY 11	0.20
U.S. COMMERCIAL PAPER	JULY 11	11.28
CANADIAN FINANCE PAPER, COVERED	JULY 11	12.40
DIFFERENTIAL	JULY 11	-1.12
EURO-DOLLAR DEPOSIT	JULY 11	12.16
INTERBANK DM (FRANKFURT), COVERED	JULY 11	12.68
DIFFERENTIAL	JULY 11	-0.52
EURO-DOLLAR DEPOSIT	JULY 11	12.16
SWISS INTERBANK, COVERED	JULY 11	12.40
DIFFERENTIAL	JULY 11	-0.24

CHART 9. LONG TERM GOVERNMENT BOND YIELDS

UNITED STATES	JULY 6	13.80
GERMANY	JUNE 29	8.02
JAPAN (MONTHLY)	MARCH	6.64
SWITZERLAND	JUNE 22	4.71
CANADA	JUNE 8	13.65
FRANCE	MAY 4	13.73
NETHERLANDS (MONTHLY)	FEB.	8.56
UNITED KINGDOM	JULY 6	10.64

U.S. CORPORATE

AAA BONDS	MAY	13.28
EURO-DOLLAR BONDS	NOV.	10.29

CHART 10. STOCK INDICES

UNITED STATES	JULY 4	161.87
UNITED KINGDOM	JULY 4	183.38
CANADA	JULY 4	219.69
GERMANY	JULY 4	146.59
SWITZERLAND	JULY 4	121.48
NETHERLANDS	JULY 4	152.77
FRANCE	JULY 4	172.47
JAPAN	JULY 4	209.32

FEDERAL RESERVE statistical release



H.10 (512)

JULY 13, 1984

FOREIGN EXCHANGE RATES

FOR THE WEEK ENDING JULY 13, 1984

The Board of Governors of the Federal Reserve System is advised that the Federal Reserve Bank of New York has certified for customs purposes the following noon buying rates in New York City for cable transfers payable in foreign currencies:

COUNTRY	MONETARY UNIT	(CURRENCY UNITS PER DOLLAR)				
		JULY 9	JULY 10	JULY 11	JULY 12	JULY 13
*AUSTRALIA	DOLLAR	83.02	83.60	83.20	82.90	83.55
AUSTRIA	SCHILLING	19.932	19.818	19.925	19.982	19.893
BELGIUM	FRANC	57.690	57.400	57.530	57.780	57.400
BRAZIL	CRUZEIRO	1779.00	1779.00	1779.00	1779.00	1809.00
CANADA	DOLLAR	1.3287	1.3277	1.3338	1.3348	1.3273
CHINA, P.R.	YUAN	2.2869	2.2869	2.2869	2.2869	2.2983
DENMARK	KRONE	10.3895	10.3300	10.4080	10.4150	10.3600
FINLAND	MARKKA	6.0060	5.9865	6.0200	6.0300	6.0155
FRANCE	FRANC	8.7150	8.6620	8.7170	8.7450	8.6825
GERMANY	D. MARK	2.8405	2.8240	2.8410	2.8490	2.8320
GREECE	DRACHMA	112.000	111.350	112.000	112.100	112.250
HONG KONG	DOLLAR	7.8700	7.8400	7.8500	7.9000	7.8400
INDIA	RUPEE	11.2900	11.2900	11.3200	11.3200	11.3200
*IRELAND	POUND	107.70	108.40	107.65	107.48	107.90
ISRAEL	SHEKEL	NA	NA	NA	NA	253.560
ITALY	LIRA	1740.00	1733.50	1745.00	1752.00	1743.50
JAPAN	YEN	242.63	241.45	242.10	242.68	241.45
MALAYSIA	RINGGIT	2.3335	2.3290	2.3360	2.3405	2.3405
MEXICO	PESO	196.0000	196.0000	196.8000	196.5000	195.5000
NETHERLANDS	GUILDER	3.2060	3.1870	3.2060	3.2140	3.1930
*NEW ZEALAND	DOLLAR	61.950	62.120	62.080	61.850	61.550
NORWAY	KRONE	8.1810	8.1440	8.2040	8.2070	8.1800
PHILIPPINES	PESO	NA	NA	NA	NA	NA
PORTUGAL	ESCUDO	155.000	153.000	154.000	154.000	154.000
SINGAPORE	DOLLAR	2.1500	2.1460	2.1455	2.1480	2.1405
*SOUTH AFRICA	RAND	67.45	67.50	67.20	67.30	67.65
SOUTH KOREA	WON	809.30	810.30	810.10	811.10	811.80
SPAIN	PESETA	161.250	160.390	161.520	161.790	161.210
SRI LANKA	RUPEE	25.200	25.200	25.200	25.200	25.220
SWEDEN	KRONA	8.2910	8.2660	8.3100	8.3075	8.2850
SWITZERLAND	FRANC	2.3920	2.3835	2.4030	2.4085	2.4000
TAIWAN	DOLLAR	39.560	39.540	39.430	39.510	NA
THAILAND	BAHT	23.020	23.020	23.020	23.020	23.020
*UNITED KINGDOM	POUND	130.60	130.95	131.20	130.65	132.35
VENEZUELA	BOLIVAR	13.1000	12.9500	12.8500	12.7500	12.8500
MEMO:						
*UNITED STATES	DOLLAR	139.18	138.56	139.17	139.56	138.65

*INDEX OF WEIGHTED AVERAGE EXCHANGE VALUE OF U.S. DOLLAR AGAINST CURRENCIES OF OTHER G-11 COUNTRIES. MARCH 1973 = 100. WEIGHTS ARE 1972-76 GLOBAL TRADE OF EACH OF THE 10 COUNTRIES. SERIES REVISED AS OF AUGUST 1978. FOR DESCRIPTION AND BACK DATA, SEE "INDEX OF THE WEIGHTED-AVERAGE EXCHANGE VALUE OF THE U.S. DOLLAR: REVISION" ON PAGE 700 OF THE AUGUST 1978 FEDERAL RESERVE BULLETIN.

VALUE IS U.S. CENTS