

(516/517)

DATA FILE  
LIBRARY  
FEDERAL RESERVE BANK  
OF CHICAGO

LIBRARY  
JUL 11 1984  
FEDERAL RESERVE  
BANK OF CHICAGO

# Selected Interest & Exchange Rates

## Weekly Series of Charts

July 9, 1984

Prepared by the  
FINANCIAL MARKETS  
SECTION

DIVISION OF  
INTERNATIONAL FINANCE

BOARD OF GOVERNORS  
FEDERAL RESERVE SYSTEM  
Washington, D.C. 20551

---

# Table of Contents

## **TABLES**

1. LATEST FIGURES PLOTTED
2. DAILY CERTIFIED SPOT EXCHANGE RATES--  
H.10 RELEASE

## **CHARTS**

1. SPOT EXCHANGE RATE INDICES
2. 3-MONTH FORWARD EXCHANGE RATES
3. GOLD PRICE--LONDON
4. CALL MONEY RATES
5. 3-MONTH INTEREST RATES
6. EURO-DOLLAR DEPOSIT RATES
7. SELECTED EURO-DOLLAR AND  
U.S. MONEY MARKET RATES
8. INTEREST ARBITRAGE: 3-MONTH FUNDS
9. LONG-TERM GOVERNMENT BOND YIELDS
10. INDUSTRIAL STOCK INDICES

## **SUBSCRIPTION RATES:**

Weekly \$15.00 per year or \$.40 each in the United States, its possessions, Canada, and Mexico; 10 or more of the same issue to one address, \$13.50 per year or \$.35 each. Elsewhere, \$20.00 per year or \$.50 each. Address requests to Publications Services, Division of Administrative Services, and make payment remittance payable to the order of the Board of Governors of the Federal Reserve System in a form collectible at par in U.S. Currency.

# SPOT EXCHANGE INDICES

DOLLAR PRICES OF FOREIGN CURRENCIES AND WEIGHTED AVERAGE VALUES (THIN LINE)  
AVERAGES FOR WEEK ENDING WEDNESDAY

RATIO SCALE  
MARCH 1973=100

RATIO SCALE  
MARCH 1973=100

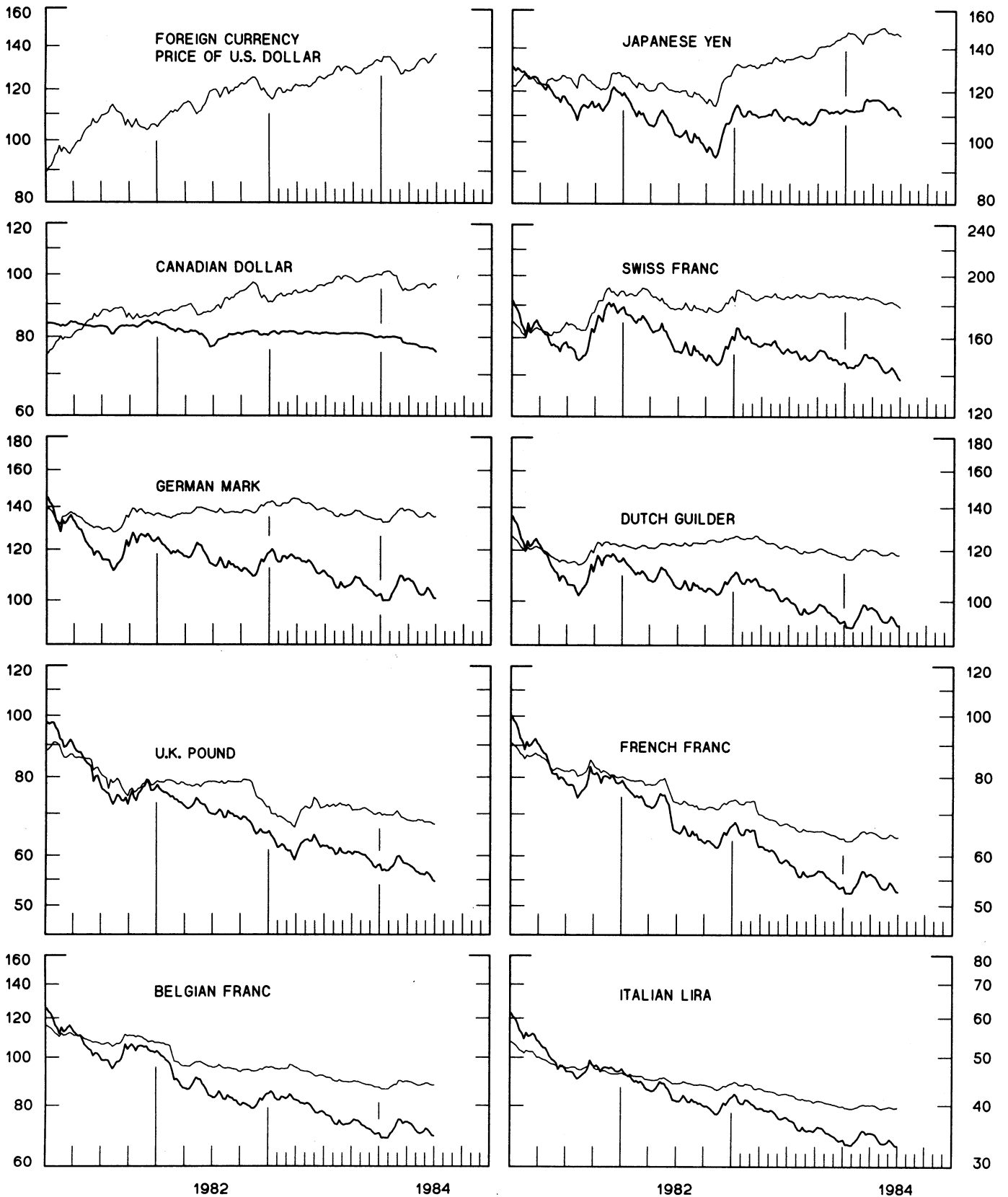


CHART 2  
**3-MONTH FORWARD EXCHANGE RATES**

PREMIUM (+) OR (-)  
 AVERAGES FOR WEEK ENDING WEDNESDAY

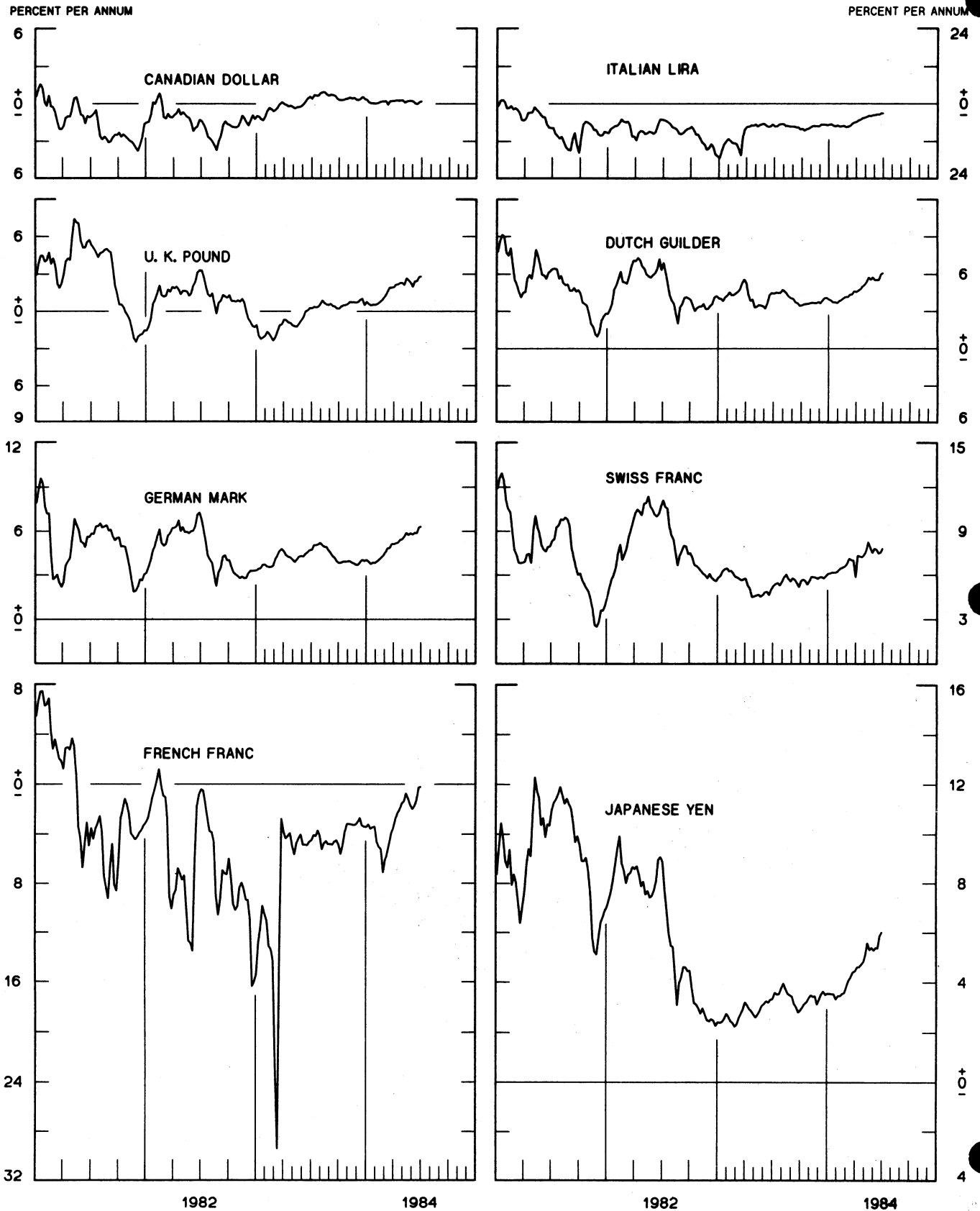


CHART 3

# PRICE OF GOLD IN LONDON

AVERAGES FOR WEEK ENDING WEDNESDAY

U.S. DOLLARS PER FINE OUNCE

U.S. DOLLARS PER FINE OUNCE

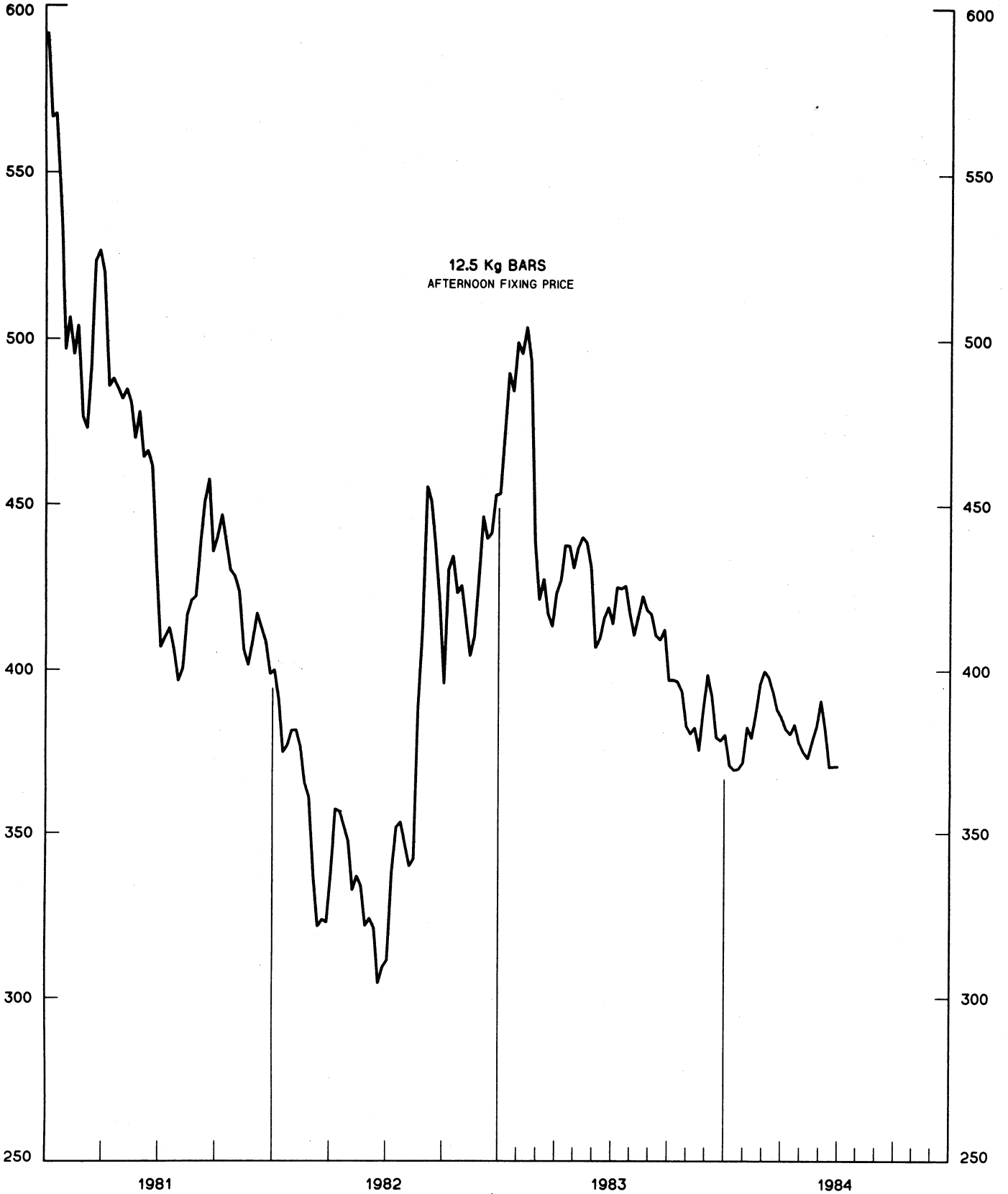


CHART 4  
**CALL MONEY RATES**  
 WEEKLY SERIES

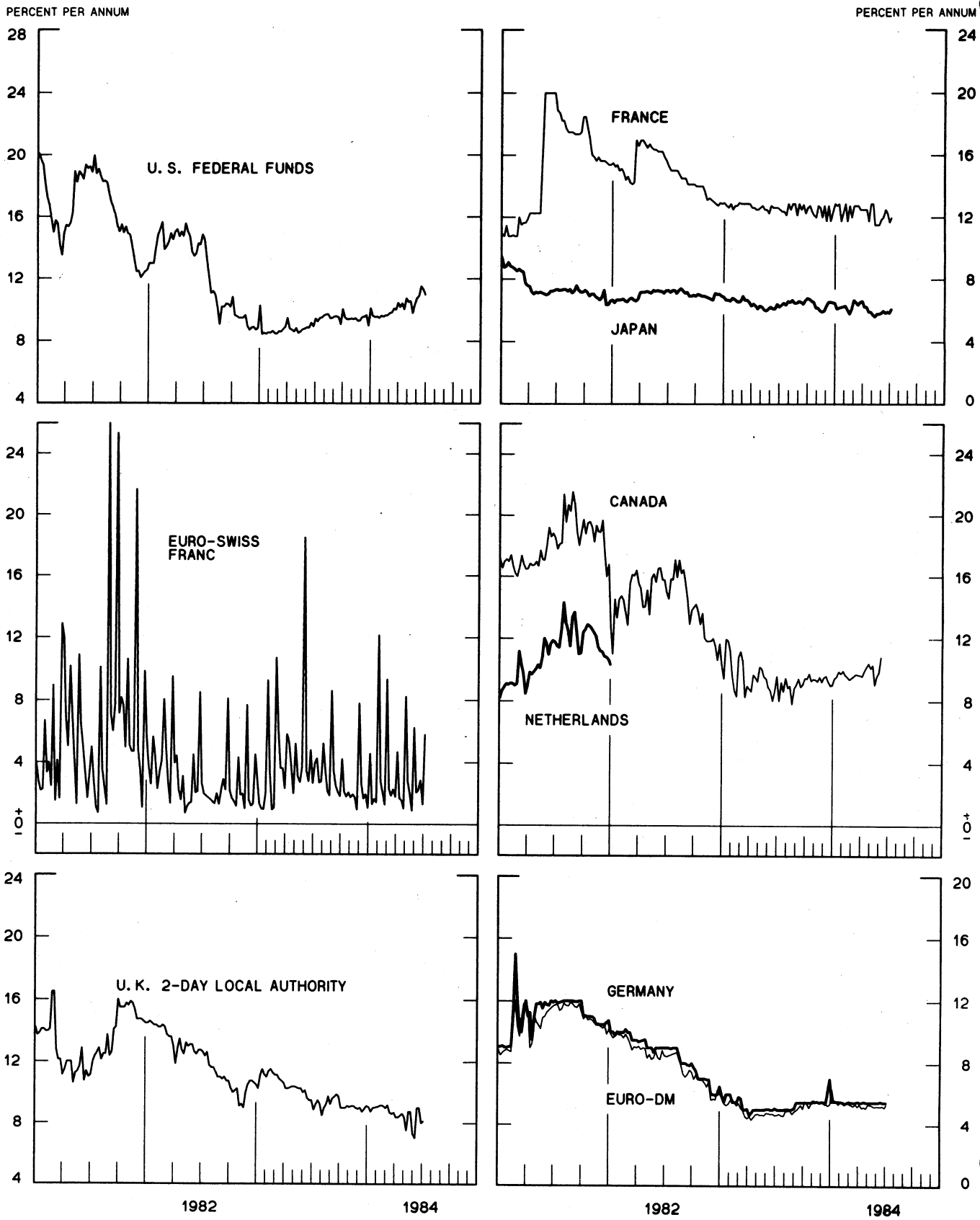
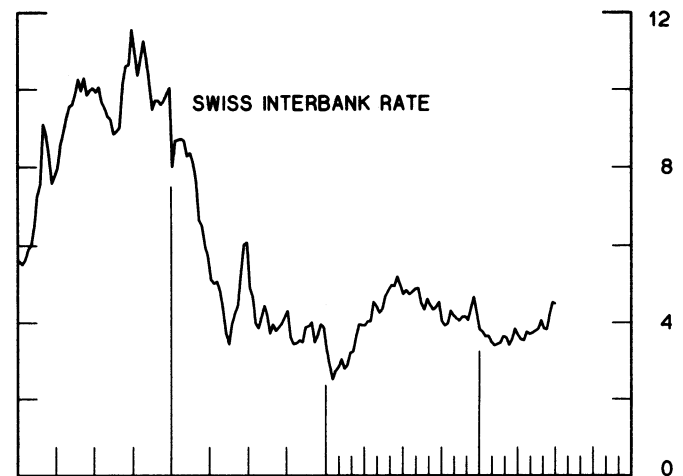
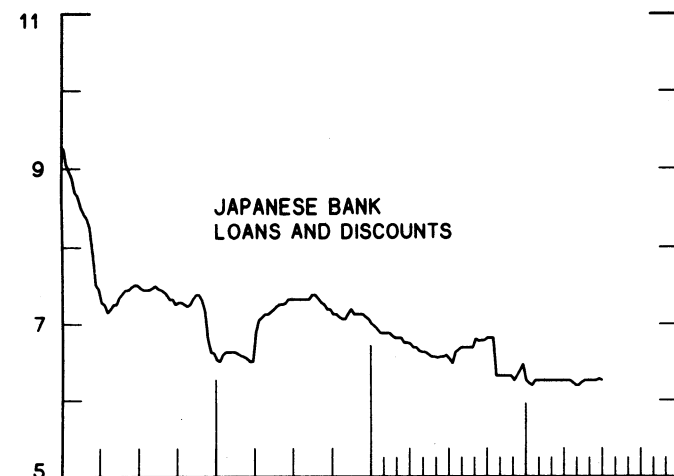
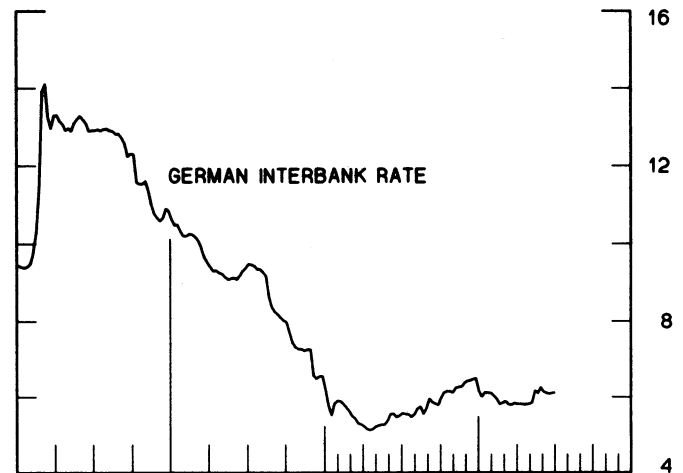
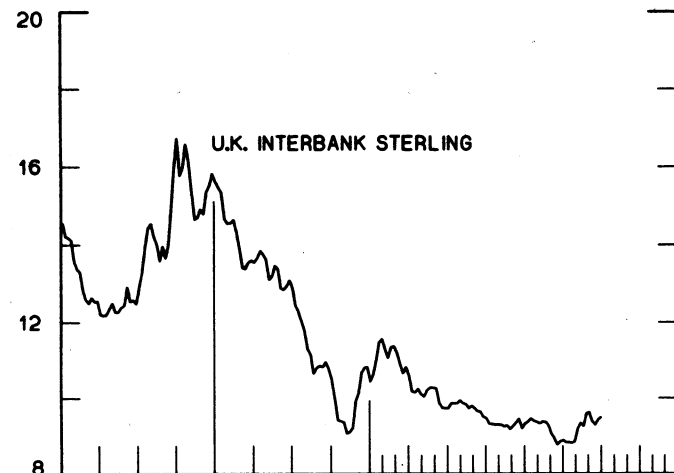
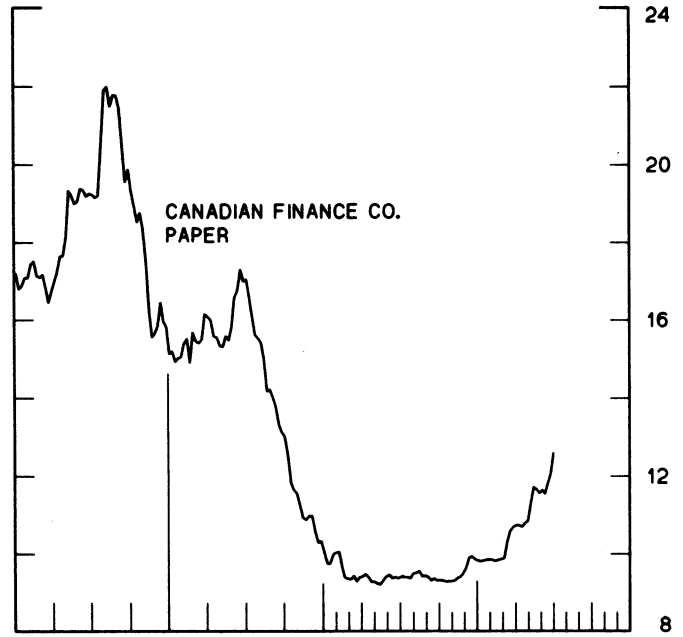
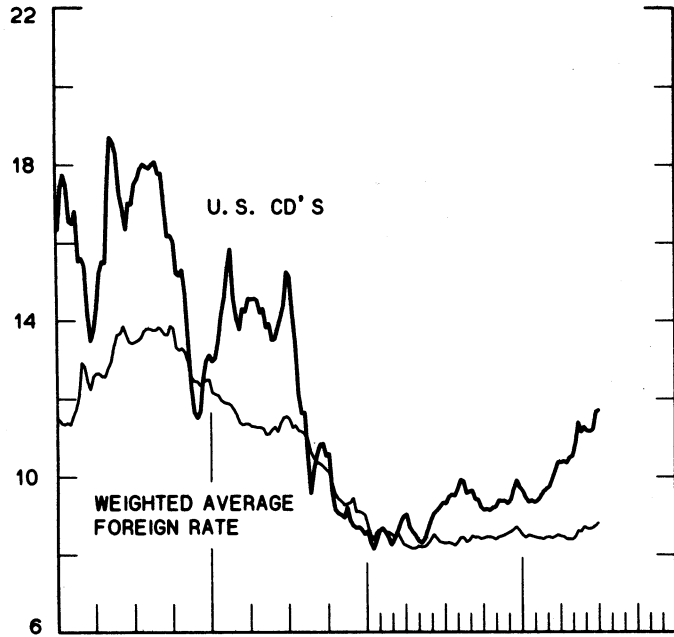


CHART 5  
**3-MONTH INTEREST RATES**  
 WEEKLY SERIES

PERCENT PER ANNUM

PERCENT PER ANNUM



1982

1984

1982

1984

CHART 6  
EURO-DOLLAR DEPOSIT RATES LONDON  
AVERAGES FOR WEEK ENDING WEDNESDAY

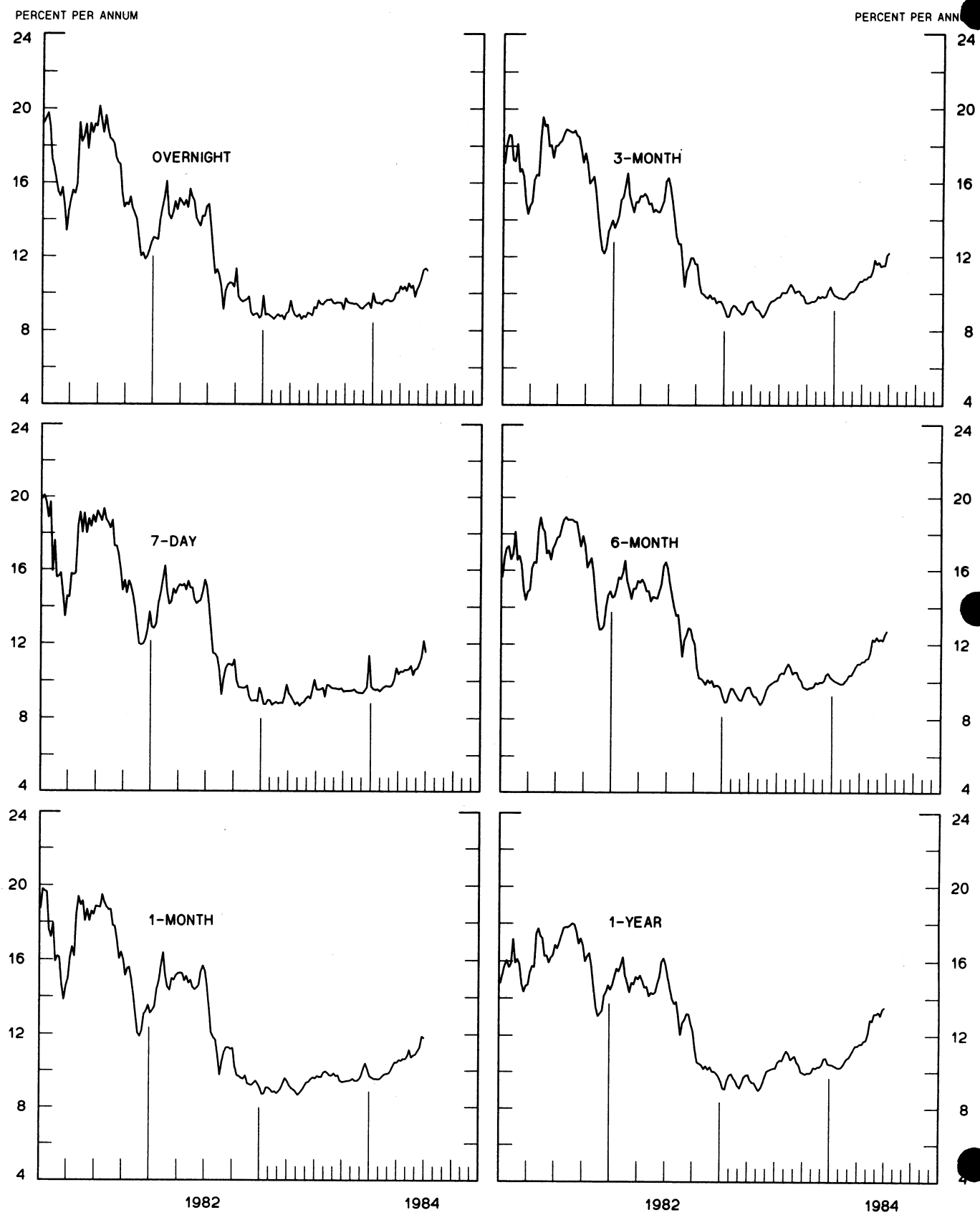
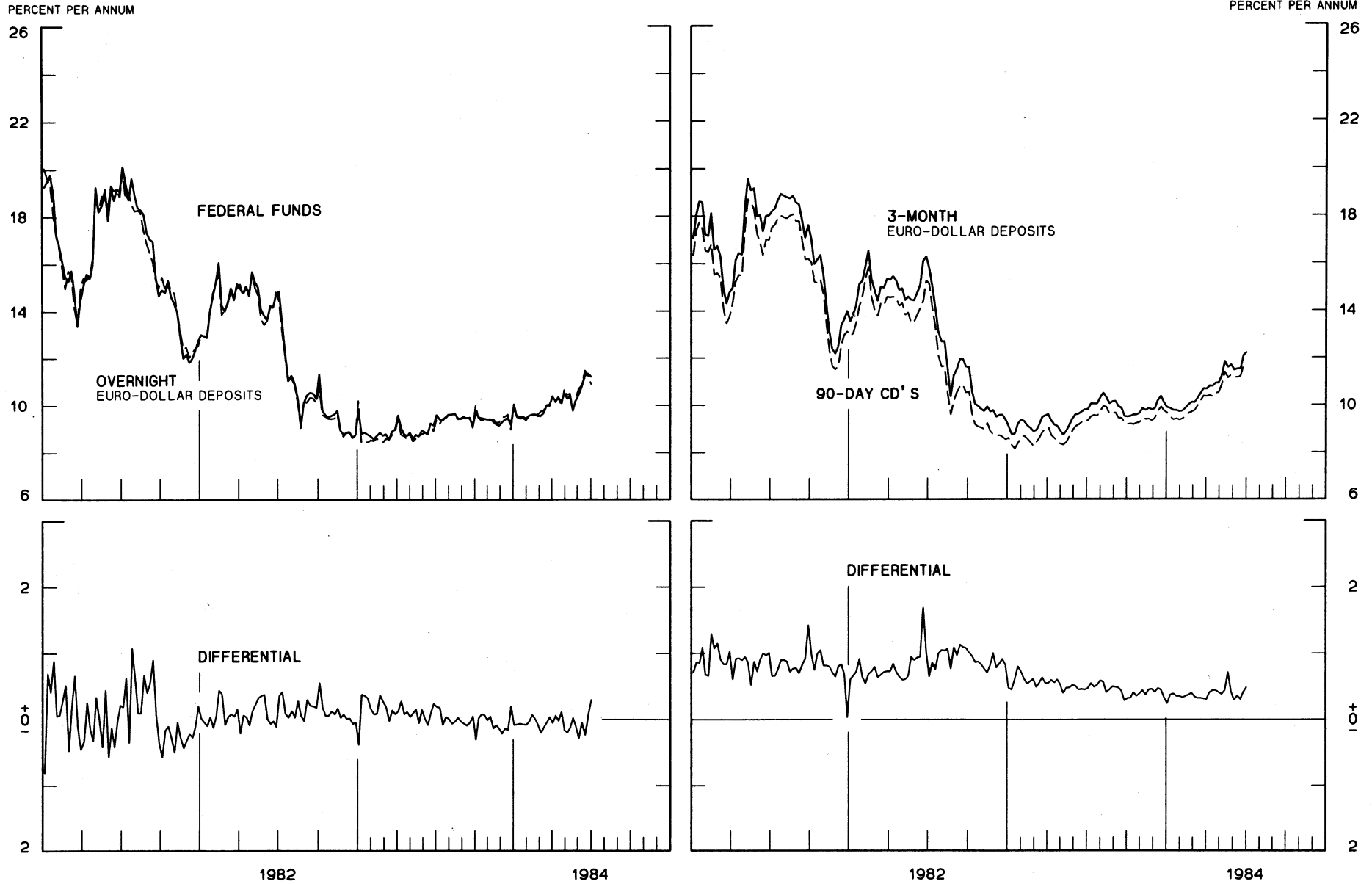




CHART 7

# SELECTED EURO-DOLLAR AND U. S. MONEY MARKET RATES

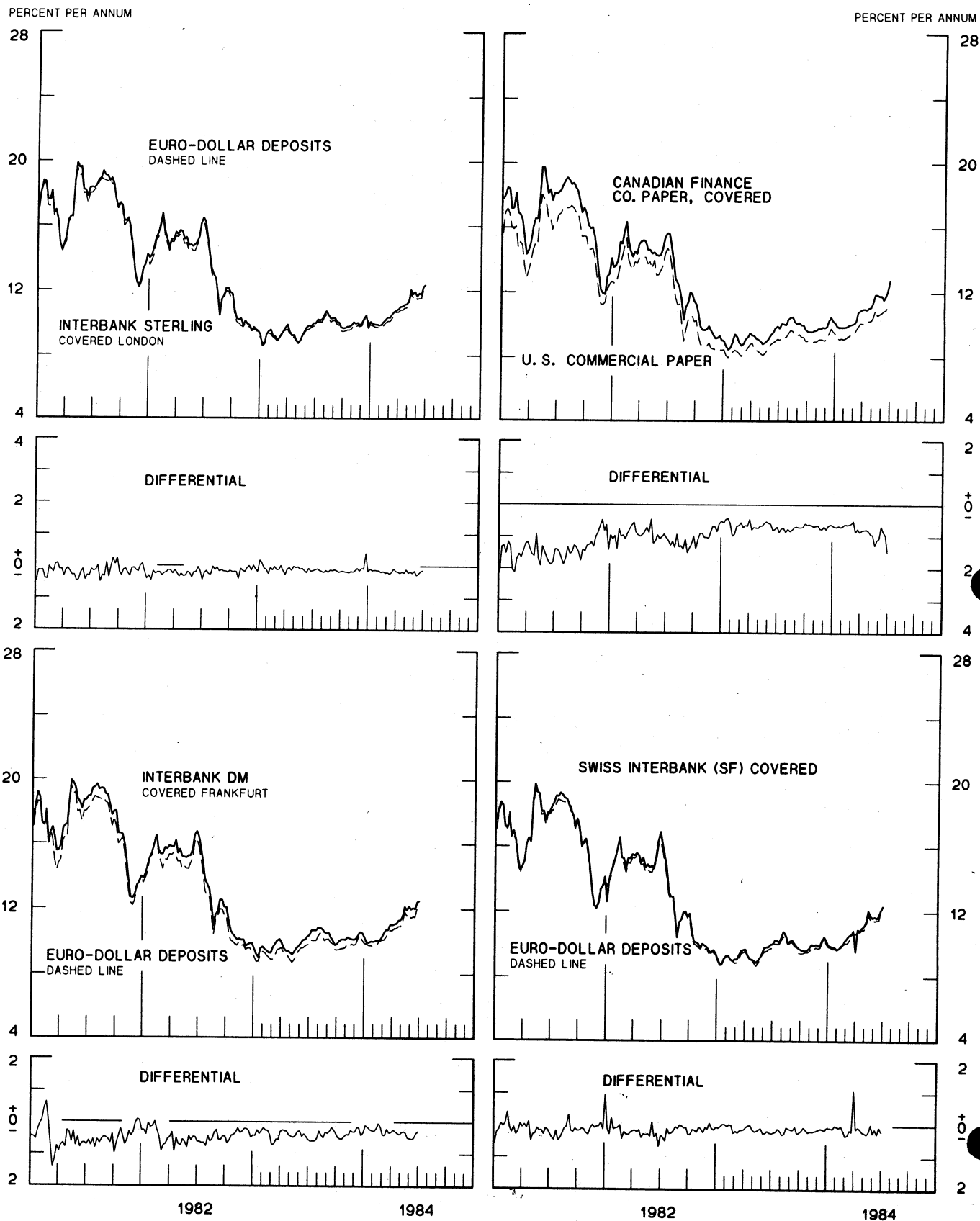
DIFFERENTIAL: PLUS(+), FAVORS BORROWING IN U. S.  
AVERAGES FOR WEEK ENDING WEDNESDAY



1 PERCENT ON DIFFERENTIAL SCALE = 2 PERCENT ON RATE SCALE

# INTEREST ARBITRAGE: 3-MONTH FUNDS

DIFFERENTIAL: PLUS(+), INDICATES FAVOR DOLLAR ASSETS  
AVERAGES FOR WEEK ENDING WEDNESDAY

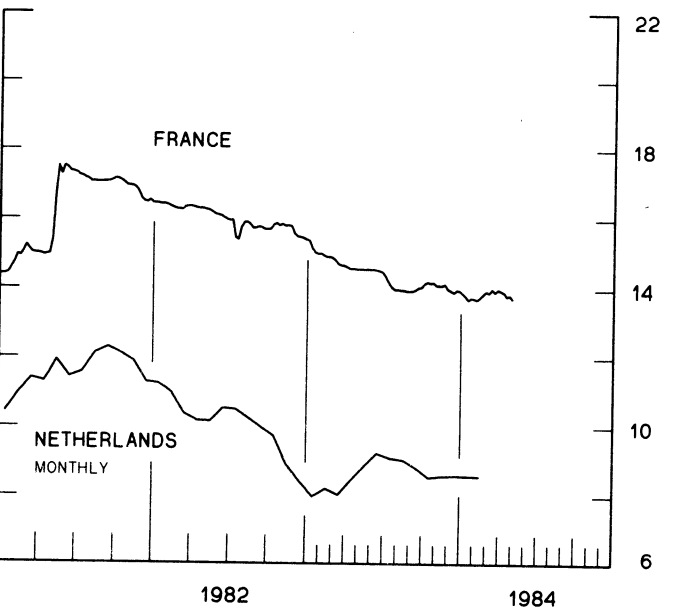
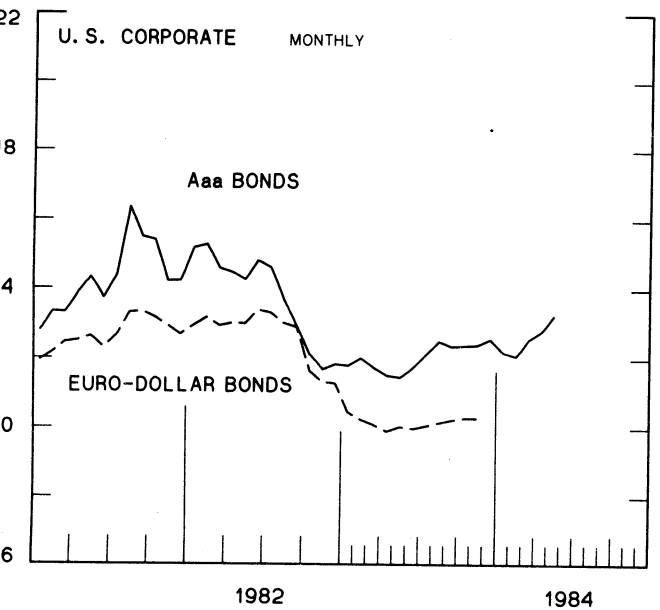
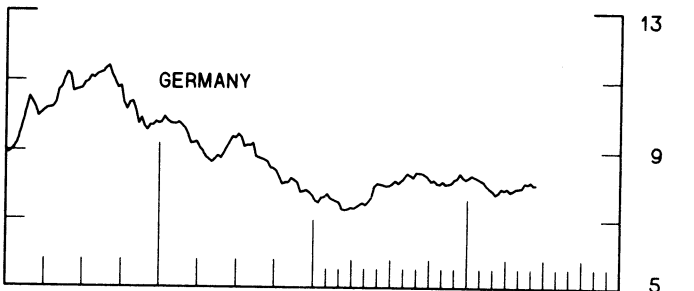
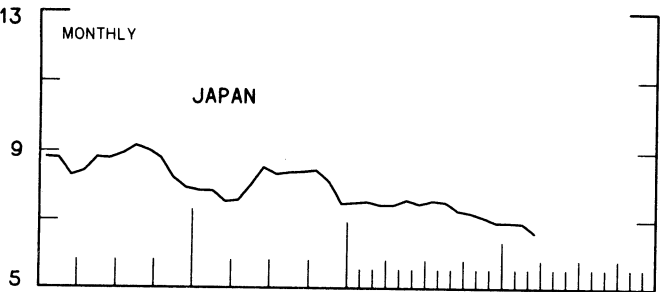
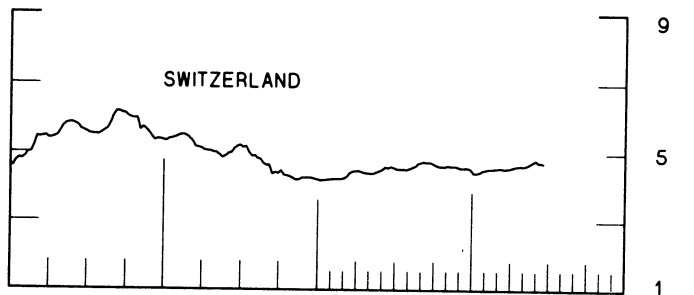
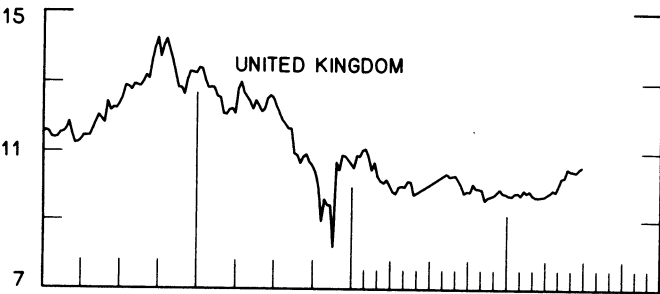
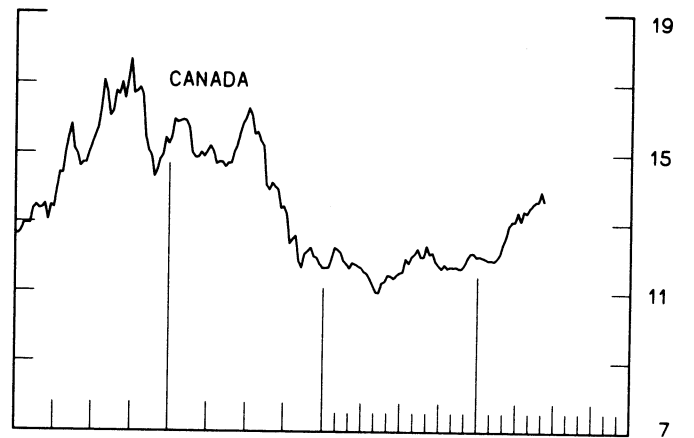
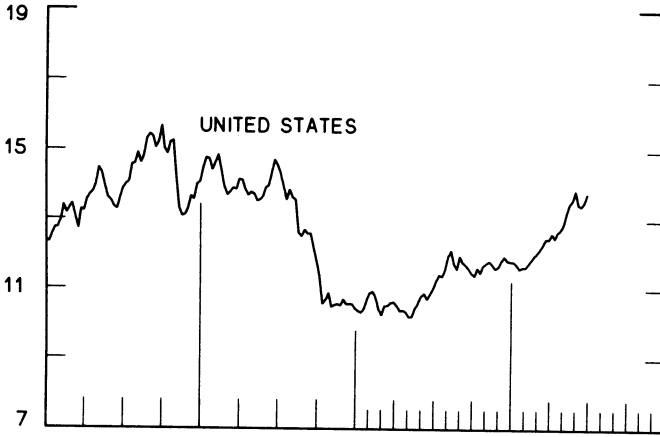


1 PERCENT ON DIFFERENTIAL SCALE = 2 PERCENT ON RATE SCALE

CHART 9  
**LONG-TERM GOVERNMENT BOND YIELDS**  
 WEEKLY SERIES

PERCENT PER ANNUM

PERCENT PER ANNUM



1982

1984

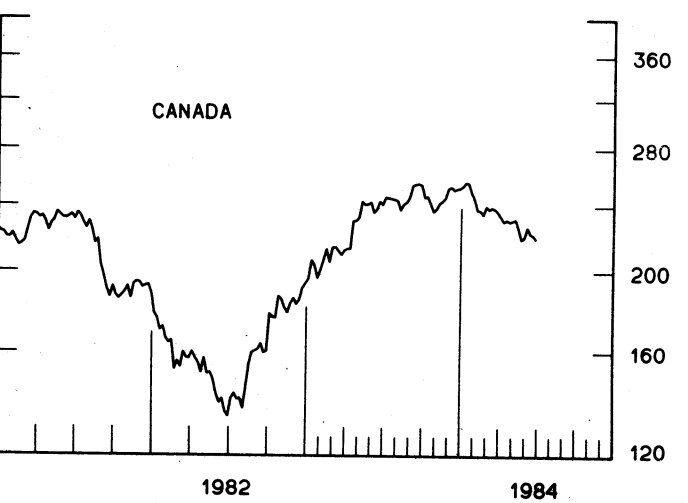
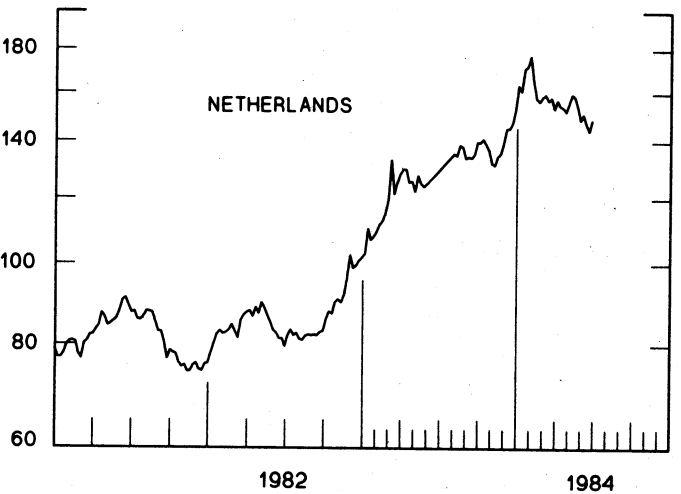
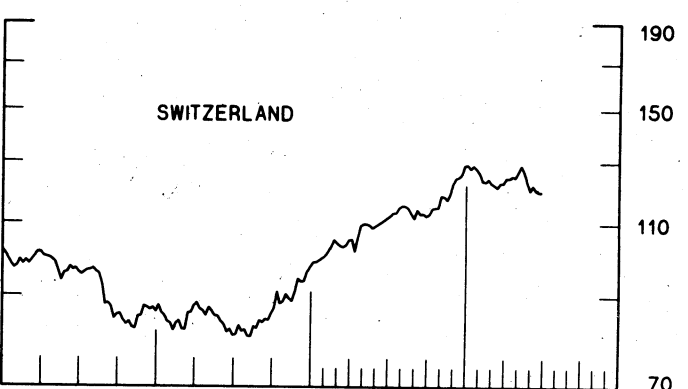
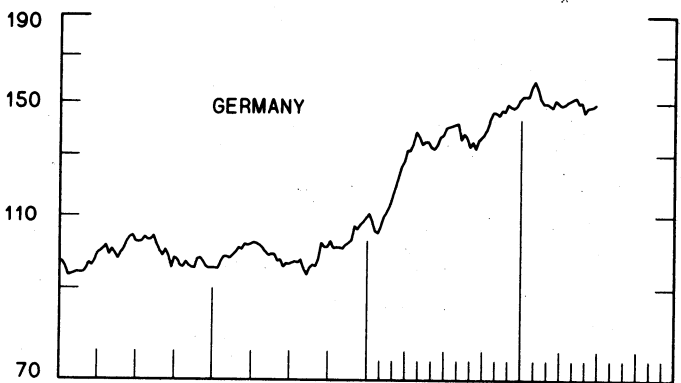
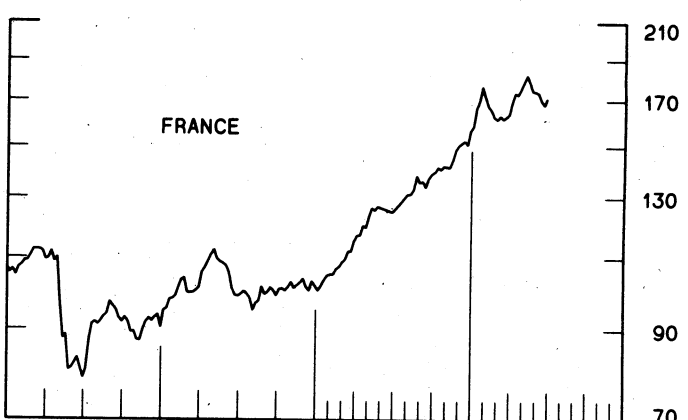
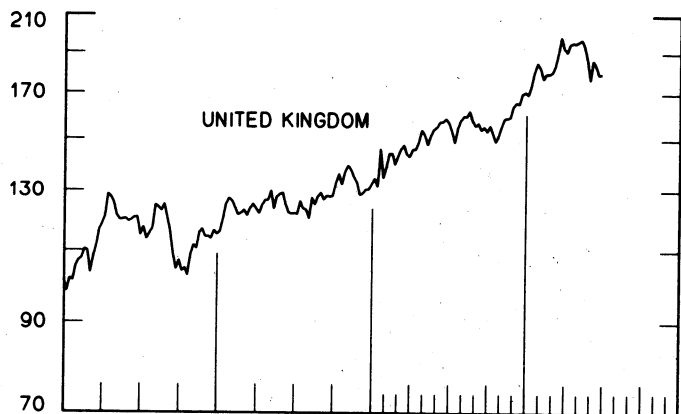
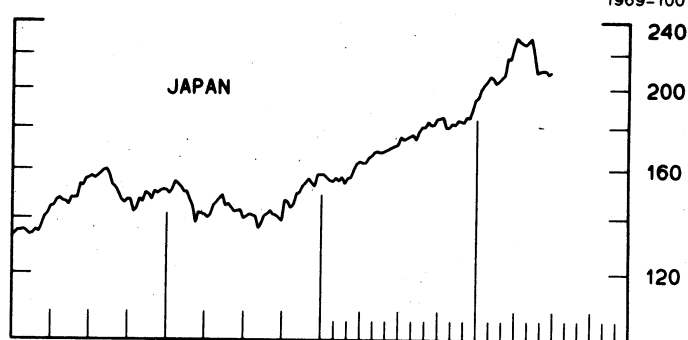
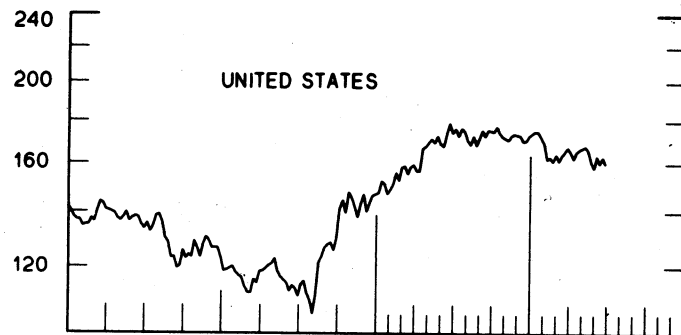
1982

1984

CHART 10  
INDUSTRIAL STOCK INDICES  
WEEKLY SERIES

RATIO SCALE  
1969=100

RATIO SCALE  
1969=100



1982

1984

1982

1984

SERIES NAME

LAST VALUE PLOTTED  
DATE VALUE

CHART 1. SPOT EXCHANGE RATES AND INDICES

WEEKLY AVERAGES, NOON BUYING RATES (U.S. CENTS)

GERMAN MARK	JULY 4	35.79
JAPANESE YEN	JULY 4	0.41985
DUTCH GUILDER	JULY 4	31.75
U.K. POUND	JULY 4	134.94
CANADIAN DOLLAR	JULY 4	75.88
FRENCH FRANC	JULY 4	11.66
SWISS FRANC	JULY 4	42.71
BELGIAN FRANC	JULY 4	1.75843
ITALIAN LIRA	JULY 4	0.05819
SWEDISH KRONA	JULY 4	12.20

INDICES, MARCH 1973 BASE RATES = 100

GERMAN MARK	JULY 4	100.68
JAPANESE YEN	JULY 4	109.93
DUTCH GUILDER	JULY 4	91.15
U.K. POUND	JULY 4	54.58
CANADIAN DOLLAR	JULY 4	75.63
FRENCH FRANC	JULY 4	52.55
SWISS FRANC	JULY 4	137.42
BELGIAN FRANC	JULY 4	69.29
ITALIAN LIRA	JULY 4	33.05

WEIGHTED AVERAGE EXCHANGE VALUE INDICES, MAR 1973 = 100  
(G-10 COUNTRIES PLUS SWITZERLAND)

U.S. DOLLAR	JULY 4	136.78
GERMAN MARK	JULY 4	135.38
JAPANESE YEN	JULY 4	146.53
DUTCH GUILDER	JULY 4	117.87
U.K. POUND	JULY 4	67.28
CANADIAN DOLLAR	JULY 4	96.52
FRENCH FRANC	JULY 4	64.24
SWISS FRANC	JULY 4	178.70
BELGIAN FRANC	JULY 4	88.10
ITALIAN LIRA	JULY 4	39.60
SWEDISH KRONA	JULY 4	68.23

CHART 2. 3-MONTH FORWARD EXCHANGE RATES, PREMIUM OR DISCOUNT

CANADIAN DOLLAR	JULY 4	0.17
U.K. POUND	JULY 4	2.78
GERMAN MARK	JULY 4	6.28
FRENCH FRANC	JULY 4	-0.22
SWISS FRANC	JULY 4	7.82
DUTCH GUILDER	JULY 4	6.06
JAPANESE YEN	JULY 4	6.02
ITALIAN LIRA	JULY 4	-3.19

SERIES NAME

LAST VALUE PLOTTED  
DATE VALUE

CHART 3. GOLD PRICE IN LONDON, AFTERNOON FIXING

U.S. DOLLARS PER FINE OUNCE JULY 4 370.66

CHART 4. CALL MONEY RATES

U.S. FEDERAL FUNDS	JULY 4	10.91
OVERNIGHT EURO-DOLLAR DEPOSITS	JULY 4	11.21
U.K.	JULY 6	8.13
CANADA	JUNE 8	10.84
GERMANY	JULY 6	5.50
EURO-DM	JULY 6	5.39
JAPAN	JULY 6	6.06
FRANCE	JULY 6	12.00
NETHERLANDS	JAN. 1	10.30
EURO-SWISS FRANC	JULY 6	5.80

CHART 5. 3-MONTH INTEREST RATES

U.S. 90-DAY CD'S, SECONDARY MARKET	JULY 4	11.71
GERMAN INTERBANK LOAN	JULY 4	6.11
JAPANESE BANK LOANS & DISCOUNTS	JULY 4	6.25
CANADIAN FINANCE PAPER	JULY 4	12.59
INTERBANK STERLING	JULY 4	9.50
SWISS INTERBANK LOAN	JULY 4	4.47
WEIGHTED AVERAGE FOREIGN INTEREST RATE (G-10 COUNTRIES PLUS SWITZERLAND)	JULY 4	8.82

CHART 6. EURO-DOLLAR DEPOSIT RATES: LONDON

OVERNIGHT	JULY 4	11.21
7-DAY	JULY 4	11.51
1-MONTH	JULY 4	11.79
3-MONTH	JULY 4	12.20
6-MONTH	JULY 4	12.71
1-YEAR	JULY 4	13.54

CHART 7. SELECTED EURO-DOLLAR AND U.S. MONEY MARKET RATES

OVERNIGHT EURO-DOLLAR DEPOSITS	JULY 4	11.21
U.S. FEDERAL FUNDS	JULY 4	10.91
DIFFERENTIAL ADJ. FOR RESERVE REQUIREMENTS	JULY 4	0.30
3-MONTH EURO-DOLLAR DEPOSIT RATE	JULY 4	12.20
U.S. 90-DAY CD'S, SECONDARY MARKET	JULY 4	11.71
DIFFERENTIAL	JULY 4	0.49

SERIES NAME

LAST VALUE PLOTTED  
DATE VALUE

CHART 8. INTEREST ARBITRAGE, 3-MONTH FUNDS

EURC-DOLLAR DEPOSIT	JULY 4	12.20
INTERBANK STERLING (LONDON), COVERED DIFFERENTIAL	JULY 4	12.35
	JULY 4	-0.15
U.S. COMMERCIAL PAPER	JULY 4	11.28
CANADIAN FINANCE PAPER, COVERED DIFFERENTIAL	JULY 4	12.76
	JULY 4	-1.48
EURO-DOLLAR DEPOSIT	JULY 4	12.20
INTERBANK DM (FRANKFURT), COVERED DIFFERENTIAL	JULY 4	12.49
	JULY 4	-0.29
EURC-DOLLAR DEPOSIT	JULY 4	12.20
SWISS INTERBANK, COVERED DIFFERENTIAL	JULY 4	12.38
	JULY 4	-0.18

CHART 9. LONG TERM GOVERNMENT BOND YIELDS

UNITED STATES	JUNE 29	13.79
GERMANY	JUNE 15	8.05
JAPAN (MONTHLY)	MARCH	6.64
SWITZERLAND	JUNE 22	4.71
CANADA	JUNE 8	13.65
FRANCE	MAY 4	13.73
NETHERLANDS (MONTHLY)	FEB.	8.56
UNITED KINGDOM	JUNE 29	10.58

U.S. CORPORATE

AAA BONDS	MAY	13.28
EURC-DOLLAR BONDS	NOV.	10.29

CHART 10. STOCK INDICES

UNITED STATES	JUNE 27	159.59
UNITED KINGDOM	JUNE 27	179.44
CANADA	JUNE 27	218.92
GERMANY	JUNE 27	149.52
SWITZERLAND	JUNE 27	119.94
NETHERLANDS	JUNE 27	148.69
FRANCE	JUNE 27	171.06
JAPAN	JUNE 27	209.28

# FEDERAL RESERVE statistical release



H.10 (512)

JULY 6, 1984

## FOREIGN EXCHANGE RATES

FOR THE WEEK ENDING JULY 6, 1984

The Board of Governors of the Federal Reserve System is advised that the Federal Reserve Bank of New York has certified for customs purposes the following noon buying rates in New York City for cable transfers payable in foreign currencies:

COUNTRY	MONETARY UNIT	(CURRENCY UNITS PER DOLLAR)				
		JULY 2	JULY 3	JULY 4	JULY 5	JULY 6
*AUSTRALIA	DOLLAR	85.83	86.17		84.70	84.20
AUSTRIA	SCHILLING	19.585	19.790		19.837	19.910
BELGIUM	FRANC	56.800	57.310		57.460	57.630
BRAZIL	CRUZEIRO	1728.00	1728.00		1753.00	1753.00
CANADA	DOLLAR	1.3165	1.3192		1.3270	1.3265
CHINA, P.R.	YUAN	2.2529	2.2529		2.2710	2.2869
DENMARK	KRONE	10.2425	10.3450		10.3645	10.3920
PINLAND	MARKKA	5.9210	5.9550		5.9830	6.0005
FRANCE	FRANC	8.5660	8.6560		8.6800	8.7150
GERMANY	D. MARK	2.7915	2.8205		2.8292	2.8385
GREECE	DRACHMA	110.530	110.750		111.350	111.600
HONG KONG	DOLLAR	7.8200	7.8205		7.8205	8.0500
INDIA	RUPEE	11.2200	11.2400	H	11.2500	11.2700
*IRELAND	POUND	109.60	108.50		108.10	107.70
ISRAEL	SHEKEL	NA	NA		244.810	247.020
ITALY	LIRA	1717.50	1728.00	O	1739.00	1742.00
JAPAN	YEN	238.50	239.63		240.35	241.25
MALAYSIA	RINGGIT	2.3230	2.3230		2.3250	2.3260
MEXICO	PESO	201.0000	197.5000	L	197.0000	198.0000
NETHERLANDS	GUILDER	3.1475	3.1815		3.1915	3.2010
*NEW ZEALAND	DOLLAR	63.220	62.850		62.400	62.400
NORWAY	KRONE	8.0200	8.0790	I	8.1405	8.1560
PHILIPPINES	PESO	NA	NA		NA	NA
PORTUGAL	ESCUDO	147.000	148.000		149.000	149.000
SINGAPORE	DOLLAR	2.1365	2.1420	D	2.1440	2.1430
*SOUTH AFRICA	RAND	73.10	71.07		69.70	67.00
SOUTH KOREA	WON	805.50	806.50		807.60	808.60
SPAIN	PESETA	158.780	159.400	A	160.400	160.600
SRI LANKA	RUPEE	25.180	25.200		25.200	25.200
SWEDEN	KRONA	8.1950	8.2375		8.2615	8.2930
SWITZERLAND	FRANC	2.3425	2.3645	Y	2.3740	2.3870
TAIWAN	DOLLAR	39.680	39.660		39.620	39.600
THAILAND	BAHT	23.020	23.020		23.020	23.020
*UNITED KINGDOM	POUND	135.08	133.70		131.80	131.62
VENEZUELA	BOLIVAR	13.9500	13.9000		13.5000	13.1000
MEMO:						
*UNITED STATES	DOLLAR	136.70	137.81	0.25	138.49	138.88

\*INDEX OF WEIGHTED AVERAGE EXCHANGE VALUE OF U.S. DOLLAR AGAINST CURRENCIES OF OTHER G-11 COUNTRIES. MARCH 1973 = 100. WEIGHTS ARE 1972-76 GLOBAL TRADE OF EACH OF THE 10 COUNTRIES. SERIES REVISED AS OF AUGUST 1978. FOR DESCRIPTION AND BACK DATA, SEE "INDEX OF THE WEIGHTED-AVERAGE EXCHANGE VALUE OF THE U.S. DOLLAR: REVISION" ON PAGE 700 OF THE AUGUST 1978 FEDERAL RESERVE BULLETIN.

\*VALUE IS U.S. CENTS