

(516/517)

DATA FILE
LIBRARY
FEDERAL RESERVE BANK
OF CHICAGO

LIBRARY
JUN 25 1984
FEDERAL RESERVE
BANK OF CHICAGO

Selected Interest & Exchange Rates

Weekly Series of Charts

June 18, 1984

Prepared by the
FINANCIAL MARKETS
SECTION

DIVISION OF
INTERNATIONAL FINANCE

BOARD OF GOVERNORS
FEDERAL RESERVE SYSTEM
Washington, D.C. 20551

Table of Contents

TABLES

1. LATEST FIGURES PLOTTED
2. DAILY CERTIFIED SPOT
EXCHANGE RATES--
H.10 RELEASE

CHARTS

1. SPOT EXCHANGE RATE INDICES
2. 3-MONTH FORWARD EXCHANGE RATES
3. GOLD PRICE--LONDON
4. CALL MONEY RATES
5. 3-MONTH INTEREST RATES
6. EURO-DOLLAR DEPOSIT RATES
7. SELECTED EURO-DOLLAR AND
U.S. MONEY MARKET RATES
8. INTEREST ARBITRAGE: 3-MONTH FUNDS
9. LONG-TERM GOVERNMENT BOND YIELDS
10. INDUSTRIAL STOCK INDICES

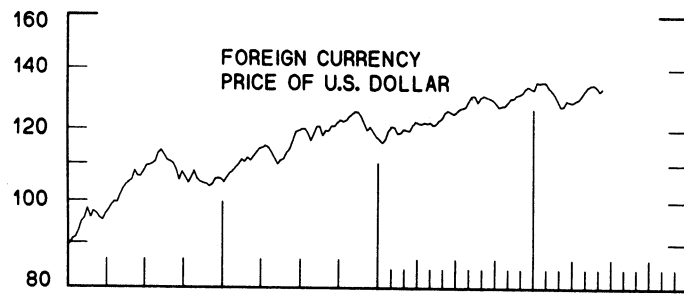
SUBSCRIPTION RATES:

Weekly \$15.00 per year or \$.40 each in the United States, its possessions, Canada, and Mexico; 10 or more of the same issue to one address, \$13.50 per year or \$.35 each. Elsewhere, \$20.00 per year or \$.50 each. Address requests to Publications Services, Division of Administrative Services, and make payment remittance payable to the order of the Board of Governors of the Federal Reserve System in a form collectible at par in U.S. Currency.

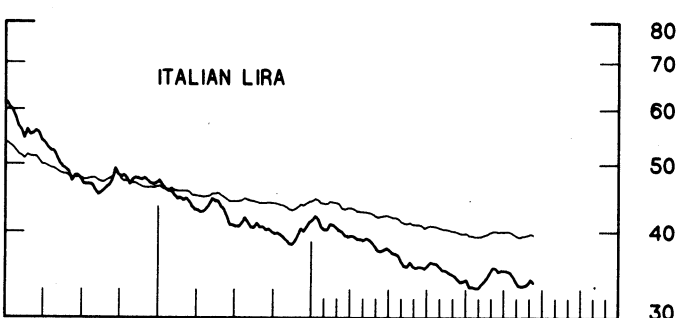
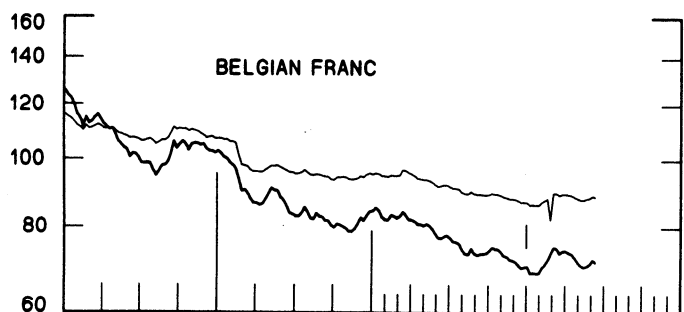
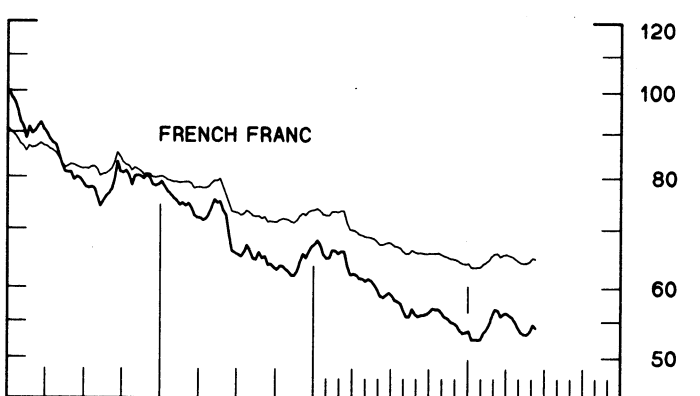
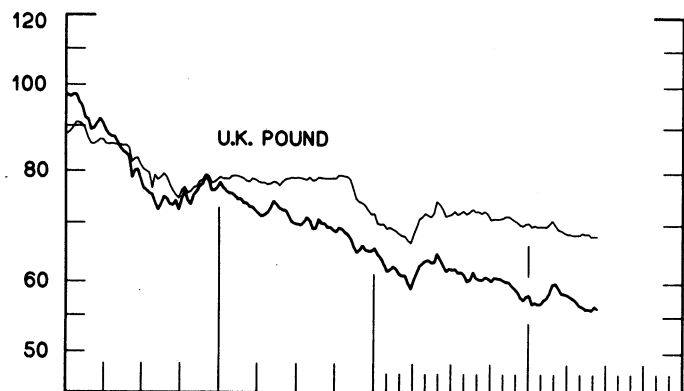
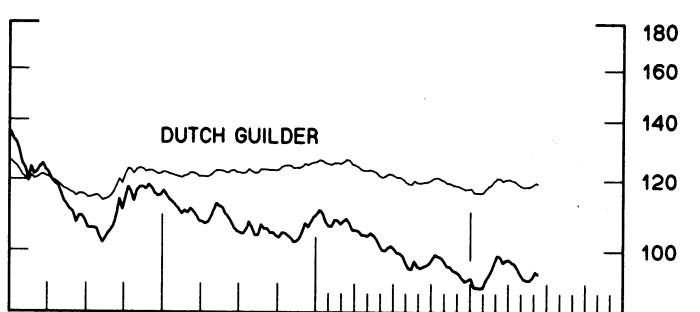
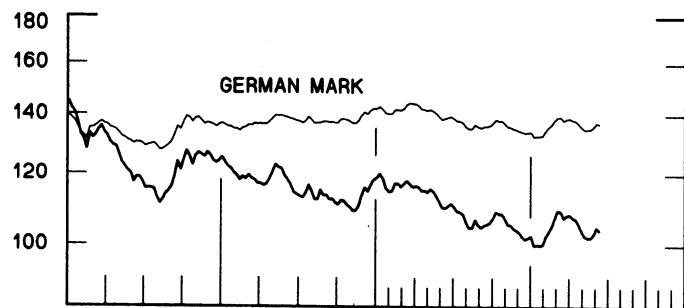
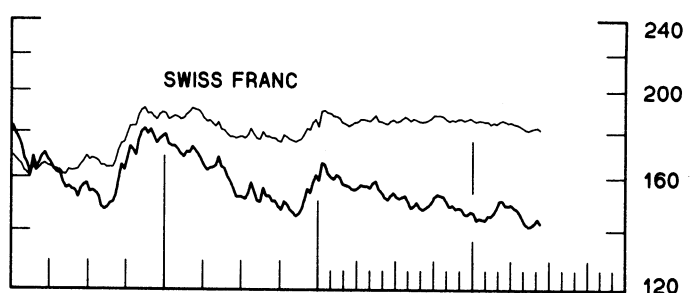
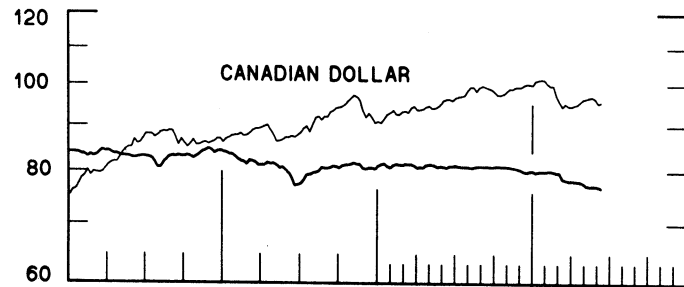
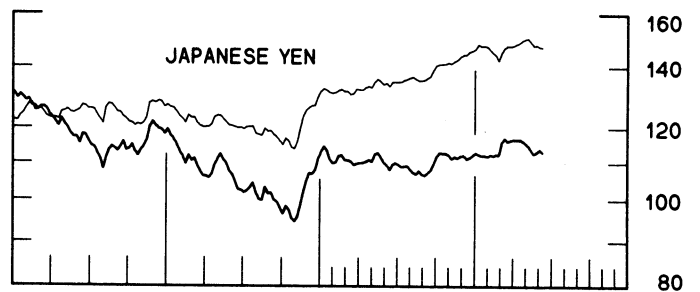
SPOT EXCHANGE INDICES

DOLLAR PRICES OF FOREIGN CURRENCIES AND WEIGHTED AVERAGE VALUES (THIN LINE)
AVERAGES FOR WEEK ENDING WEDNESDAY

RATIO SCALE
MARCH 1973=100



RATIO SCALE
MARCH 1973=100



1982

1984

1982

1984

CHART 2 3-MONTH FORWARD EXCHANGE RATES

PREMIUM (+) OR (-)
AVERAGES FOR WEEK ENDING WEDNESDAY

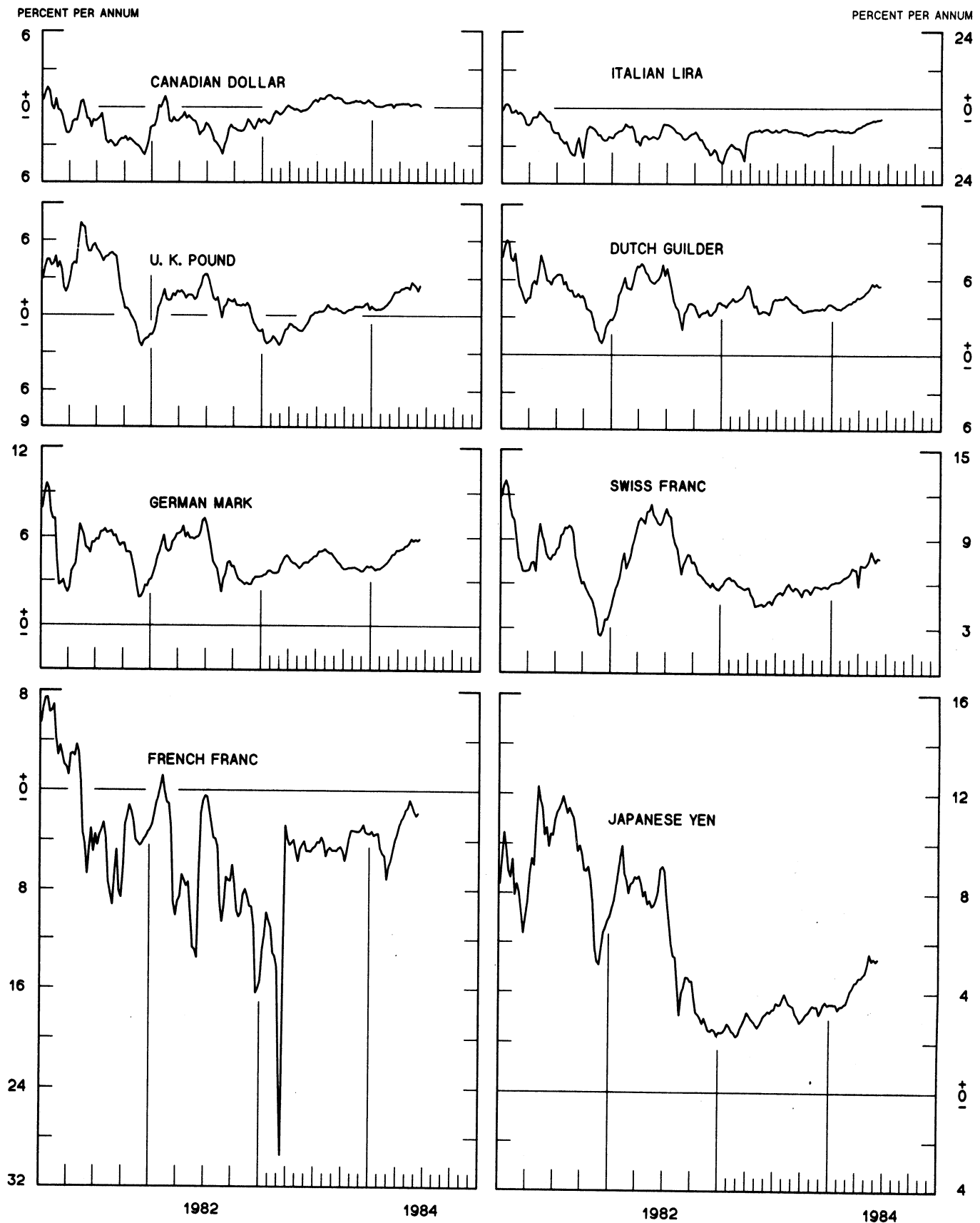


CHART 3
PRICE OF GOLD IN LONDON
AVERAGES FOR WEEK ENDING WEDNESDAY

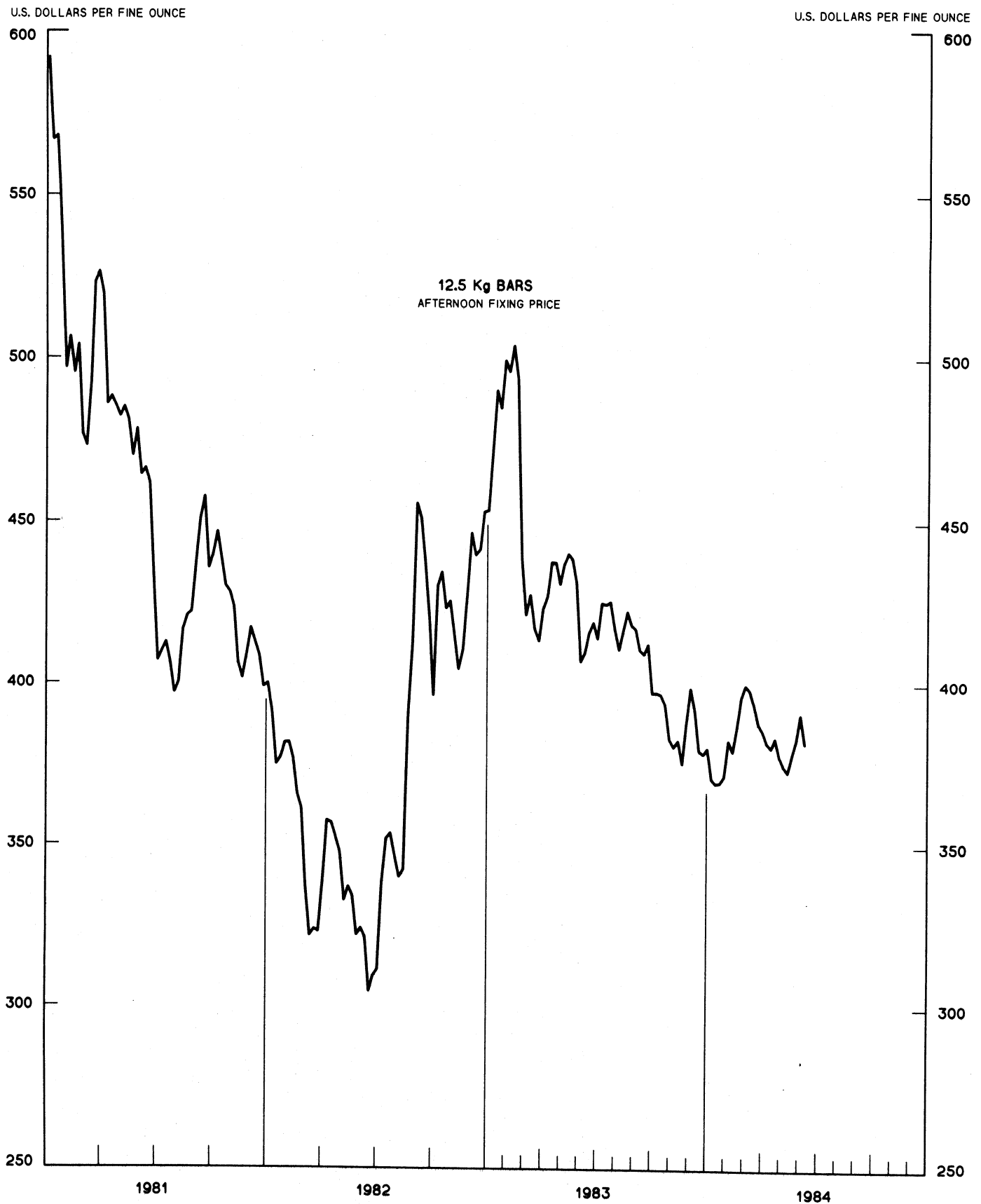
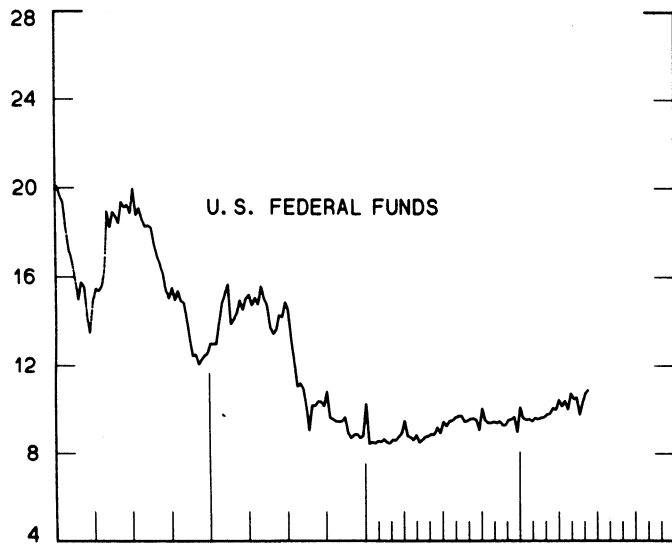


CHART 4
CALL MONEY RATES
 WEEKLY SERIES

PERCENT PER ANNUM



PERCENT PER ANNUM

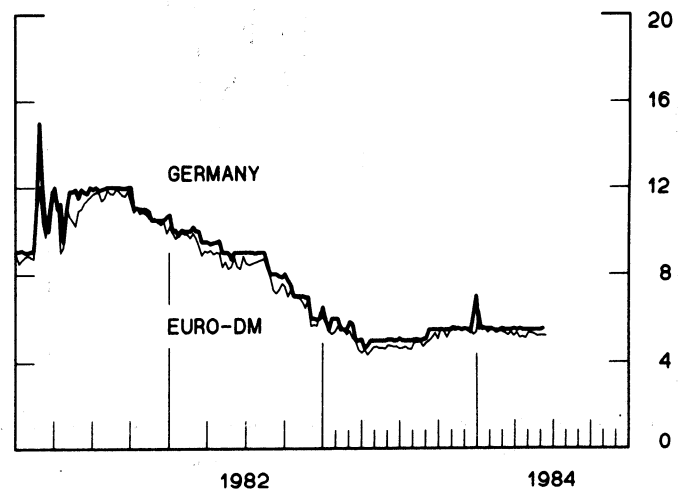
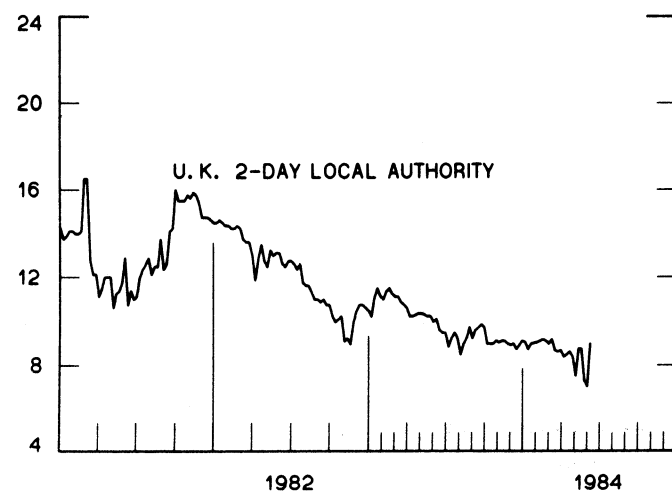
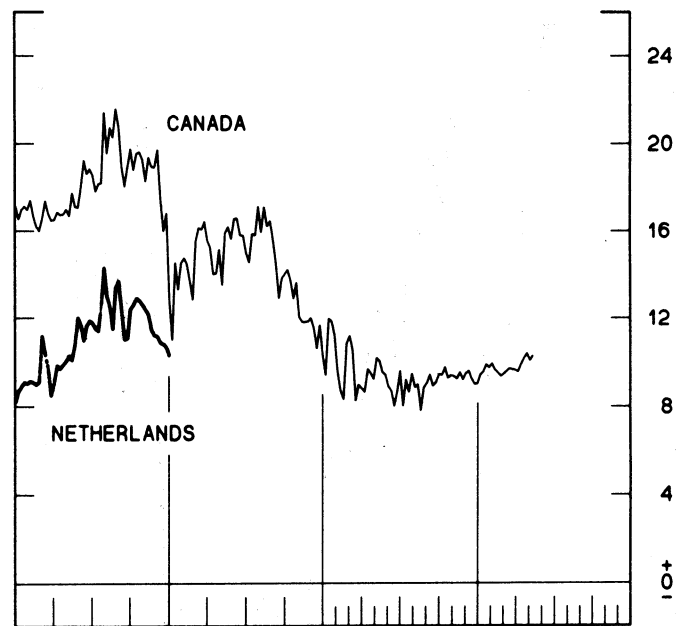
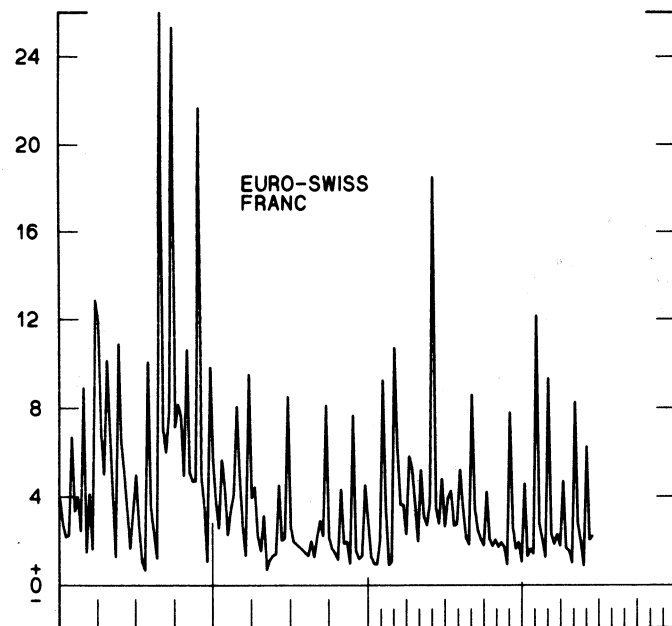
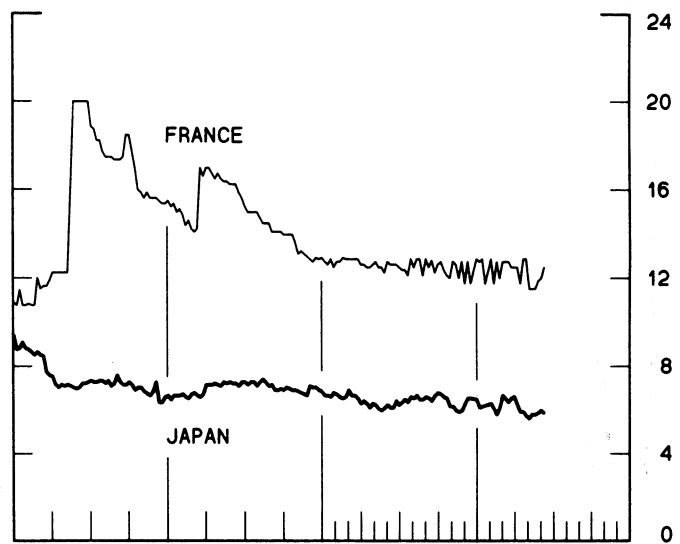


CHART 5
3-MONTH INTEREST RATES
 WEEKLY SERIES

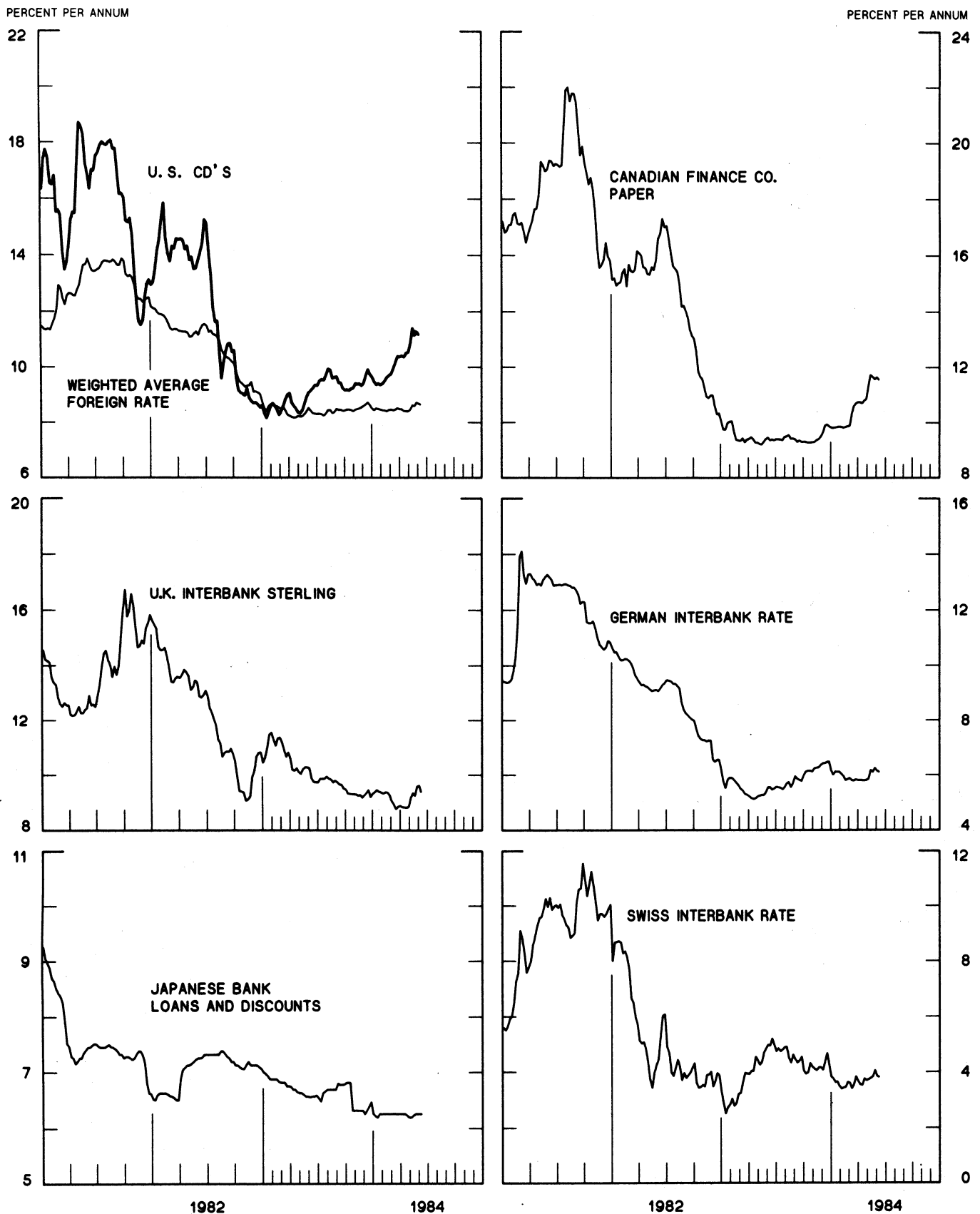


CHART 6
 EURO-DOLLAR DEPOSIT RATES LONDON
 AVERAGES FOR WEEK ENDING WEDNESDAY

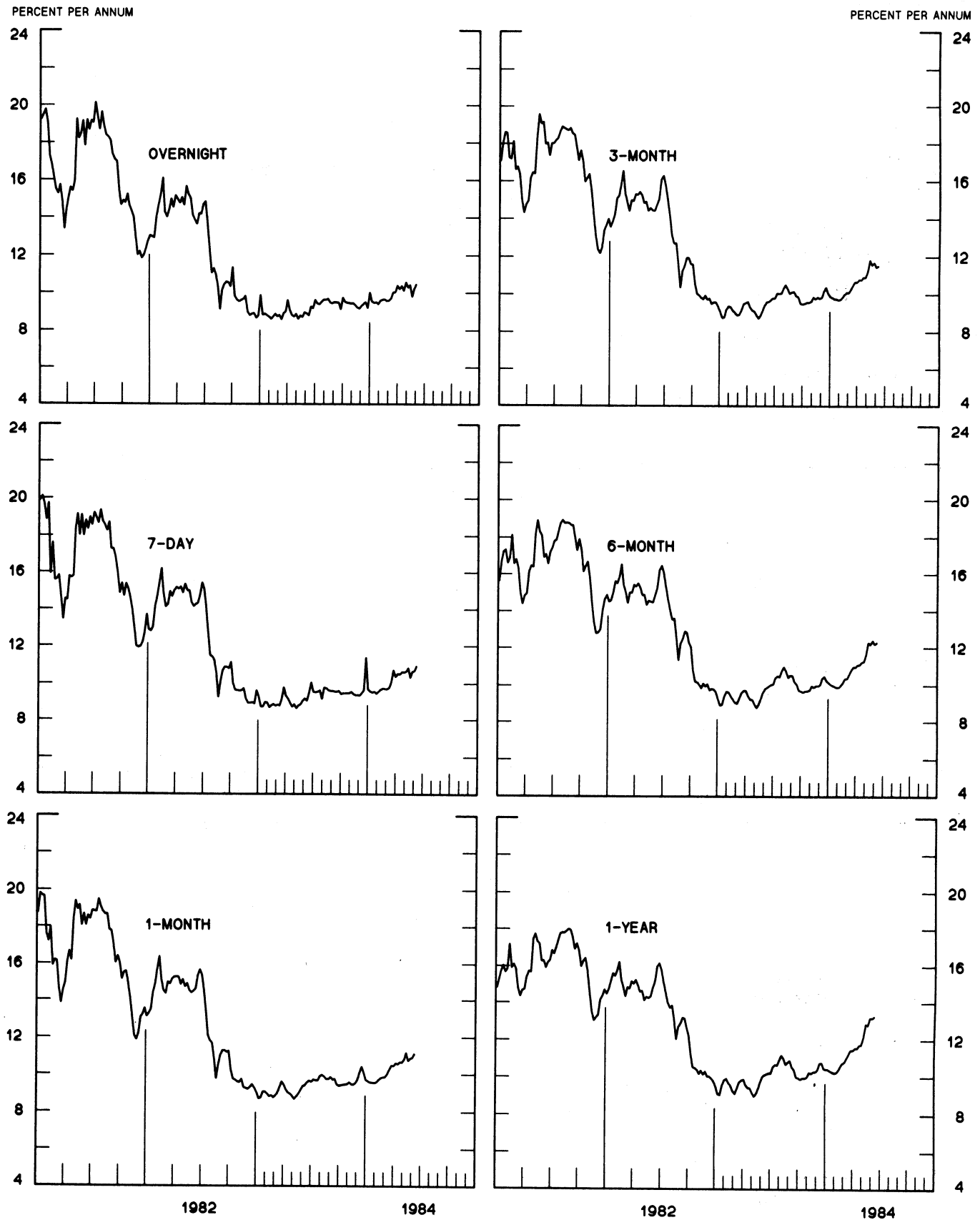
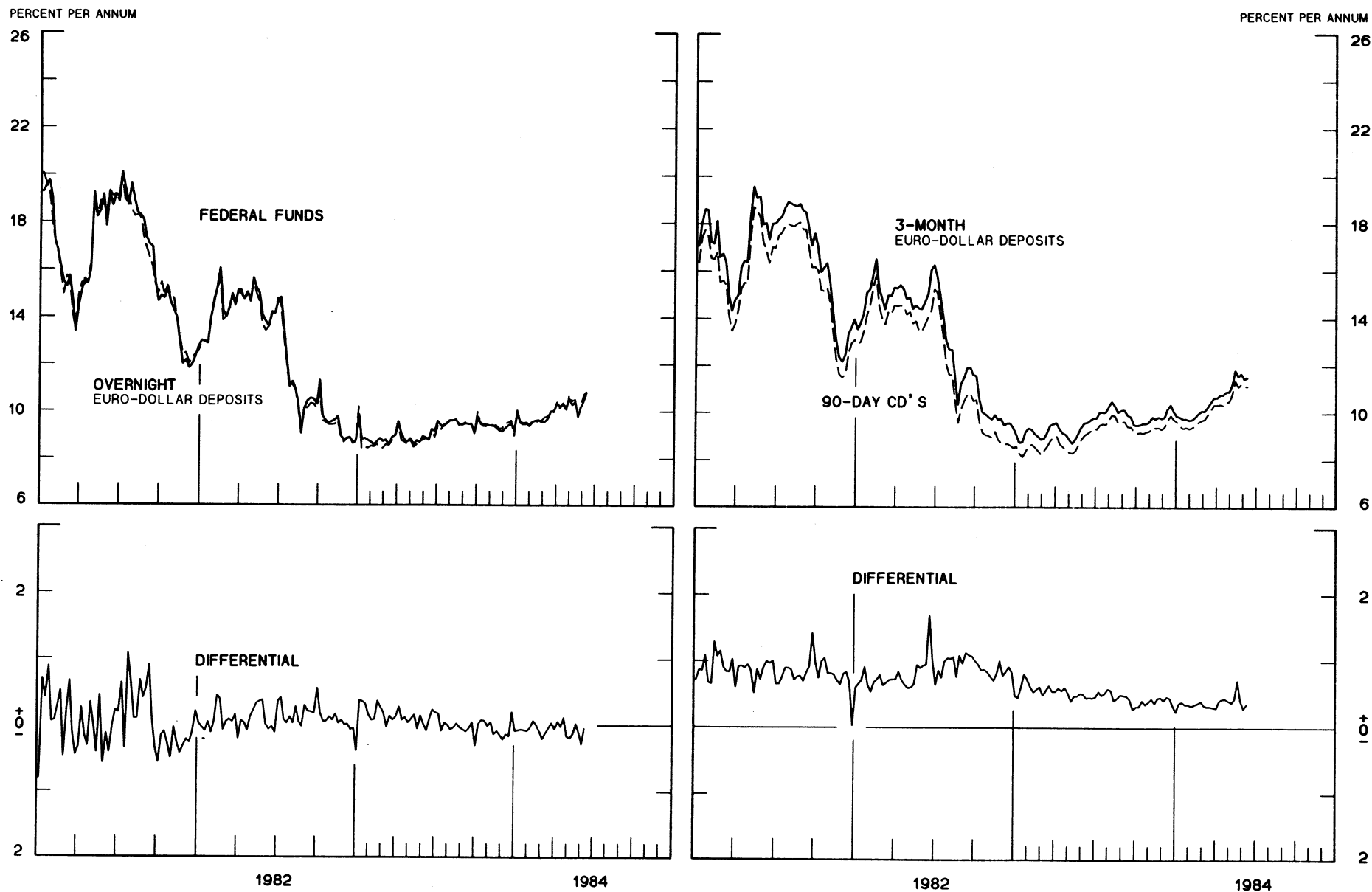


CHART 7

SELECTED EURO-DOLLAR AND U. S. MONEY MARKET RATES

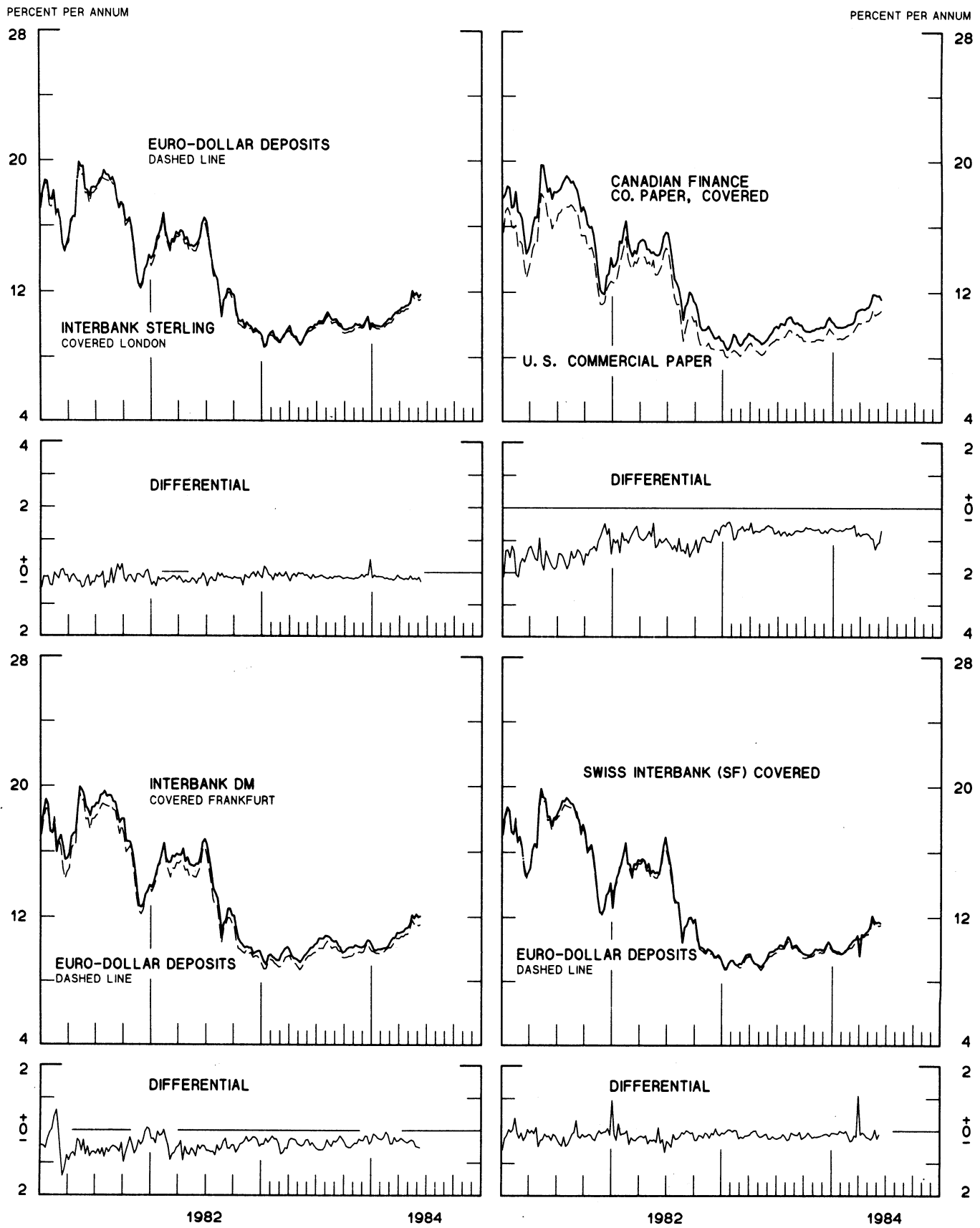
DIFFERENTIAL: PLUS(+), FAVORS BORROWING IN U. S.
AVERAGES FOR WEEK ENDING WEDNESDAY



1 PERCENT ON DIFFERENTIAL SCALE = 2 PERCENT ON RATE SCALE

INTEREST ARBITRAGE: 3-MONTH FUNDS

DIFFERENTIAL: PLUS(+), INDICATES FAVOR DOLLAR ASSETS
 AVERAGES FOR WEEK ENDING WEDNESDAY

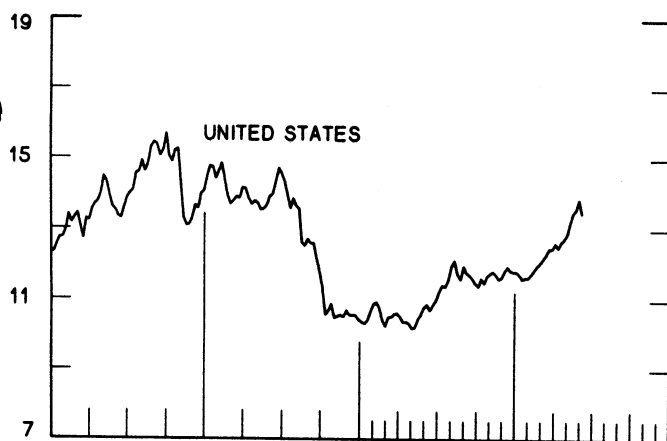


1 PERCENT ON DIFFERENTIAL SCALE = 2 PERCENT ON RATE SCALE

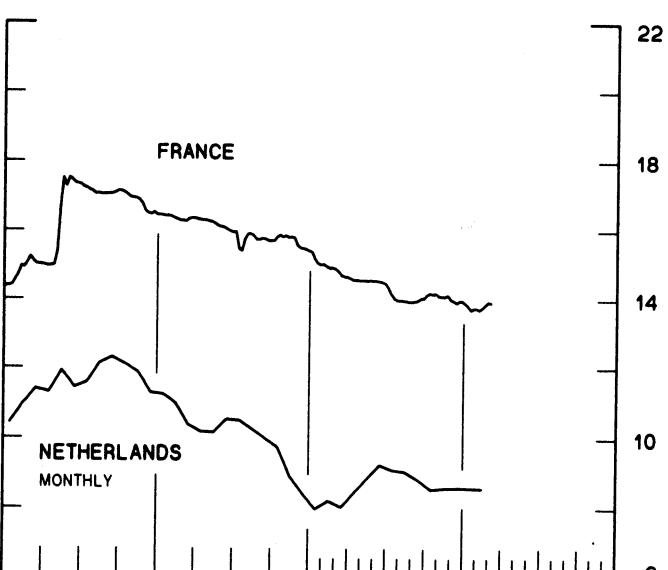
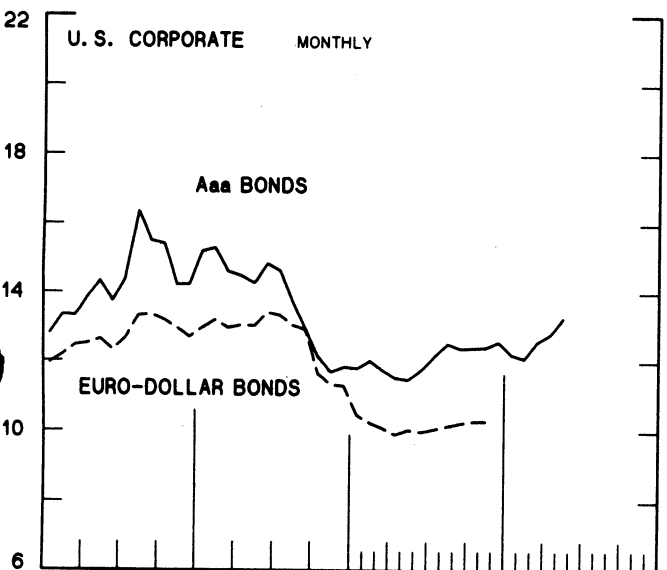
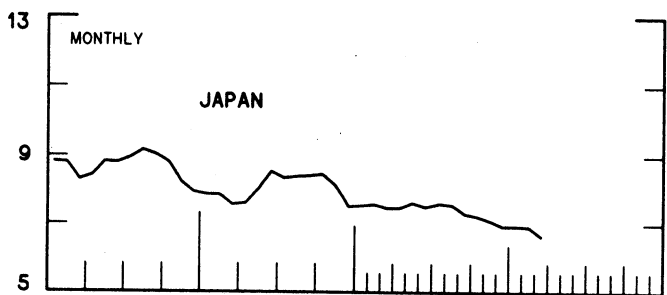
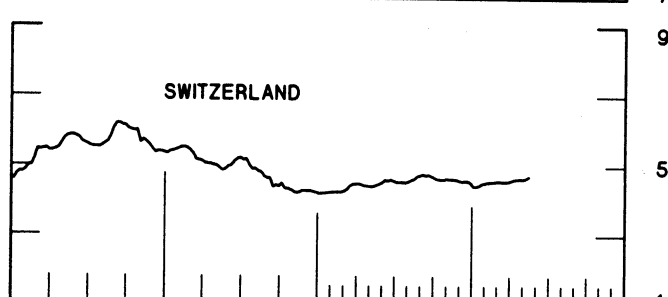
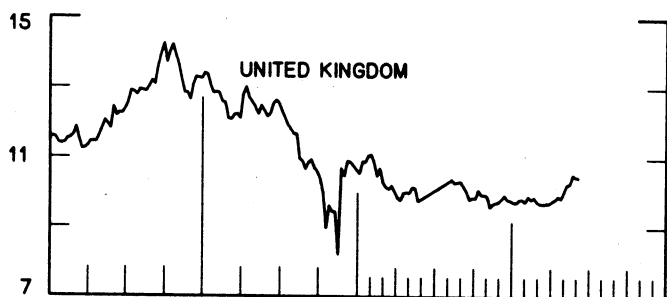
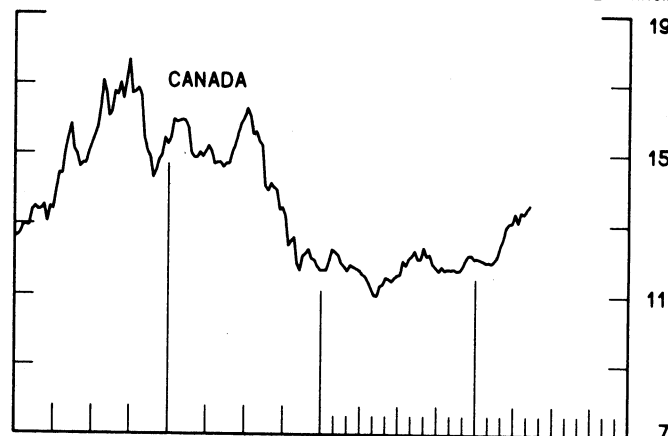
LONG-TERM GOVERNMENT BOND YIELDS

WEEKLY SERIES

PERCENT PER ANNUM



PERCENT PER ANNUM



NETHERLANDS
MONTHLY

1982

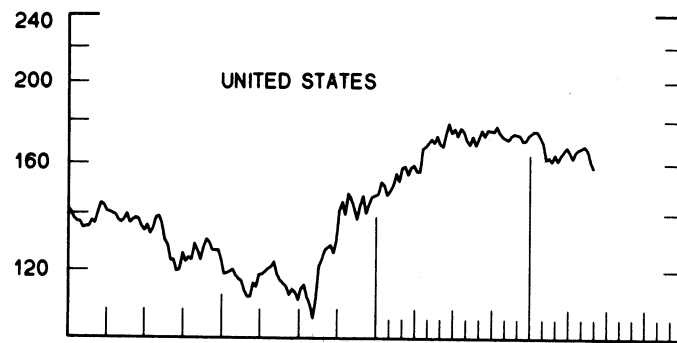
1984

1982

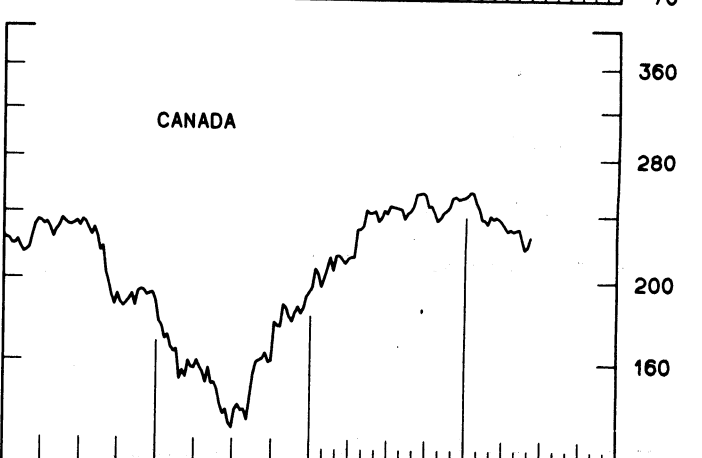
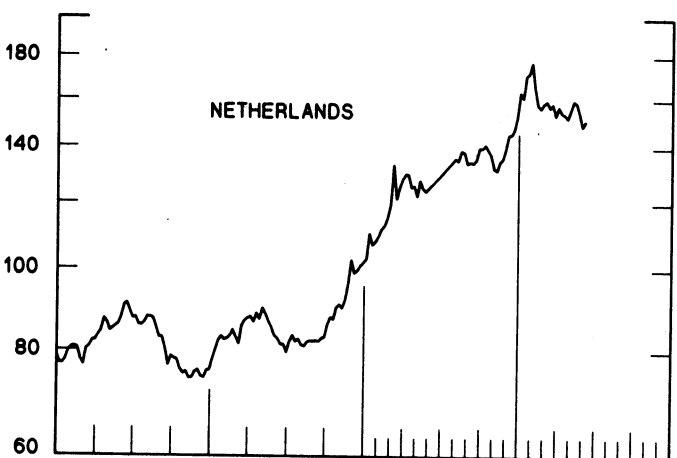
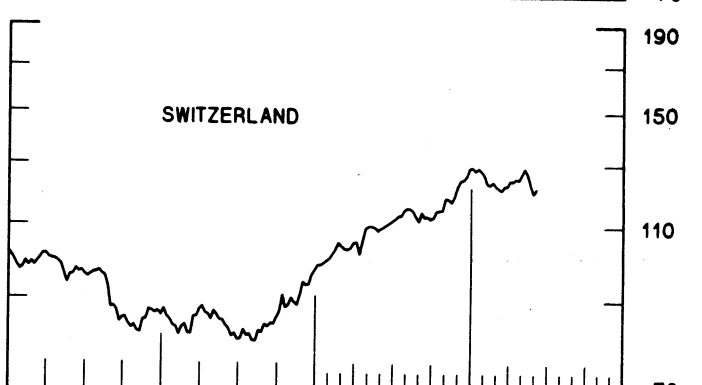
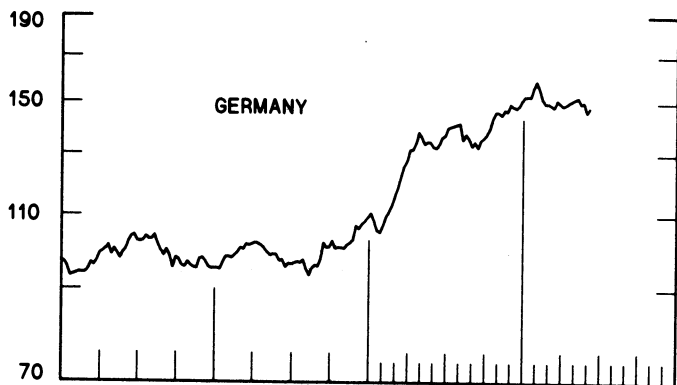
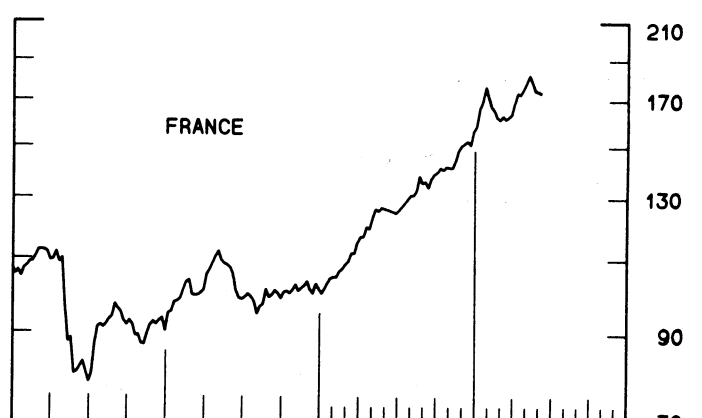
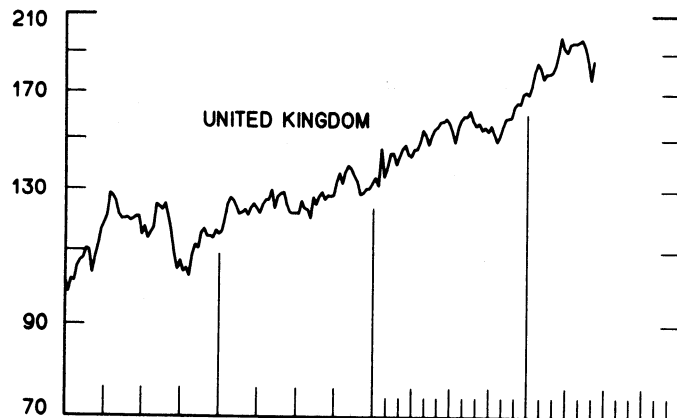
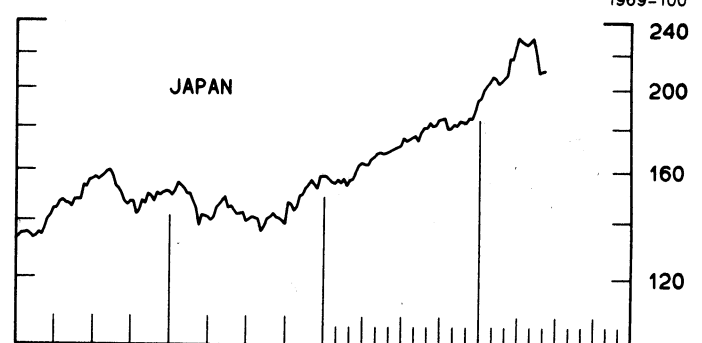
1984

CHART 10
INDUSTRIAL STOCK INDICES
WEEKLY SERIES

RATIO SCALE
1969=100



RATIO SCALE
1969=100



1982

1984

1982

1984

SERIES NAME

LAST VALUE PLOTTED
DATE VALUE

CHART 1. SPOT EXCHANGE RATES AND INDICES

WEEKLY AVERAGES, NOON BUYING RATES (U.S. CENTS)

GERMAN MARK	JUNE 13	36.91
JAPANESE YEN	JUNE 13	0.43102
DUTCH GUILDER	JUNE 13	32.73
U.K. POUND	JUNE 13	138.95
CANADIAN DOLLAR	JUNE 13	76.86
FRENCH FRANC	JUNE 13	12.00
SWISS FRANC	JUNE 13	44.21
BELGIAN FRANC	JUNE 13	1.80907
ITALIAN LIRA	JUNE 13	0.05946
SWEDISH KRONA	JUNE 13	12.42

INDICES, MARCH 1973 BASE RATES = 100

GERMAN MARK	JUNE 13	103.82
JAPANESE YEN	JUNE 13	112.85
DUTCH GUILDER	JUNE 13	93.96
U.K. POUND	JUNE 13	56.20
CANADIAN DOLLAR	JUNE 13	76.61
FRENCH FRANC	JUNE 13	54.07
SWISS FRANC	JUNE 13	142.22
BELGIAN FRANC	JUNE 13	71.29
ITALIAN LIRA	JUNE 13	33.78

WEIGHTED AVERAGE EXCHANGE VALUE INDICES, MAR 1973 = 100
(G-10 COUNTRIES PLUS SWITZERLAND)

U.S. DOLLAR	JUNE 13	133.18
GERMAN MARK	JUNE 13	136.97
JAPANESE YEN	JUNE 13	147.39
DUTCH GUILDER	JUNE 13	119.07
U.K. POUND	JUNE 13	67.90
CANADIAN DOLLAR	JUNE 13	95.68
FRENCH FRANC	JUNE 13	64.79
SWISS FRANC	JUNE 13	181.18
BELGIAN FRANC	JUNE 13	88.79
ITALIAN LIRA	JUNE 13	39.63
SWEDISH KRONA	JUNE 13	68.07

CHART 2. 3-MONTH FORWARD EXCHANGE RATES, PREMIUM OR DISCOUNT

CANADIAN DOLLAR	JUNE 13	0.00
U.K. POUND	JUNE 13	2.38
GERMAN MARK	JUNE 13	5.86
FRENCH FRANC	JUNE 13	-1.77
SWISS FRANC	JUNE 13	7.73
DUTCH GUILDER	JUNE 13	5.49
JAPANESE YEN	JUNE 13	5.38
ITALIAN LIRA	JUNE 13	-3.44

SERIES NAME

LAST VALUE PLOTTED
DATE VALUE

CHART 3. GOLD PRICE IN LONDON, AFTERNOON FIXING

U.S. DOLLARS PER FINE OUNCE

JUNE 13 381.94

CHART 4. CALL MONEY RATES

U.S. FEDERAL FUNDS
OVERNIGHT EURO-DOLLAR DEPOSITS
U.K.
CANADA
GERMANY
EURO-DM
JAPAN
FRANCE
NETHERLANDS
EURO-SWISS FRANC

JUNE 13 10.85
JUNE 13 10.81
JUNE 8 9.00
MAY 11 10.32
JUNE 8 5.55
JUNE 15 5.23
JUNE 8 5.81
JUNE 8 12.50
JAN. 1 10.30
JUNE 15 2.19

CHART 5. 3-MONTH INTEREST RATES

U.S. 90-DAY CD'S, SECONDARY MARKET
GERMAN INTERBANK LOAN
JAPANESE BANK LOANS & DISCOUNTS
CANADIAN FINANCE PAPER
INTERBANK STERLING
SWISS INTERBANK LOAN
WEIGHTED AVERAGE FOREIGN INTEREST RATE
(G-10 COUNTRIES PLUS SWITZERLAND)

JUNE 13 11.16
JUNE 13 6.10
JUNE 13 6.25
JUNE 13 11.55
JUNE 13 9.39
JUNE 13 3.81
JUNE 13 8.64

CHART 6. EURO-DOLLAR DEPOSIT RATES: LONDON

OVERNIGHT
7-DAY
1-MONTH
3-MONTH
6-MONTH
1-YEAR

JUNE 13 10.81
JUNE 13 10.91
JUNE 13 11.10
JUNE 13 11.52
JUNE 13 12.26
JUNE 13 13.26

CHART 7. SELECTED EURO-DOLLAR AND U.S. MONEY MARKET RATES

OVERNIGHT EURO-DOLLAR DEPOSITS
U.S. FEDERAL FUNDS
DIFFERENTIAL ADJ. FOR RESERVE REQUIREMENTS

3-MONTH EURO-DOLLAR DEPOSIT RATE
U.S. 90-DAY CD'S, SECONDARY MARKET
DIFFERENTIAL

JUNE 13 10.81
JUNE 13 10.85
JUNE 13 -0.04

JUNE 13 11.52
JUNE 13 11.16
JUNE 13 0.36

SERIES NAME

**LAST VALUE PLOTTED
DATE VALUE**

CHART 8. INTEREST ARBITRAGE, 3-MONTH FUNDS

EURO-DOLLAR DEPOSIT	JUNE 13	11.52
INTERBANK STERLING (LONDON), COVERED	JUNE 13	11.82
DIFFERENTIAL	JUNE 13	-0.30
U.S. COMMERCIAL PAPER	JUNE 13	10.87
CANADIAN FINANCE PAPER, COVERED	JUNE 13	11.55
DIFFERENTIAL	JUNE 13	-0.70
EURO-DOLLAR DEPOSIT	JUNE 13	11.52
INTERBANK DM (FRANKFURT), COVERED	JUNE 13	12.05
DIFFERENTIAL	JUNE 13	-0.53
EURO-DOLLAR DEPOSIT	JUNE 13	11.52
SWISS INTERBANK, COVERED	JUNE 13	11.62
DIFFERENTIAL	JUNE 13	-0.10

CHART 9. LONG TERM GOVERNMENT BOND YIELDS

UNITED STATES	JUNE 8	13.47
GERMANY	JUNE 1	8.12
JAPAN (MONTHLY)	MARCH	6.64
SWITZERLAND	MAY 18	4.71
CANADA	MAY 11	13.57
FRANCE	MARCH 9	13.91
NETHERLANDS (MONTHLY)	FEB.	8.56
UNITED KINGDOM	JUNE 8	10.44

U.S. CORPORATE

AAA BONDS	MAY	13.28
EURO-DOLLAR BONDS	NOV.	10.29

CHART 10. STOCK INDICES

UNITED STATES	JUNE 6	163.14
UNITED KINGDOM	JUNE 6	186.11
CANADA	JUNE 6	226.06
GERMANY	JUNE 6	147.98
SWITZERLAND	JUNE 6	121.91
NETHERLANDS	JUNE 6	150.97
FRANCE	JUNE 6	173.27
JAPAN	JUNE 6	210.11

FEDERAL RESERVE statistical release



H.10 (512)

JUNE 20, 1984

FOREIGN EXCHANGE RATES

FOR THE WEEK ENDING JUNE 15, 1984

The Board of Governors of the Federal Reserve System is advised that the Federal Reserve Bank of New York has certified for customs purposes the following noon buying rates in New York City for cable transfers payable in foreign currencies:

COUNTRY	MONETARY UNIT	(CURRENCY UNITS PER DOLLAR)				
		JUNE 11	JUNE 12	JUNE 13	JUNE 14	JUNE 15
*AUSTRALIA	DOLLAR	89.68	89.37	89.23	89.20	88.55
AUSTRIA	SCHILLING	19.040	19.155	19.075	19.122	19.242
BELGIUM	FRANC	55.330	55.590	55.420	55.460	55.880
BRAZIL	CRUZEIRO	1626.00	1626.00	1626.00	1626.00	1649.00
CANADA	DOLLAR	1.3018	1.3010	1.3010	1.3007	1.3000
CHINA, P.R.	YUAN	2.1930	2.2018	2.2018	2.2018	2.2085
DENMARK	KRONE	9.9575	10.0120	9.9580	9.9750	10.0535
FINLAND	MARKKA	5.7500	5.8010	5.7850	5.7910	5.8240
FRANCE	FRANC	8.3450	8.3830	8.3555	8.3800	8.4200
GERMANY	D. MARK	2.7145	2.7250	2.7155	2.7210	2.7410
GREECE	DRACHMA	107.300	108.200	108.300	108.250	109.050
HONG KONG	DOLLAR	7.8060	7.8155	7.8120	7.8120	7.8145
INDIA	RUPEE	10.9900	11.0000	11.0200	11.0200	11.0200
*IRELAND	POUND	112.75	112.15	112.33	112.37	111.58
ISRAEL	SHEKEL	211.550	212.400	213.460	213.660	213.660
ITALY	LIRA	1684.00	1689.00	1687.00	1690.00	1700.00
JAPAN	YEN	231.93	232.65	232.40	231.65	233.00
MALAYSIA	RINGGIT	2.3075	2.3155	2.3105	2.3040	2.3075
MEXICO	PESO	197.5000	198.0000	193.5000	193.0000	192.7500
NETHERLANDS	GUILDER	3.0590	3.0725	3.0615	3.0690	3.0870
*NEW ZEALAND	DOLLAR	64.760	64.550	64.580	64.700	64.050
NORWAY	KRONE	7.7475	7.7790	7.7530	7.7680	7.7970
PHILIPPINES	PESO	NA	NA	NA	NA	NA
PORTUGAL	ESCUDO	139.500	140.500	140.500	140.500	141.300
SINGAPORE	DOLLAR	2.1055	2.1160	2.1100	2.1040	2.1070
*SOUTH AFRICA	RAND	77.45	76.70	77.05	76.90	76.80
SOUTH KOREA	WON	800.50	800.60	801.60	801.40	801.40
SPAIN	PESETA	152.280	153.700	153.750	153.790	154.800
SRI LANKA	RUPEE	25.180	25.180	25.180	25.180	25.180
SWEDEN	KRONA	8.0475	8.0890	8.0610	8.0800	8.1130
SWITZERLAND	FRANC	2.2670	2.2787	2.2710	2.2720	2.2805
TAIWAN	DOLLAR	39.860	39.830	39.790	39.740	39.760
THAILAND	BAHT	23.010	23.010	23.010	23.010	23.010
*UNITED KINGDOM	POUND	138.80	138.35	138.55	138.50	137.85
VENEZUELA	BOLIVAR	14.9500	14.9200	14.9000	14.9000	14.8500
MEMO:						
*UNITED STATES	DOLLAR	133.32	133.78	133.47	133.59	134.29

*INDEX OF WEIGHTED AVERAGE EXCHANGE VALUE OF U.S. DOLLAR AGAINST CURRENCIES OF OTHER G-11 COUNTRIES. MARCH 1973 = 100. WEIGHTS ARE 1972-76 GLOBAL TRADE OF EACH OF THE 10 COUNTRIES. SERIES REVISED AS OF AUGUST 1978. FOR DESCRIPTION AND BACK DATA, SEE "INDEX OF THE WEIGHTED-AVERAGE EXCHANGE VALUE OF THE U.S. DOLLAR: REVISION" ON PAGE 700 OF THE AUGUST 1978 FEDERAL RESERVE BULLETIN.

*VALUE IS U.S. CENTS