

5-440

(516/517)

DATA FILE
LIBRARY
FEDERAL RESERVE BANK
OF CHICAGO

LIBRARY
MAY 7 1984
FEDERAL RESERVE
BANK OF CHICAGO

Selected Interest & Exchange Rates

Weekly Series of Charts

April 30, 1984

Prepared by the
FINANCIAL MARKETS
SECTION

DIVISION OF
INTERNATIONAL FINANCE

BOARD OF GOVERNORS
FEDERAL RESERVE SYSTEM
Washington, D.C. 20551

Table of Contents

TABLES

1. LATEST FIGURES PLOTTED
2. DAILY CERTIFIED SPOT EXCHANGE RATES-- H.10 RELEASE

CHARTS

1. SPOT EXCHANGE RATE INDICES
2. 3-MONTH FORWARD EXCHANGE RATES
3. GOLD PRICE--LONDON
4. CALL MONEY RATES
5. 3-MONTH INTEREST RATES
6. EURO-DOLLAR DEPOSIT RATES
7. SELECTED EURO-DOLLAR AND U.S. MONEY MARKET RATES
8. INTEREST ARBITRAGE: 3-MONTH FUNDS
9. LONG-TERM GOVERNMENT BOND YIELDS
10. INDUSTRIAL STOCK INDICES

SUBSCRIPTION RATES:

Weekly \$15.00 per year or \$.40 each in the United States, its possessions, Canada, and Mexico; 10 or more of the same issue to one address, \$13.50 per year or \$.35 each. Elsewhere, \$20.00 per year or \$.50 each. Address requests to Publications Services, Division of Administrative Services, and make payment remittance payable to the order of the Board of Governors of the Federal Reserve System in a form collectible at par in U.S. Currency.

CHART 1

SPOT EXCHANGE INDICES

DOLLAR PRICES OF FOREIGN CURRENCIES AND WEIGHTED AVERAGE VALUES (THIN LINE)
AVERAGES FOR WEEK ENDING WEDNESDAY

RATIO SCALE
MARCH 1973=100

RATIO SCALE
MARCH 1973=100

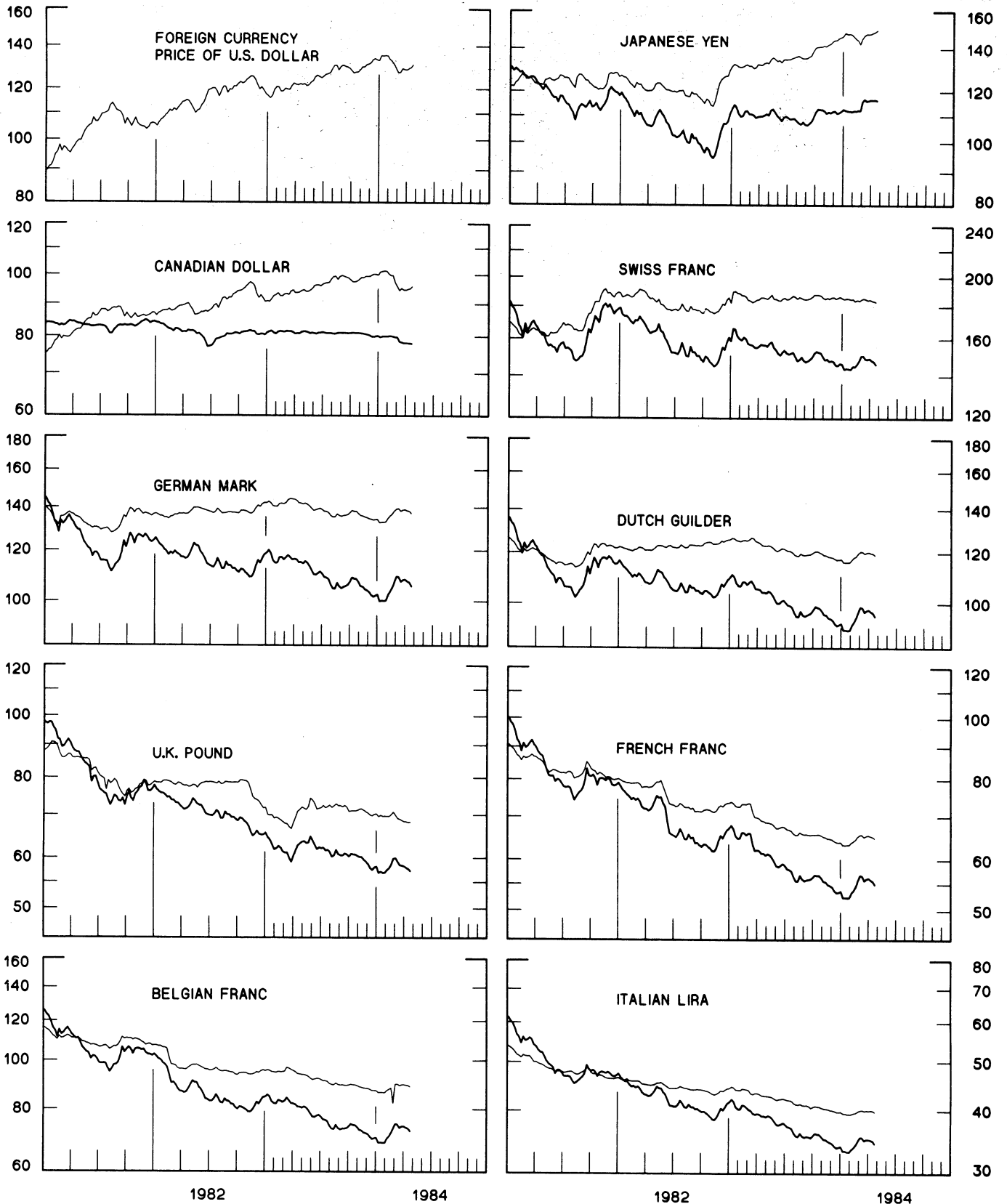


CHART 2
3-MONTH FORWARD EXCHANGE RATES

PREMIUM (+) OR (-)
 AVERAGES FOR WEEK ENDING WEDNESDAY

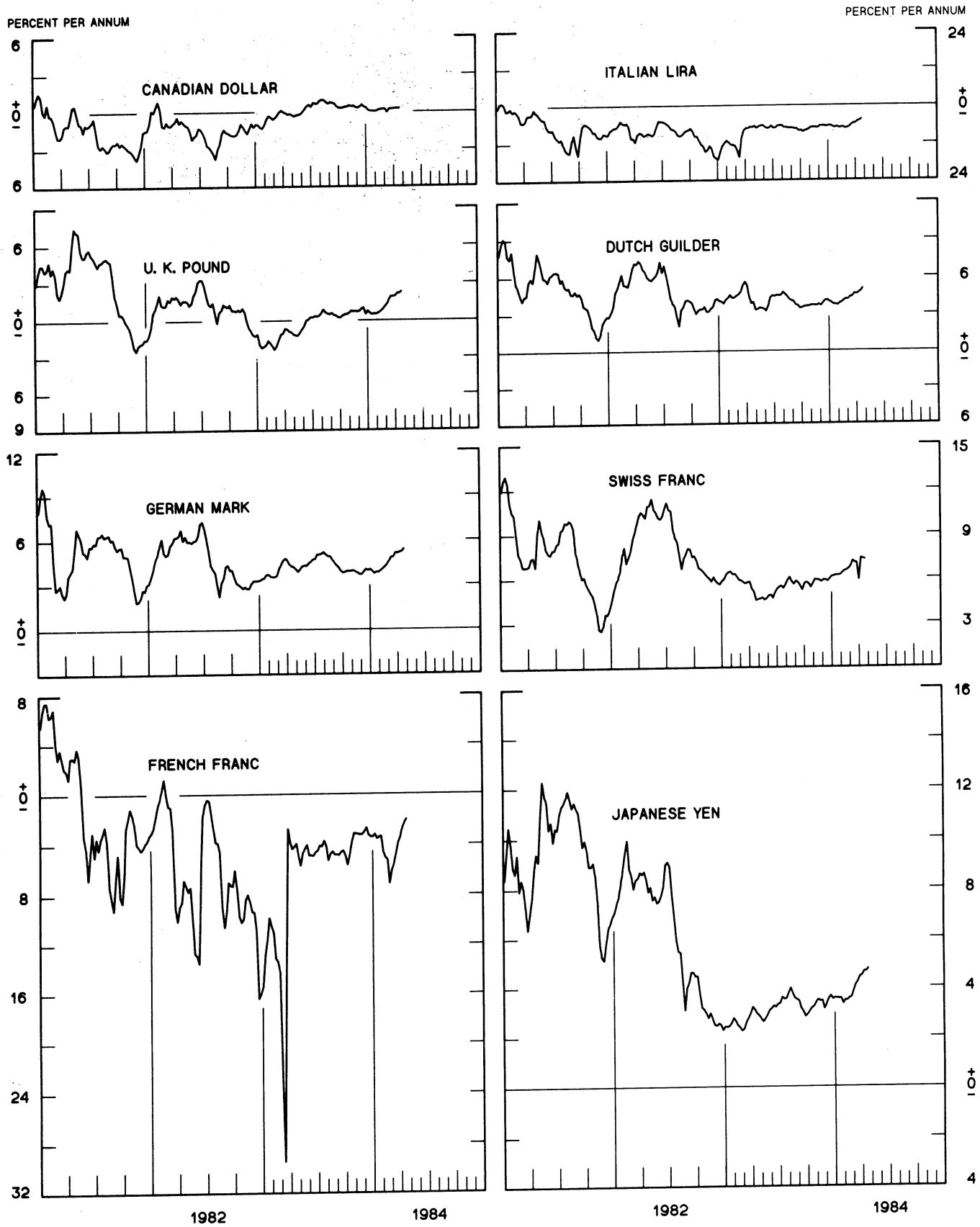


CHART 3
PRICE OF GOLD IN LONDON
AVERAGES FOR WEEK ENDING WEDNESDAY

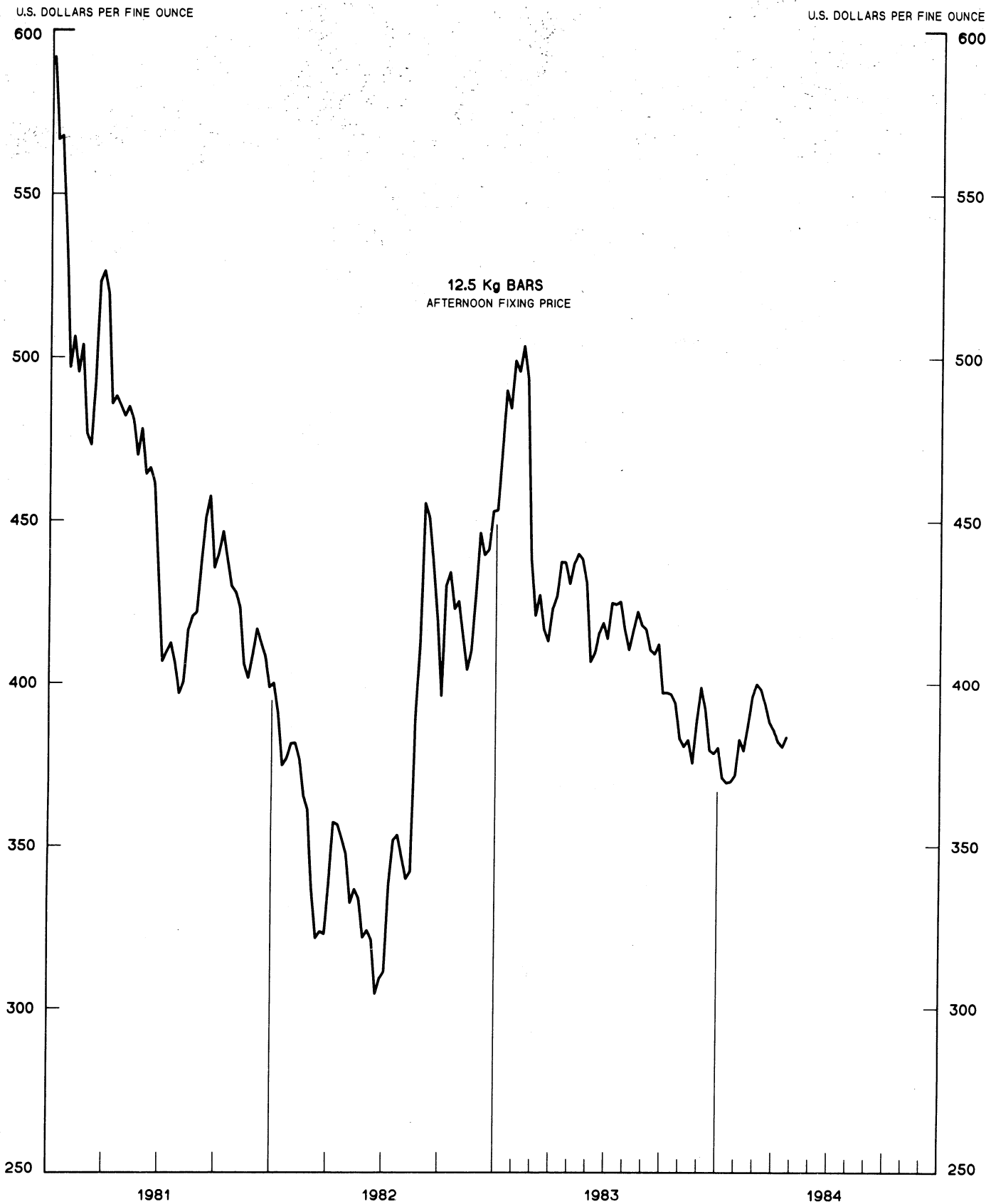
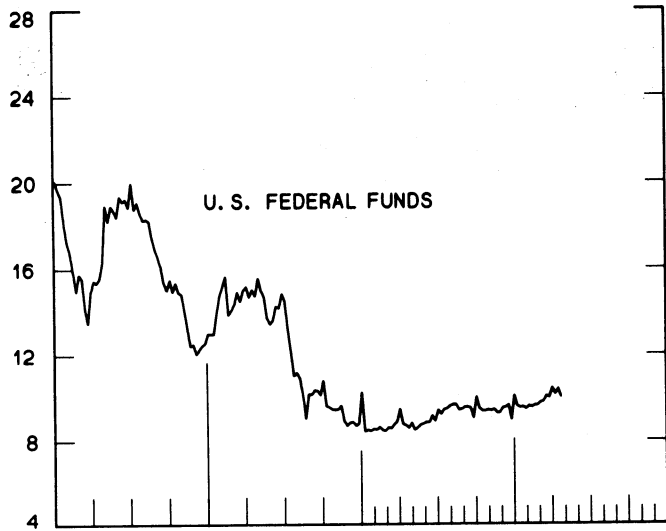
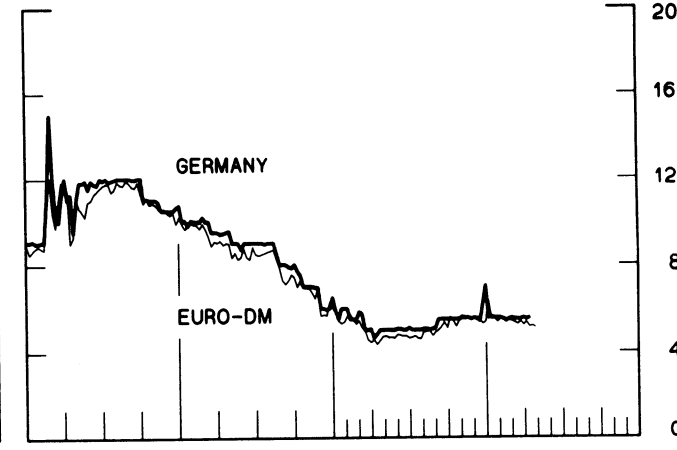
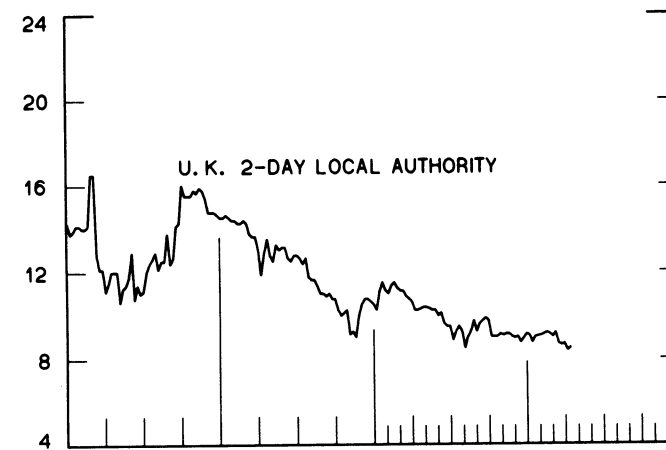
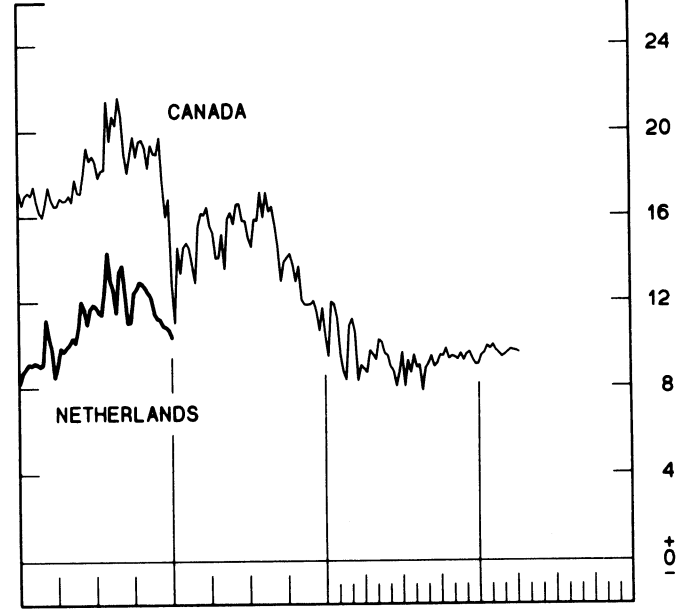
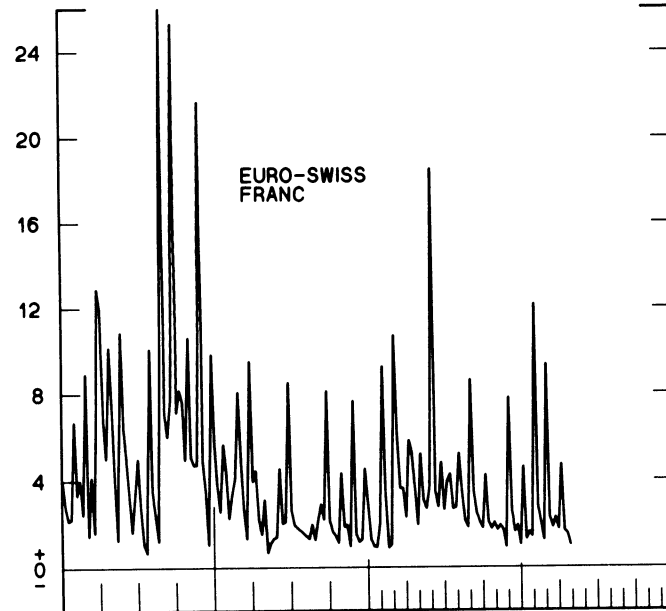
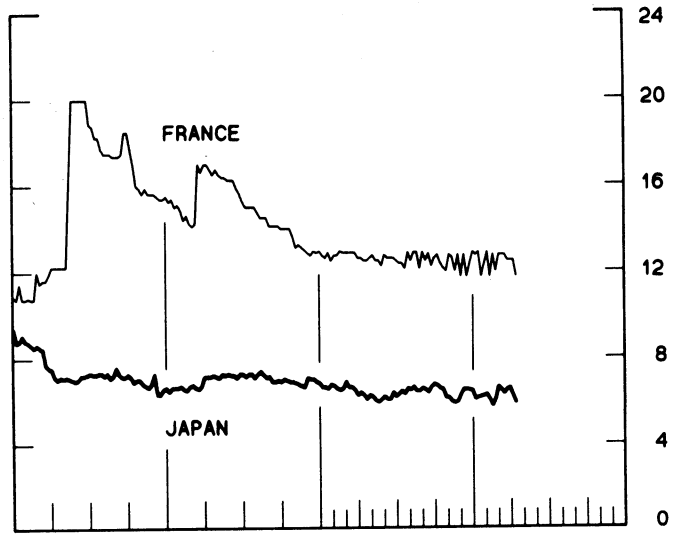


CHART 4
CALL MONEY RATES
 WEEKLY SERIES

PERCENT PER ANNUM



PERCENT PER ANNUM



1982

1984

1982

1984

CHART 5
3-MONTH INTEREST RATES
 WEEKLY SERIES

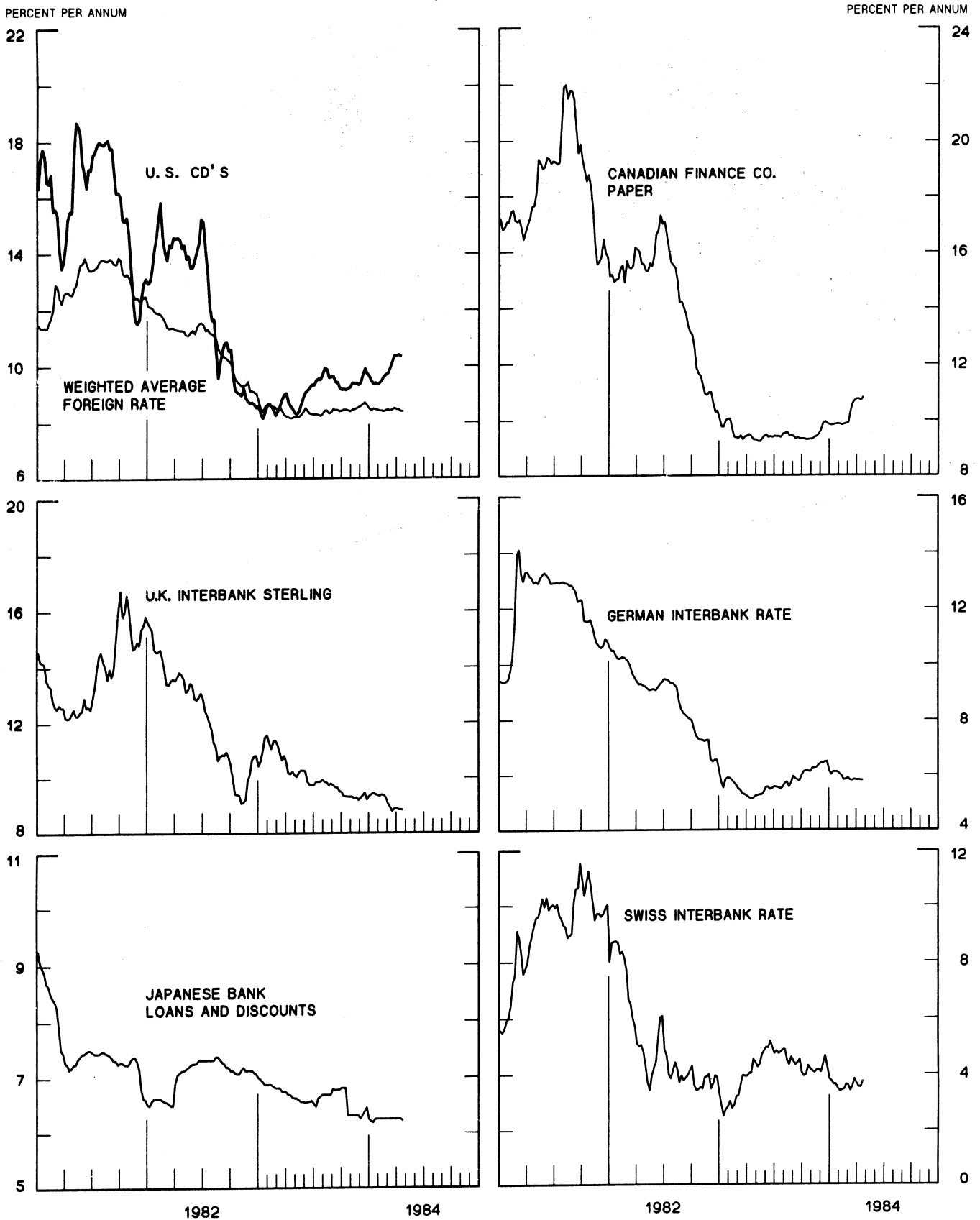
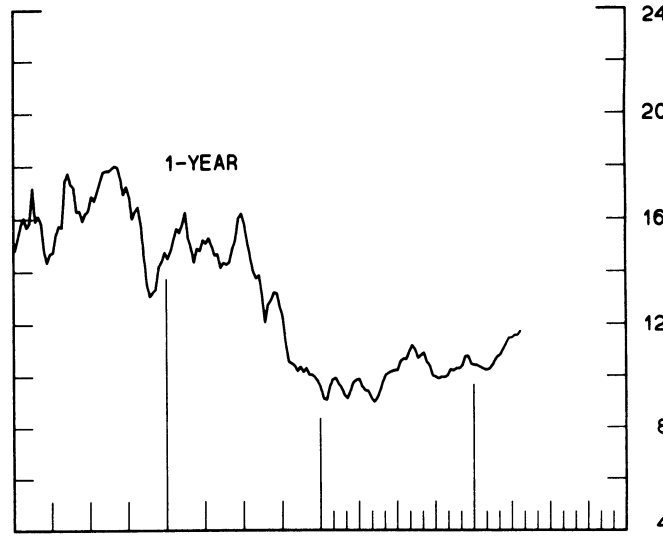
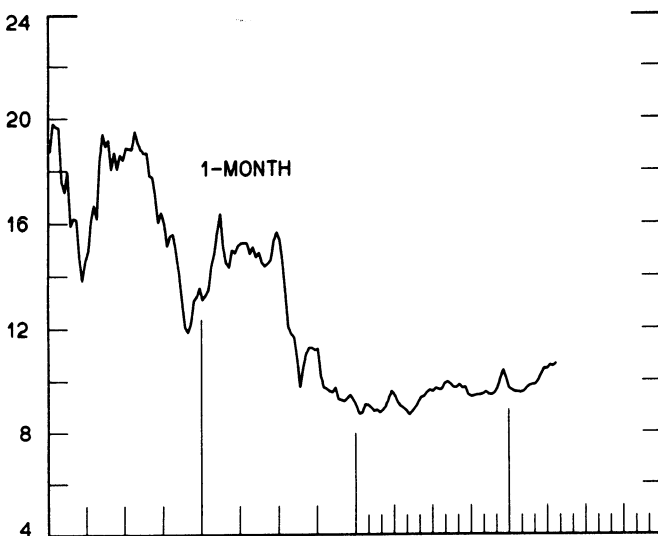
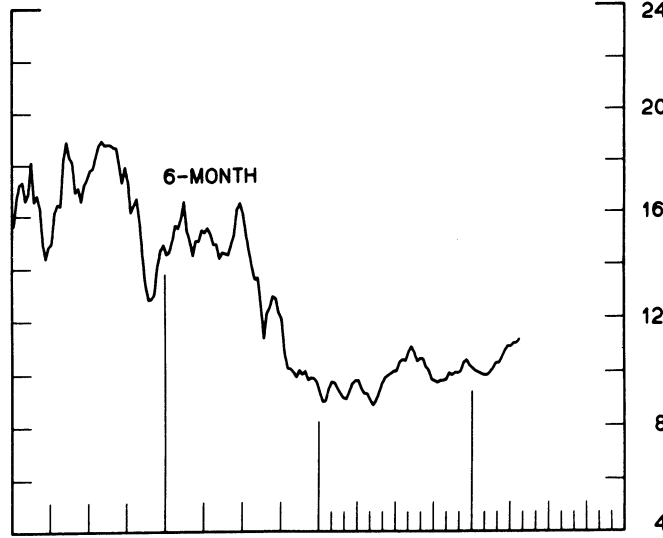
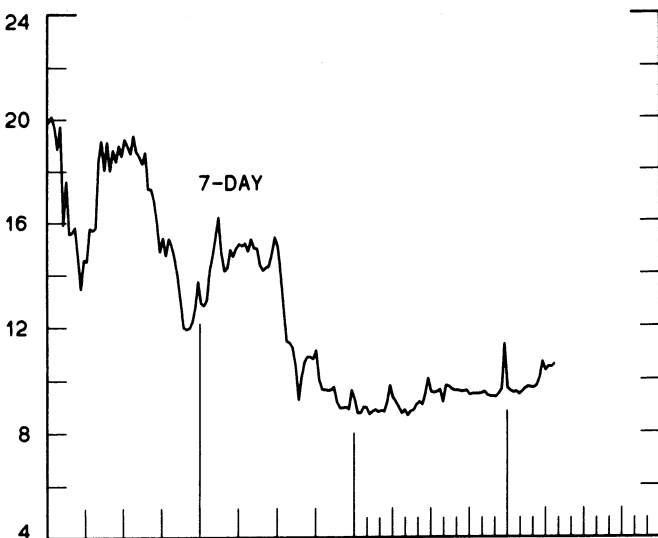
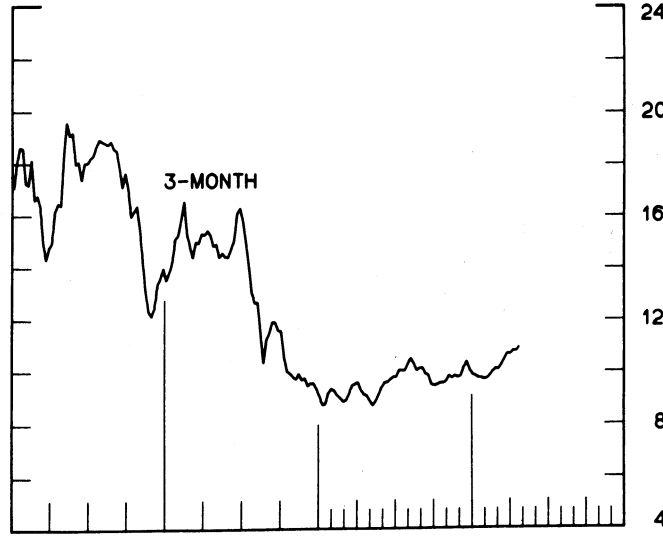
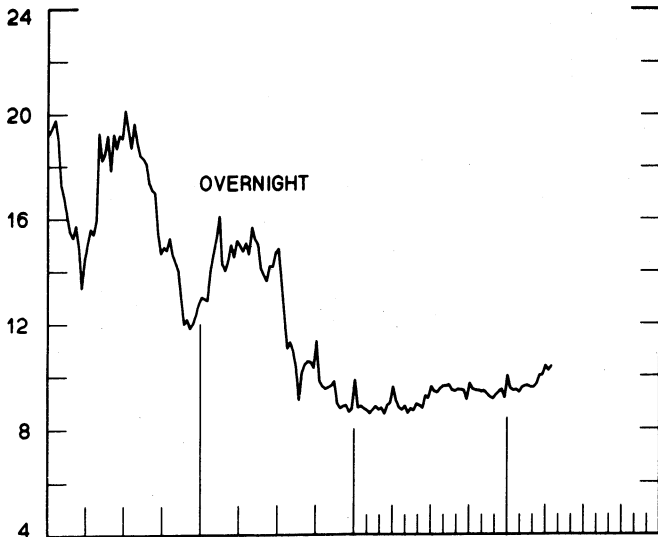


CHART 6
 EURO-DOLLAR DEPOSIT RATES LONDON
 AVERAGES FOR WEEK ENDING WEDNESDAY

PERCENT PER ANNUM

PERCENT PER ANNUM



1982

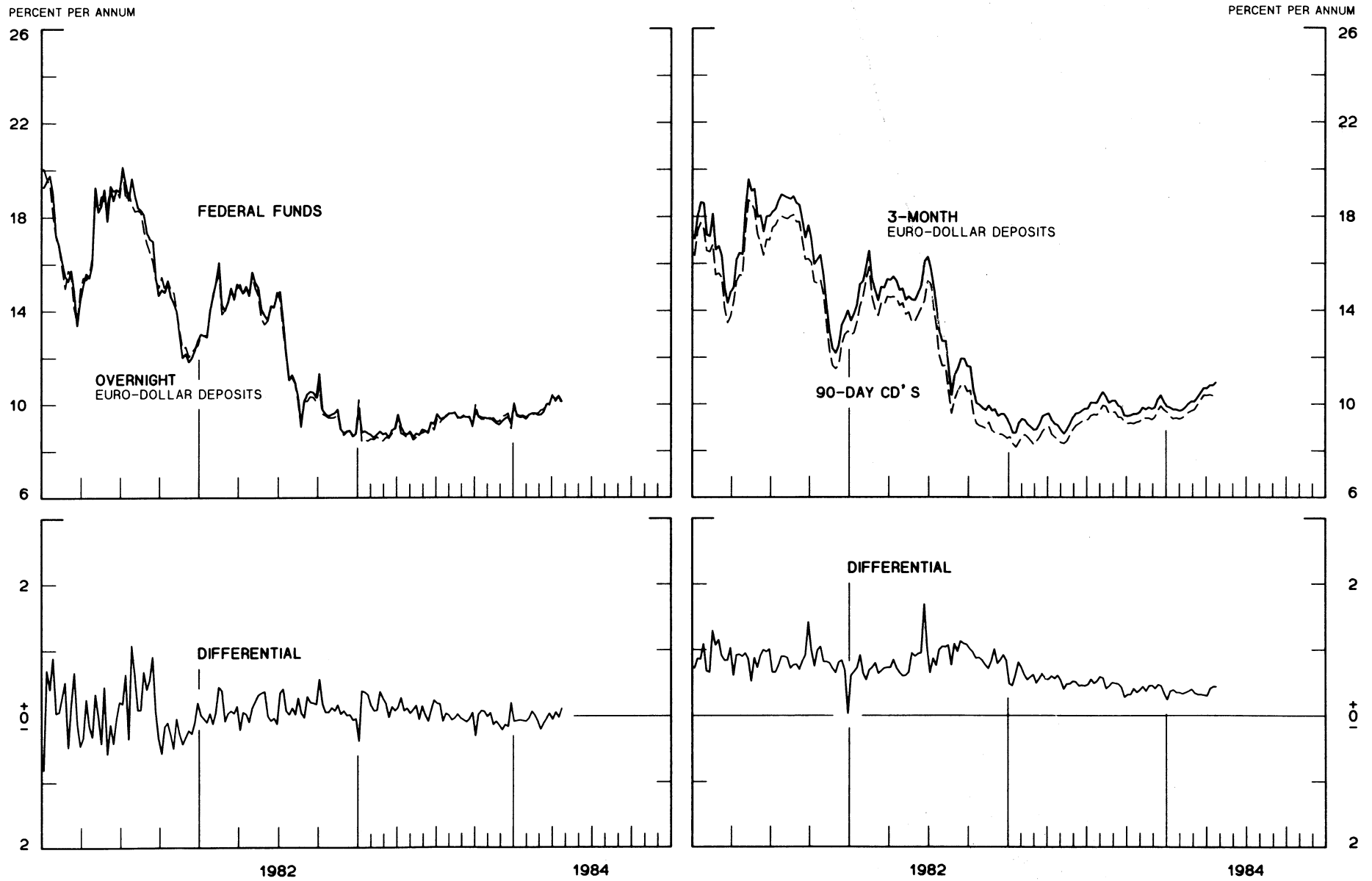
1984

1982

1984

SELECTED EURO-DOLLAR AND U. S. MONEY MARKET RATES

DIFFERENTIAL: PLUS(+), FAVORS BORROWING IN U. S.
AVERAGES FOR WEEK ENDING WEDNESDAY



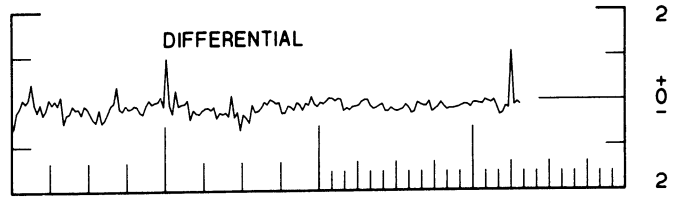
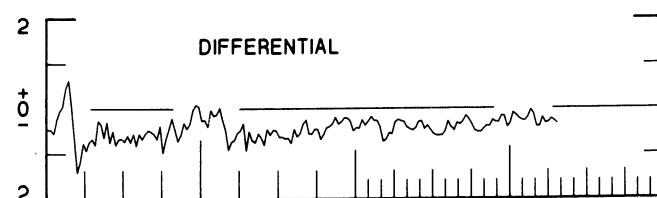
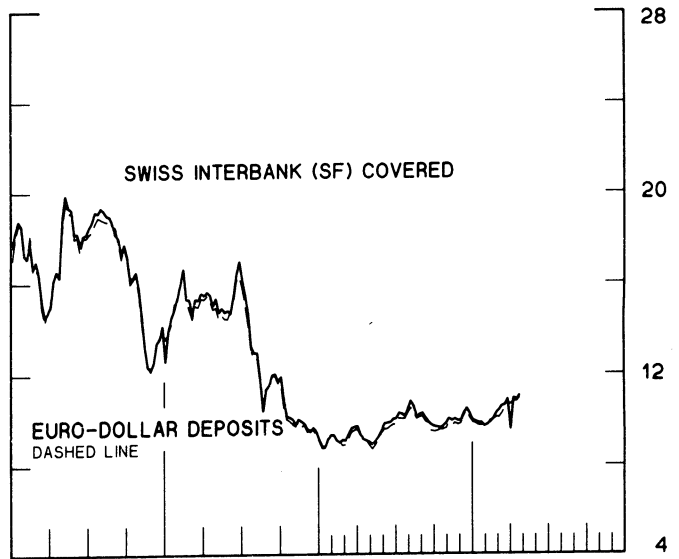
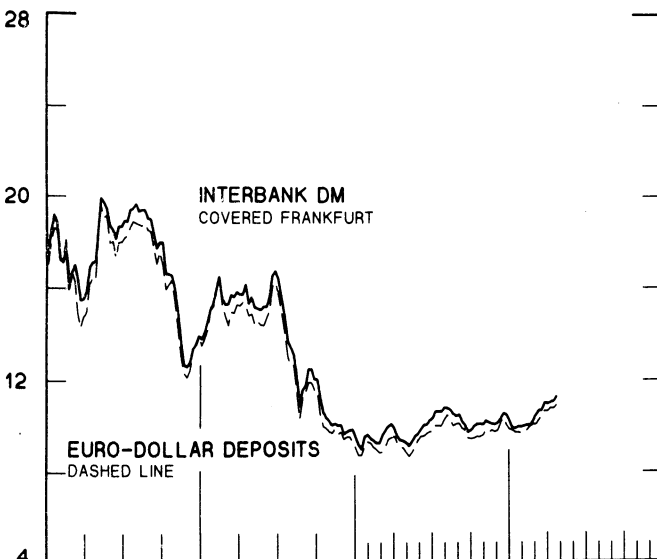
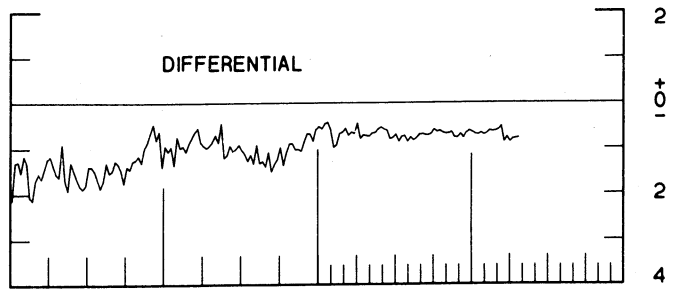
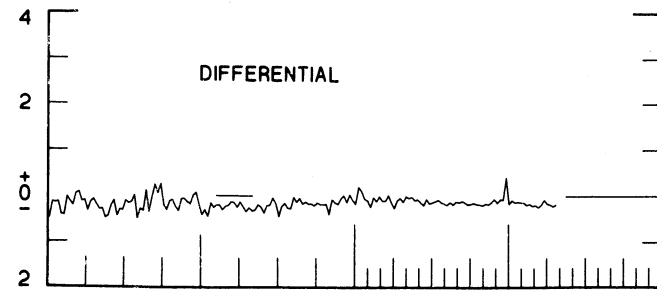
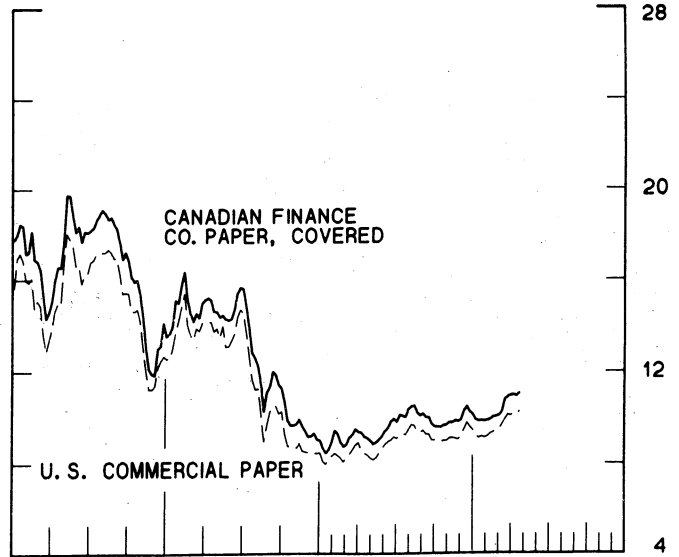
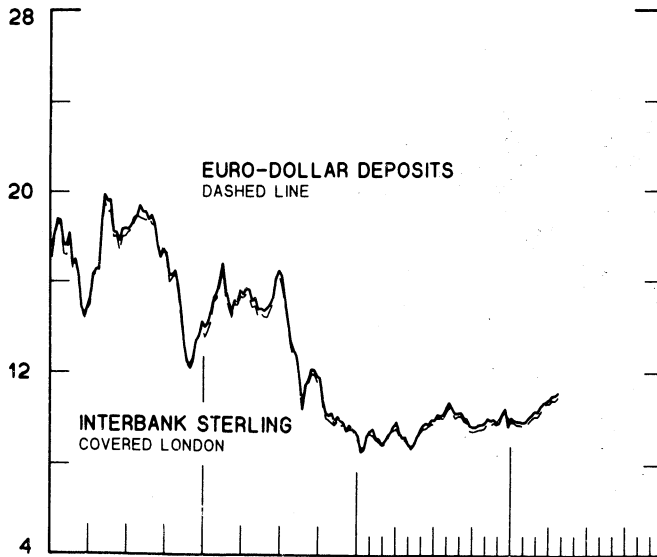
1 PERCENT ON DIFFERENTIAL SCALE = 2 PERCENT ON RATE SCALE

INTEREST ARBITRAGE: 3-MONTH FUNDS

DIFFERENTIAL: PLUS(+), INDICATES FAVOR DOLLAR ASSETS
AVERAGES FOR WEEK ENDING WEDNESDAY

PERCENT PER ANNUM

PERCENT PER ANNUM



1982

1984

1982

1984

1 PERCENT ON DIFFERENTIAL SCALE = 2 PERCENT ON RATE SCALE

CHART 9
LONG-TERM GOVERNMENT BOND YIELDS
 WEEKLY SERIES

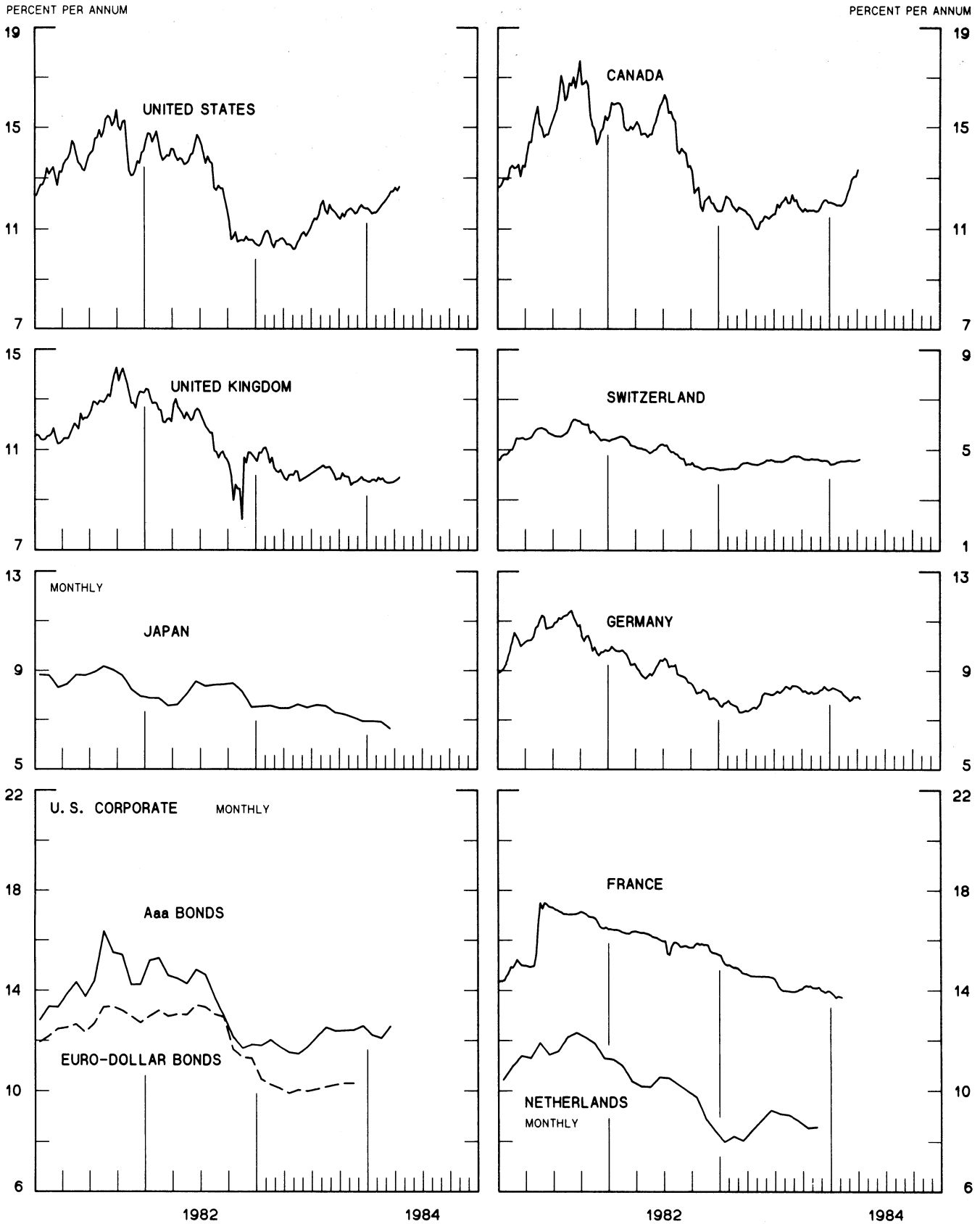
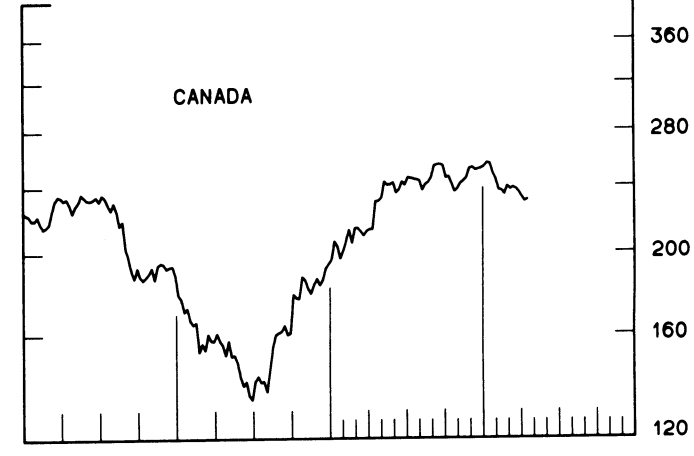
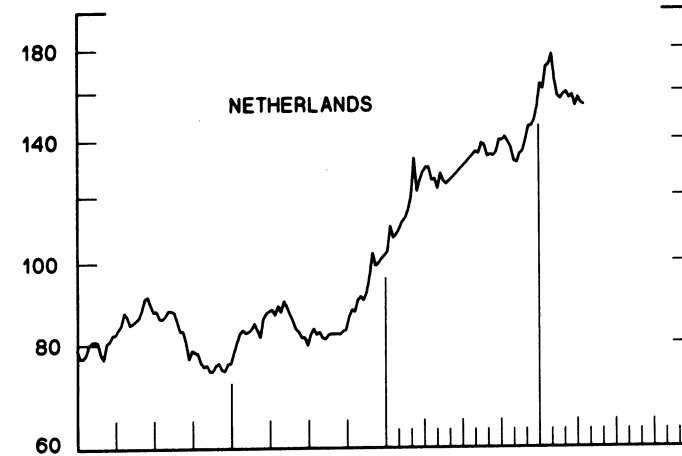
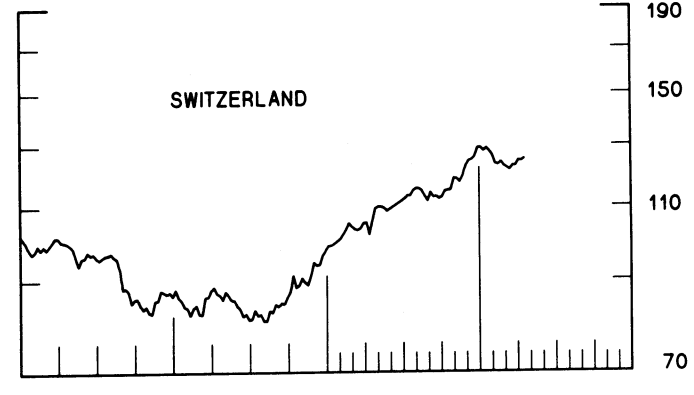
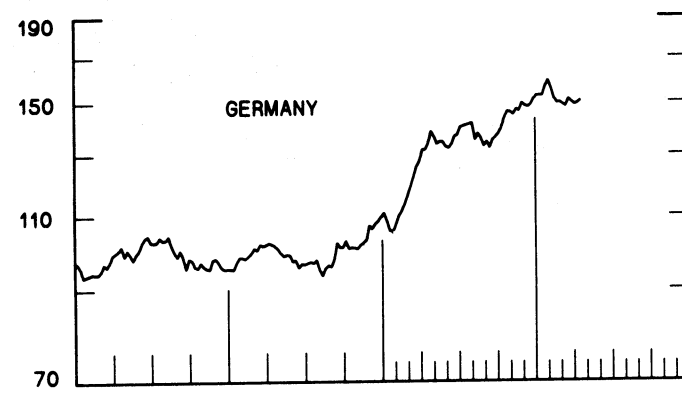
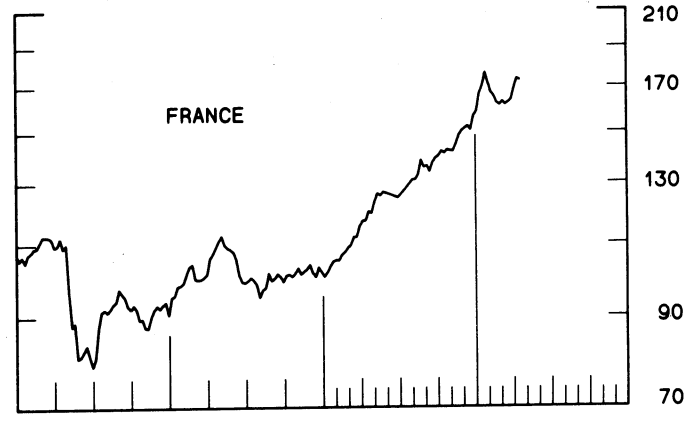
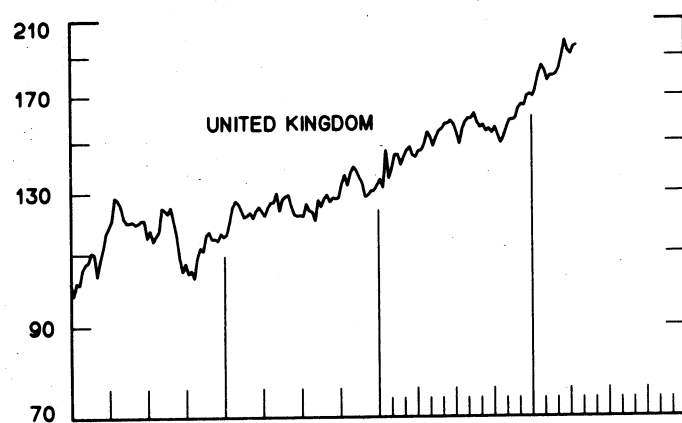
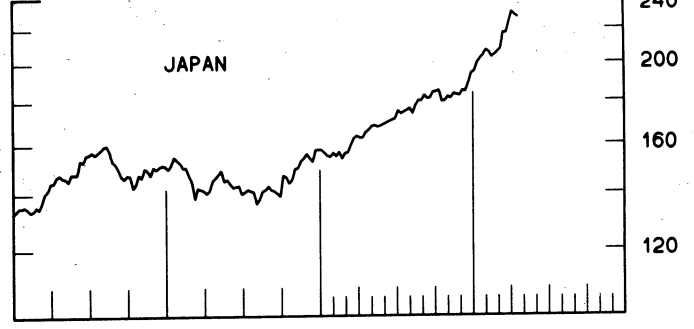
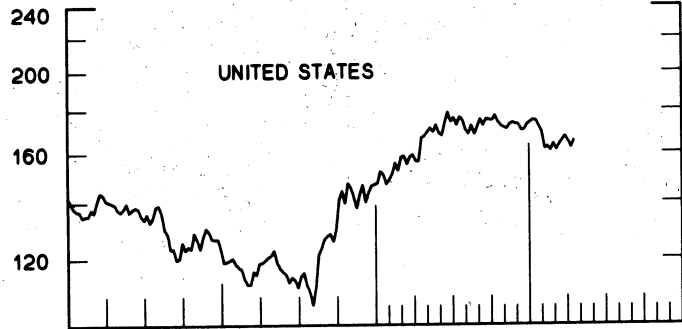


CHART 10
INDUSTRIAL STOCK INDICES
 WEEKLY SERIES

RATIO SCALE
 1969=100

RATIO SCALE
 1969=100



1982

1984

1982

1984

SERIES NAME

LAST VALUE PLOTTED
DATE VALUE

CHART 1. SPOT EXCHANGE RATES AND INDICES

WEEKLY AVERAGES, NOON BUYING RATES (U.S. CENTS)

GERMAN MARK	APRIL 25	37.45
JAPANESE YEN	APRIL 25	0.44389
DUTCH GUILDER	APRIL 25	33.20
U.K. POUND	APRIL 25	141.36
CANADIAN DOLLAR	APRIL 25	78.08
FRENCH FRANC	APRIL 25	12.18
SWISS FRANC	APRIL 25	45.32
BELGIAN FRANC	APRIL 25	1.83407
ITALIAN LIRA	APRIL 25	0.06056
SWEDISH KRONA	APRIL 25	12.66

INDICES, MARCH 1973 BASE RATES = 100

GERMAN MARK	APRIL 25	105.35
JAPANESE YEN	APRIL 25	116.23
DUTCH GUILDER	APRIL 25	95.32
U.K. POUND	APRIL 25	57.17
CANADIAN DOLLAR	APRIL 25	77.82
FRENCH FRANC	APRIL 25	54.90
SWISS FRANC	APRIL 25	145.79
BELGIAN FRANC	APRIL 25	72.27
ITALIAN LIRA	APRIL 25	34.40

WEIGHTED AVERAGE EXCHANGE VALUE INDICES, MAR 1973 = 100
(G-10 COUNTRIES PLUS SWITZERLAND)

U.S. DOLLAR	APRIL 25	130.82
GERMAN MARK	APRIL 25	137.05
JAPANESE YEN	APRIL 25	149.95
DUTCH GUILDER	APRIL 25	119.10
U.K. POUND	APRIL 25	68.13
CANADIAN DOLLAR	APRIL 25	95.85
FRENCH FRANC	APRIL 25	64.87
SWISS FRANC	APRIL 25	183.19
BELGIAN FRANC	APRIL 25	88.75
ITALIAN LIRA	APRIL 25	39.81
SWEDISH KRONA	APRIL 25	68.38

CHART 2. 3-MONTH FORWARD EXCHANGE RATES, PREMIUM OR DISCOUNT

CANADIAN DOLLAR	APRIL 25	0.24
U.K. POUND	APRIL 25	2.25
GERMAN MARK	APRIL 25	5.39
FRENCH FRANC	APRIL 25	-2.01
SWISS FRANC	APRIL 25	7.21
DUTCH GUILDER	APRIL 25	4.97
JAPANESE YEN	APRIL 25	4.74
ITALIAN LIRA	APRIL 25	-4.64

SERIES NAME	LAST VALUE PLOTTED DATE	VALUE
CHART 3. GOLD PRICE IN LONDON, AFTERNOON FIXING		
U.S. DOLLARS PER FINE OUNCE	APRIL 25	383.48
CHART 4. CALL MONEY RATES		
U.S. FEDERAL FUNDS	APRIL 25	9.98
OVERNIGHT EURO-DOLLAR DEPOSITS	APRIL 25	10.10
U.K.	APRIL 13	8.50
CANADA	APRIL 6	9.61
GERMANY	APRIL 13	5.55
EURO-DM	APRIL 27	5.13
JAPAN	APRIL 13	5.88
FRANCE	APRIL 13	11.75
NETHERLANDS	JAN. 1	10.30
EURO-SWISS FRANC	APRIL 27	1.00
CHART 5. 3-MONTH INTEREST RATES		
U.S. 90-DAY CD'S, SECNDARY MARKET	APRIL 25	10.49
GERMAN INTERBANK LOAN	APRIL 25	5.80
JAPANESE BANK LOANS & DISCOUNTS	APRIL 25	6.22
CANADIAN FINANCE PAPER	APRIL 25	10.80
INTERBANK STERLING	APRIL 25	8.82
SWISS INTERBANK LOAN	APRIL 25	3.75
WEIGHTED AVERAGE FOREIGN INTEREST RATE (G-10 COUNTRIES PLUS SWITZERLAND)	APRIL 25	8.40
CHART 6. EURO-DOLLAR DEPOSIT RATES: LONDON		
OVERNIGHT	APRIL 25	10.10
7-DAY	APRIL 25	10.59
1-MONTH	APRIL 25	10.64
3-MONTH	APRIL 25	10.93
6-MONTH	APRIL 25	11.21
1-YEAR	APRIL 25	11.73
CHART 7. SELECTED EURO-DOLLAR AND U.S. MONEY MARKET RATES		
OVERNIGHT EURO-DOLLAR DEPOSITS	APRIL 25	10.10
U.S. FEDERAL FUNDS	APRIL 25	9.98
DIFFERENTIAL ADJ. FOR RESERVE REQUIREMENTS	APRIL 25	0.12
3-MONTH EURO-DOLLAR DEPOSIT RATE	APRIL 25	10.93
U.S. 90-DAY CD'S, SECONDARY MARKET	APRIL 25	10.49
DIFFERENTIAL	APRIL 25	0.44

SERIES NAME	LAST VALUE PLOTTED	
	DATE	VALUE
CHART 8. INTEREST ARBITRAGE, 3-MONTH FUNDS		
EURO-DOLLAR DEPOSIT	APRIL 25	10.93
INTERBANK STERLING (LONDON), COVERED	APRIL 25	11.12
DIFFERENTIAL	APRIL 25	-0.20
U.S. COMMERCIAL PAPER	APRIL 25	10.26
CANADIAN FINANCE PAPER, COVERED	APRIL 25	11.04
DIFFERENTIAL	APRIL 25	-0.78
EURO-DOLLAR DEPOSIT	APRIL 25	10.93
INTERBANK DM (FRANKFURT), COVERED	APRIL 25	11.27
DIFFERENTIAL	APRIL 25	-0.34
EURO-DOLLAR DEPOSIT	APRIL 25	10.93
SWISS INTERBANK, COVERED	APRIL 25	11.03
DIFFERENTIAL	APRIL 25	-0.10
CHART 9. LONG TERM GOVERNMENT BOND YIELDS		
UNITED STATES	APRIL 20	12.66
GERMANY	APRIL 13	7.85
JAPAN (MONTHLY)	MARCH	6.64
SWITZERLAND	APRIL 13	4.62
CANADA	APRIL 6	13.33
FRANCE	FEB. 10	13.71
NETHERLANDS (MONTHLY)	NOV.	8.57
UNITED KINGDOM	APRIL 20	9.89
U.S. CORPORATE		
AAA BONDS	MARCH	12.57
EURO-DOLLAR BONDS	NOV.	10.29
CHART 10. STOCK INDICES		
UNITED STATES	APRIL 18	165.28
UNITED KINGDOM	APRIL 18	195.36
CANADA	APRIL 18	230.87
GERMANY	APRIL 18	150.31
SWITZERLAND	APRIL 18	125.13
NETHERLANDS	APRIL 18	153.74
FRANCE	APRIL 18	172.67
JAPAN	APRIL 18	226.34

FEDERAL RESERVE statistical release



H.10 (512)

FOREIGN EXCHANGE RATES

APRIL 30, 1984

FOR THE WEEK ENDING APRIL 27, 1984

The Board of Governors of the Federal Reserve System is advised that the Federal Reserve Bank of New York has certified for customs purposes the following noon buying rates in New York City for cable transfers payable in foreign currencies:

COUNTRY	MONETARY UNIT	(CURRENCY UNITS PER DOLLAR)				
		APR. 23	APR. 24	APR. 25	APR. 26	APR. 27
*AUSTRALIA	DOLLAR	92.20	91.80	91.95	91.95	91.90
AUSTRIA	SCHILLING	18.760	18.898	18.867	18.977	19.035
BELGIUM	FRANC	54.400	54.800	54.600	54.910	55.120
BRAZIL	CRUZEIRO	1415.00	1415.00	1415.00	1435.00	1435.00
CANADA	DOLLAR	1.2812	1.2811	1.2792	1.2789	1.2810
CHINA, P.R.	YUAN	2.1055	2.1055	2.1181	2.1181	2.1329
DENMARK	KRONE	9.7975	9.8500	9.8400	9.9060	9.9420
FINLAND	MARKKA	5.6630	5.6940	5.6985	5.7110	5.7320
FRANCE	FRANC	8.1820	8.2515	8.2300	8.2730	8.3075
GERMANY	D. MARK	2.6620	2.6830	2.6805	2.6970	2.7045
GREECE	DRACHMA	105.750	105.900	105.950	106.200	106.700
HONG KONG	DOLLAR	7.8080	7.8135	7.8110	7.8120	7.8135
INDIA	RUPEE	10.8200	10.8700	10.8800	10.8900	10.9100
*IRELAND	POUND	115.15	114.24	114.40	113.60	113.35
ISRAEL	SHEKEL	172.860	177.440	178.140	178.900	180.940
ITALY	LIRA	1645.50	1661.00	1656.00	1667.00	1674.50
JAPAN	YEN	224.75	225.85	225.60	225.75	226.55
MALAYSIA	RINGGIT	2.2875	2.2895	2.2880	2.2900	2.2900
MEXICO	PESO	180.0000	180.0000	179.2500	179.7500	180.2500
NETHERLANDS	GUILDER	3.0030	3.0265	3.0235	3.0375	3.0500
*NEW ZEALAND	DOLLAR	65.500	65.600	65.620	65.580	65.450
NORWAY	KRONE	7.6150	7.6550	7.6575	7.6910	7.7030
PHILIPPINES	PESO	14.2500	14.2500	14.2500	14.2500	14.2500
PORTUGAL	ESCUDO	134.500	135.900	136.300	136.500	137.100
SINGAPORE	DOLLAR	2.0850	2.0865	2.0855	2.0565	2.0880
*SOUTH AFRICA	RAND	80.20	79.80	80.08	80.05	79.95
SOUTH KOREA	WON	797.60	797.40	798.40	798.40	798.60
SPAIN	PESETA	150.500	151.000	151.270	151.810	152.000
SRI LANKA	RUPEE	25.130	25.130	25.130	25.130	25.160
SWEDEN	KRONA	7.8850	7.9200	7.9200	7.9400	7.9650
SWITZERLAND	FRANC	2.1960	2.2175	2.2160	2.2262	2.2345
TAIWAN	DOLLAR	NA	39.700	39.690	39.680	39.680
THAILAND	BAHT	23.010	23.010	23.010	23.010	23.010
*UNITED KINGDOM	POUND	141.55	140.72	141.15	140.38	140.15
VENEZUELA	BOLIVAR	14.4500	14.4500	14.7000	14.6300	15.0000
MEMO:						
*UNITED STATES	DOLLAR	130.49	131.36	131.12	131.68	132.11

#INDEX OF WEIGHTED AVERAGE EXCHANGE VALUE OF U.S. DOLLAR AGAINST CURRENCIES OF OTHER G-11 COUNTRIES. MARCH 1973 = 100. WEIGHTS ARE 1972-76 GLOBAL TRADE OF EACH OF THE 10 COUNTRIES. SERIES REVISED AS OF AUGUST 1978. FOR DESCRIPTION AND EACH DATA, SEE "INDEX OF THE WEIGHTED-AVERAGE EXCHANGE VALUE OF THE U.S. DOLLAR: REVISION" ON PAGE 700 OF THE AUGUST 1978 FEDERAL RESERVE BULLETIN.

*VALUE IS U.S. CENTS