

(516/517)

DATA FILE
LIBRARY
FEDERAL RESERVE BANK
OF CHICAGO

LIBRARY
APR 25 1984
FEDERAL RESERVE
BANK OF CHICAGO

Selected Interest & Exchange Rates

Weekly Series of Charts

April 23, 1984

Prepared by the
FINANCIAL MARKETS
SECTION

DIVISION OF
INTERNATIONAL FINANCE

BOARD OF GOVERNORS
FEDERAL RESERVE SYSTEM
Washington, D.C. 20551

Table of Contents

TABLES

1. LATEST FIGURES PLOTTED
2. DAILY CERTIFIED SPOT EXCHANGE RATES-- H.10 RELEASE

CHARTS

1. SPOT EXCHANGE RATE INDICES
2. 3-MONTH FORWARD EXCHANGE RATES
3. GOLD PRICE--LONDON
4. CALL MONEY RATES
5. 3-MONTH INTEREST RATES
6. EURO-DOLLAR DEPOSIT RATES
7. SELECTED EURO-DOLLAR AND U.S. MONEY MARKET RATES
8. INTEREST ARBITRAGE: 3-MONTH FUNDS
9. LONG-TERM GOVERNMENT BOND YIELDS
10. INDUSTRIAL STOCK INDICES

SUBSCRIPTION RATES:

Weekly \$15.00 per year or \$.40 each in the United States, its possessions, Canada, and Mexico; 10 or more of the same issue to one address, \$13.50 per year or \$.35 each. Elsewhere, \$20.00 per year or \$.50 each. Address requests to Publications Services, Division of Administrative Services, and make payment remittance payable to the order of the Board of Governors of the Federal Reserve System in a form collectible at par in U.S. Currency.

SPOT EXCHANGE INDICES

DOLLAR PRICES OF FOREIGN CURRENCIES AND WEIGHTED AVERAGE VALUES (THIN LINE)
AVERAGES FOR WEEK ENDING WEDNESDAY

RATIO SCALE
MARCH 1973=100

RATIO SCALE
MARCH 1973=100

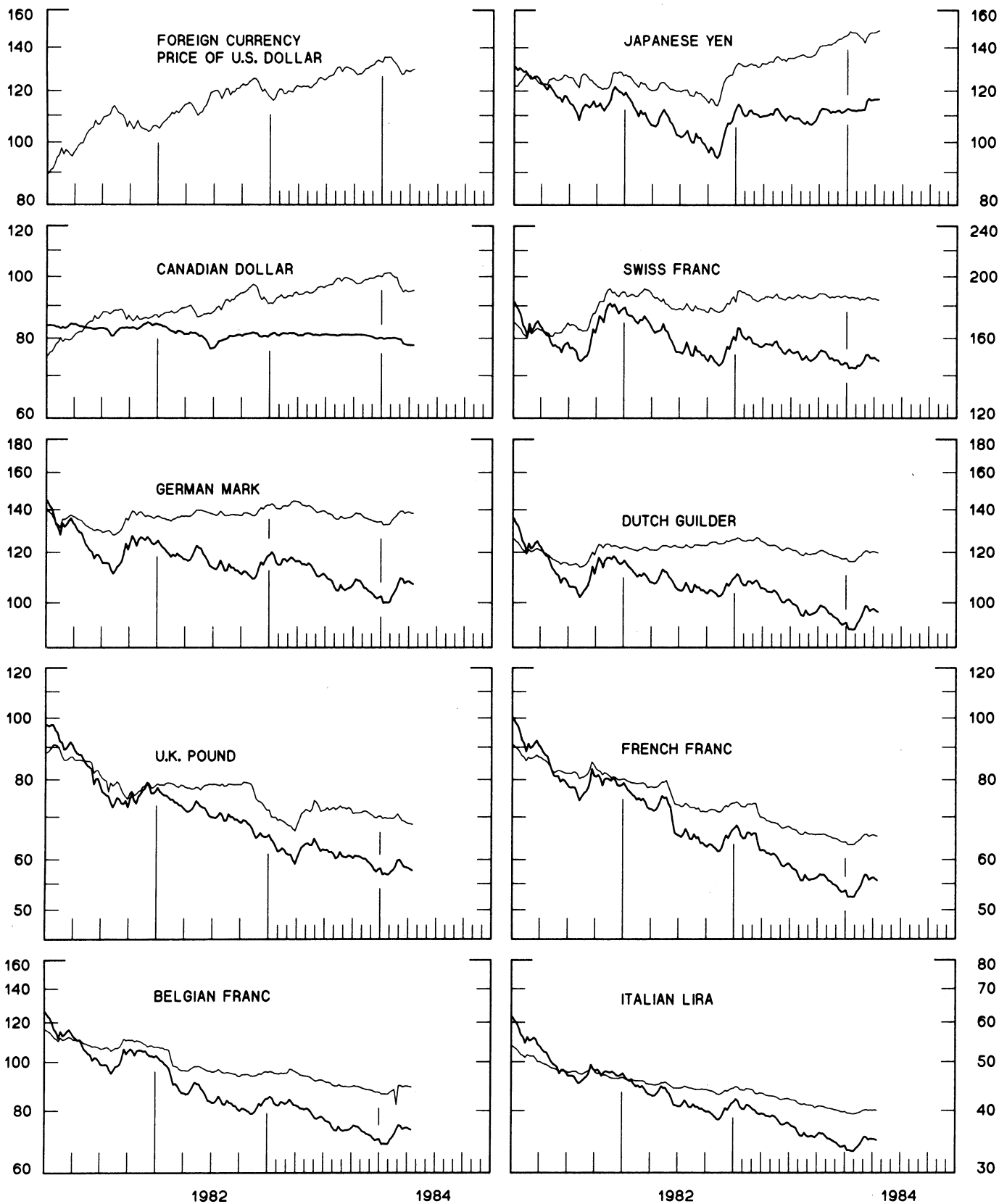


CHART 2
3-MONTH FORWARD EXCHANGE RATES

PREMIUM (+) OR (-)
 AVERAGES FOR WEEK ENDING WEDNESDAY

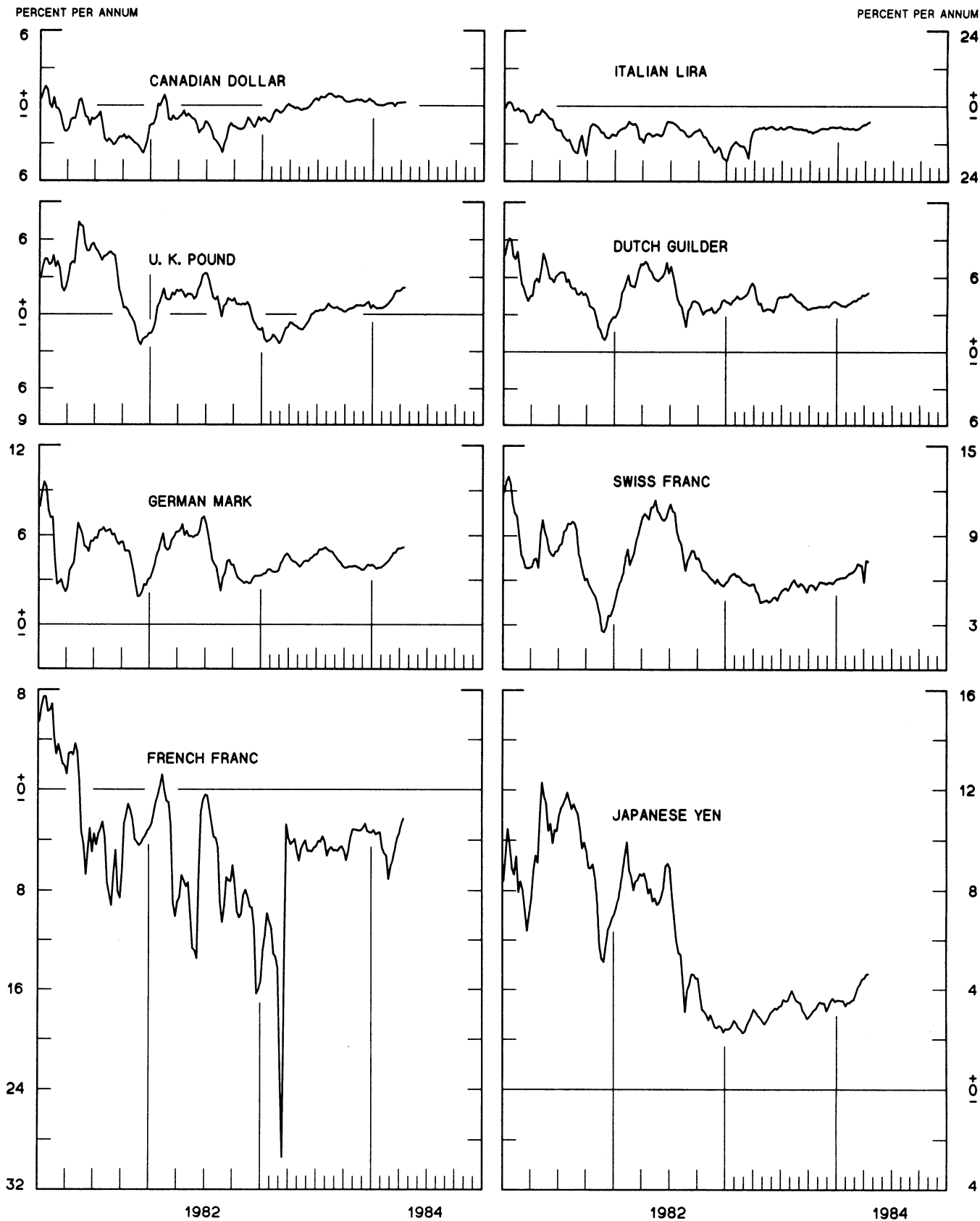


CHART 3
PRICE OF GOLD IN LONDON
AVERAGES FOR WEEK ENDING WEDNESDAY

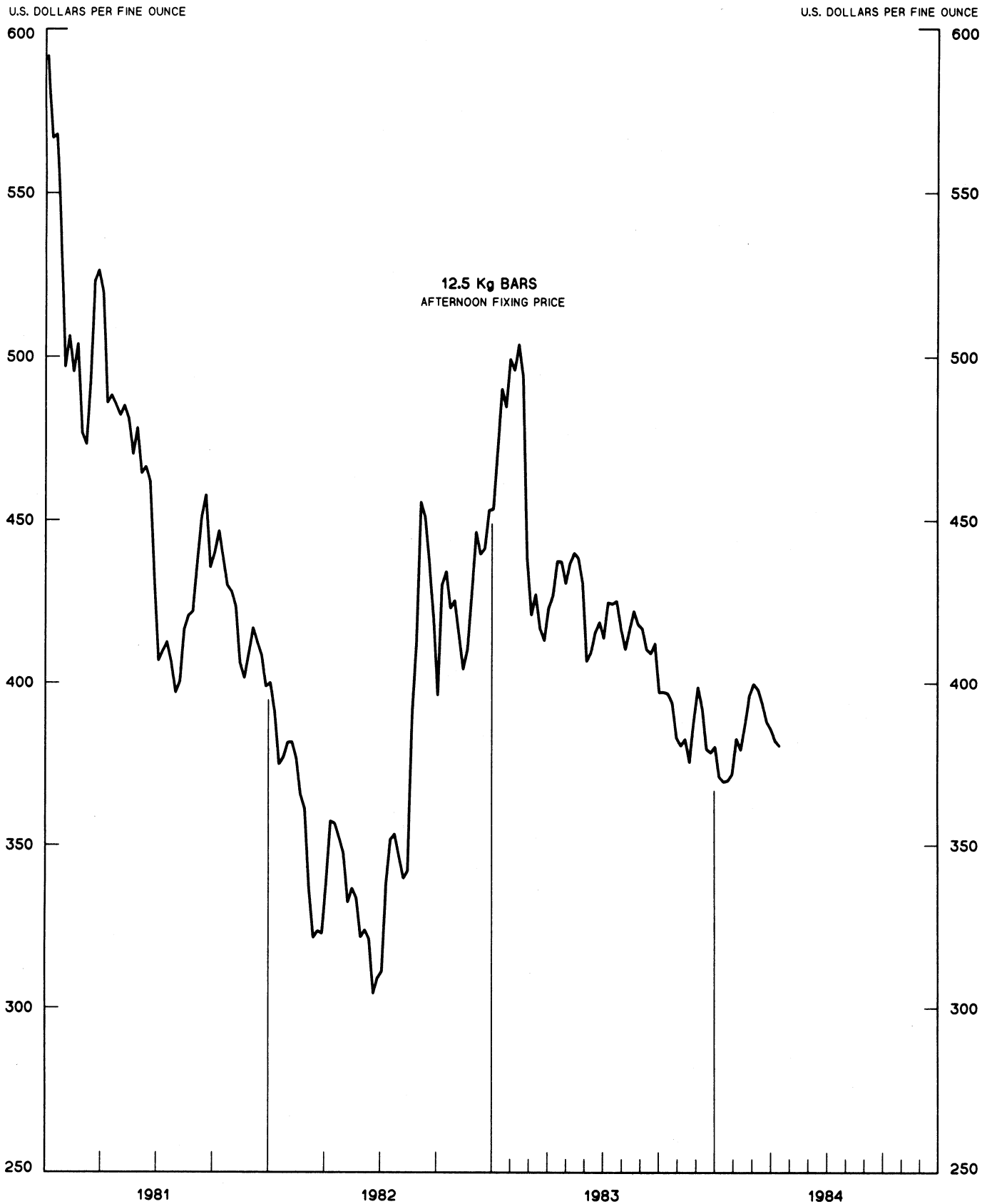
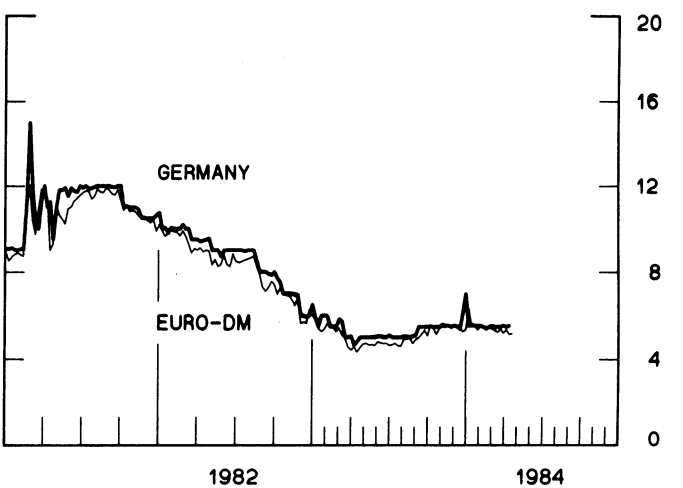
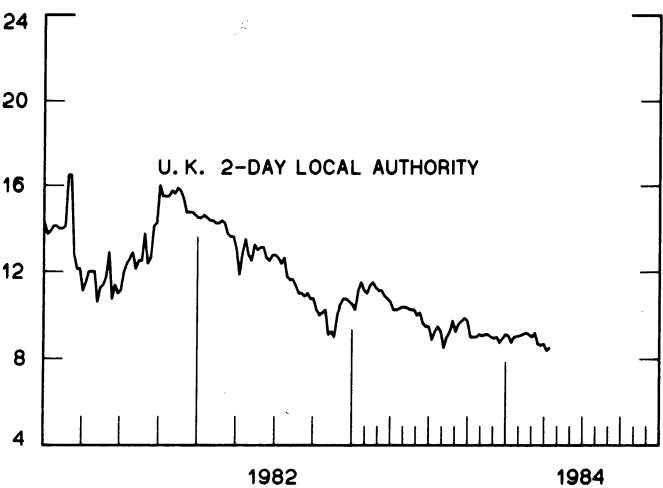
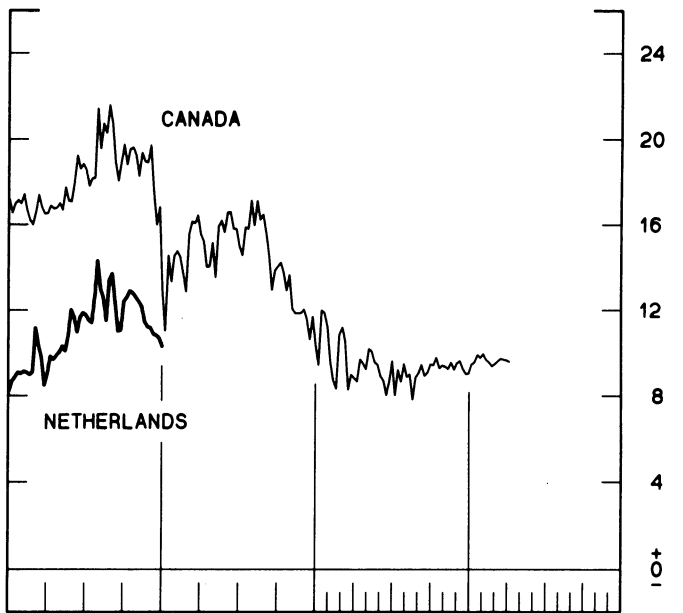
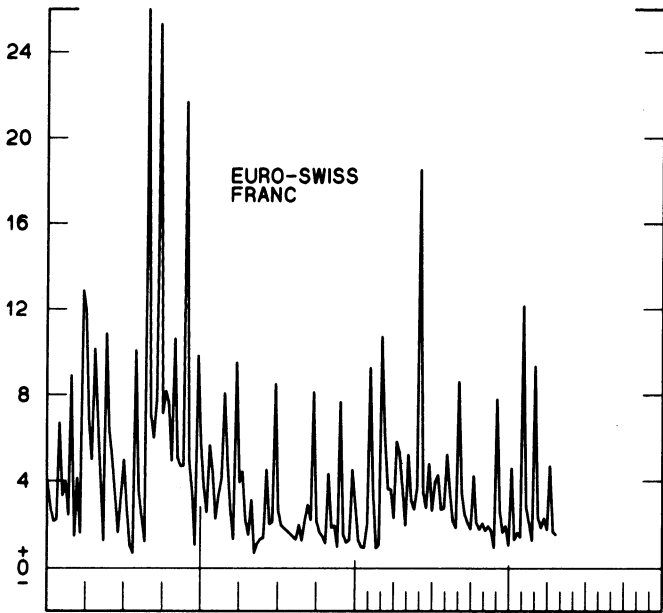
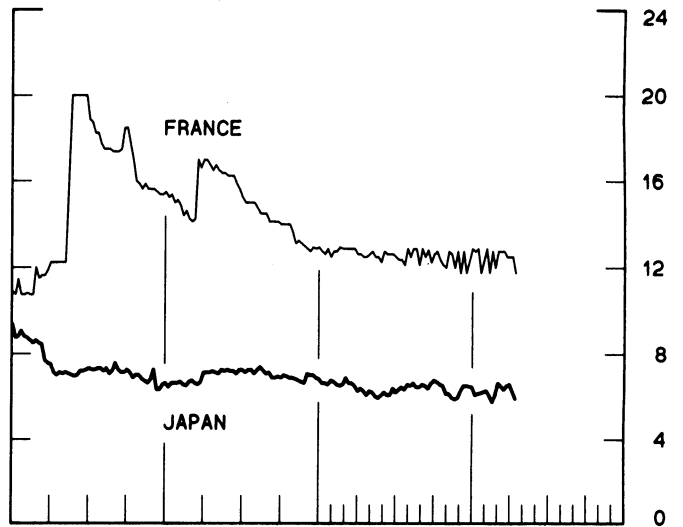
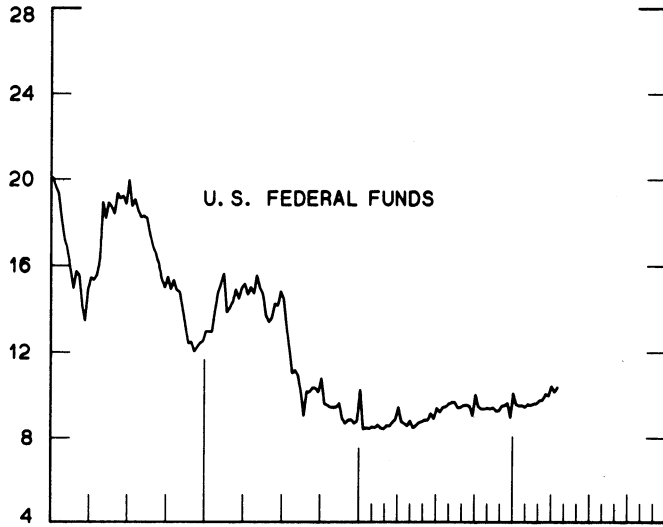


CHART 4
CALL MONEY RATES
 WEEKLY SERIES

PERCENT PER ANNUM

PERCENT PER ANNUM



1982

1984

1982

1984

CHART 5
3-MONTH INTEREST RATES
 WEEKLY SERIES

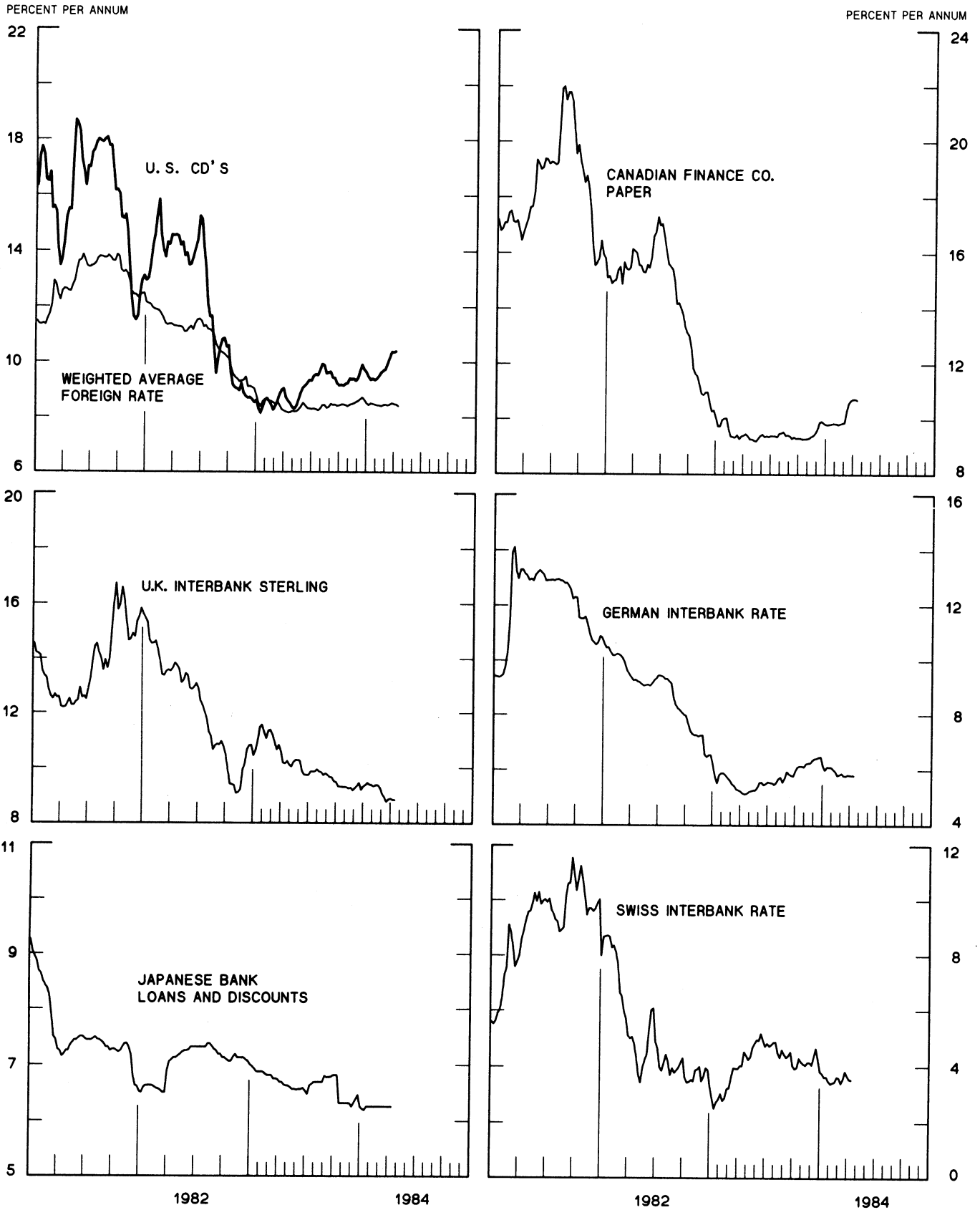
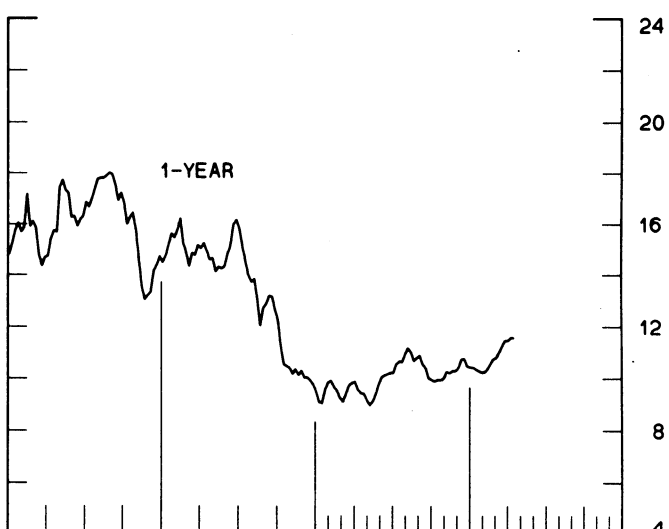
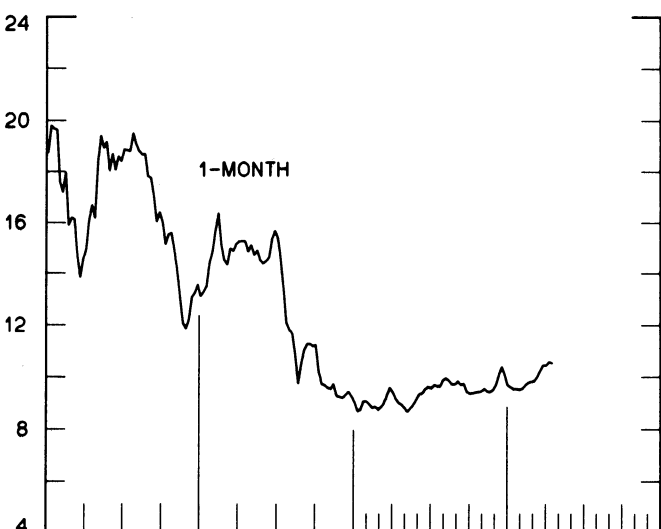
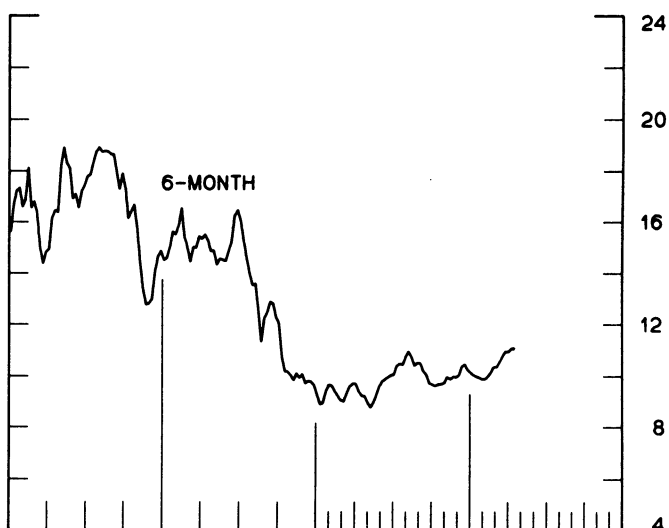
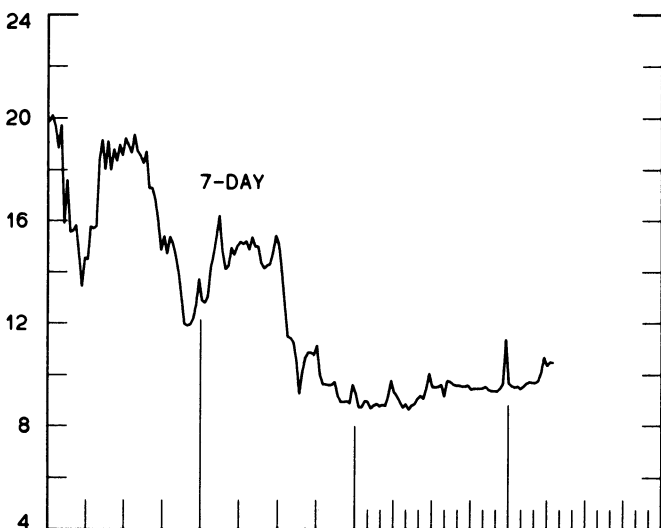
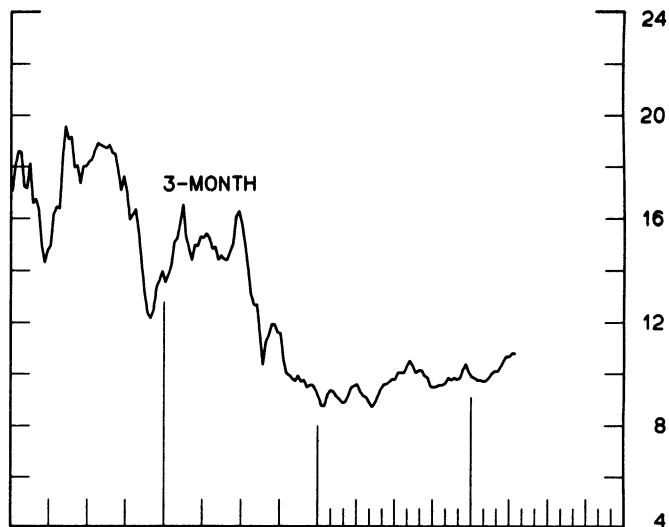
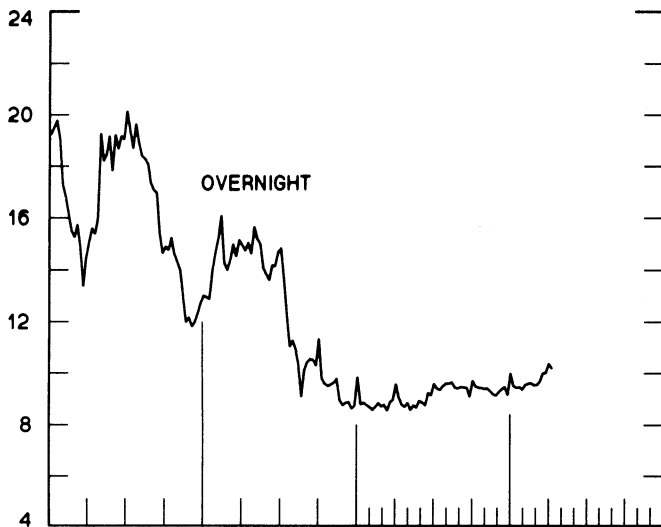


CHART 6
 EURO-DOLLAR DEPOSIT RATES LONDON
 AVERAGES FOR WEEK ENDING WEDNESDAY

PERCENT PER ANNUM

PERCENT PER ANNUM



1982

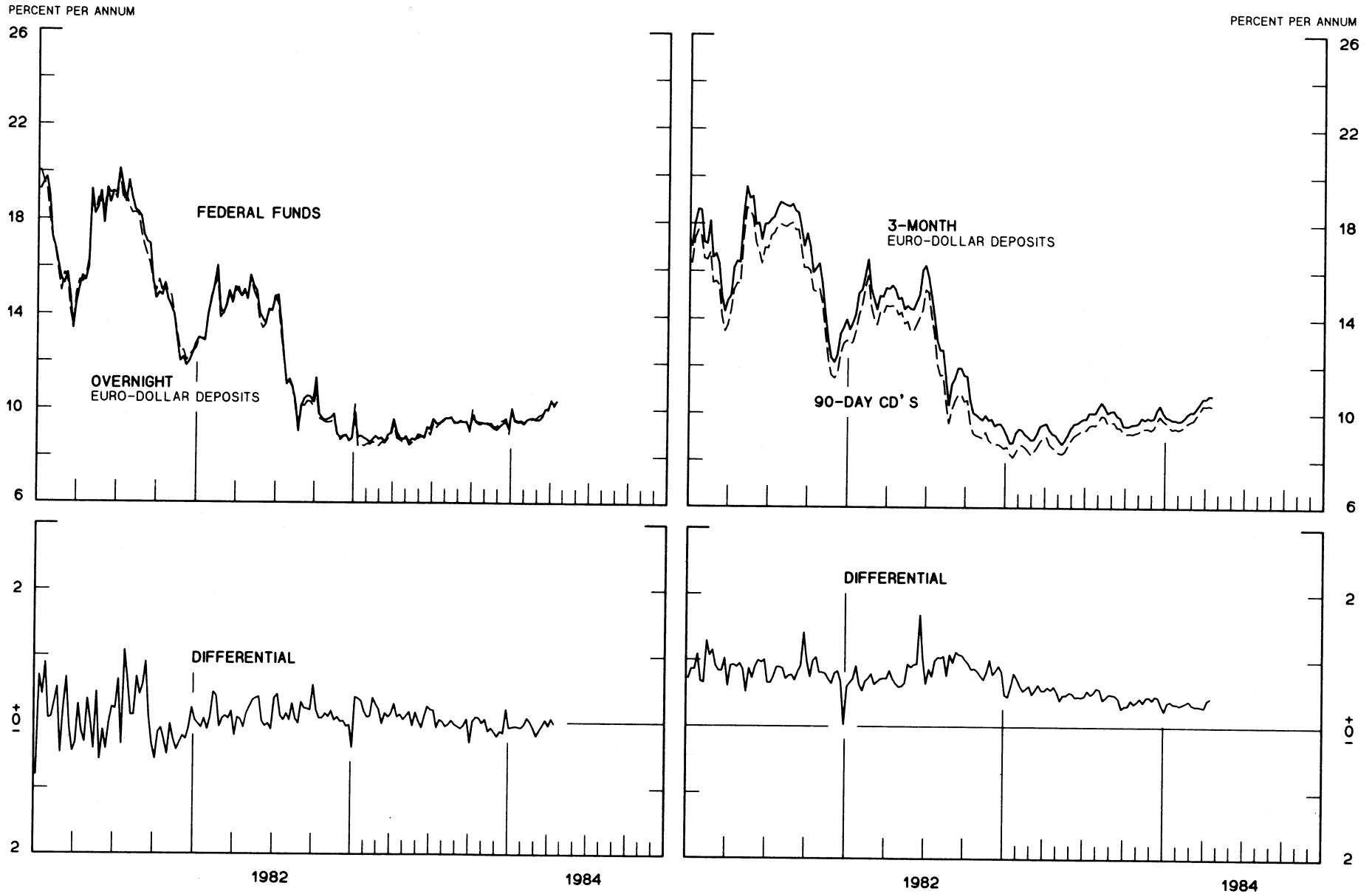
1984

1982

1984

SELECTED EURO-DOLLAR AND U. S. MONEY MARKET RATES

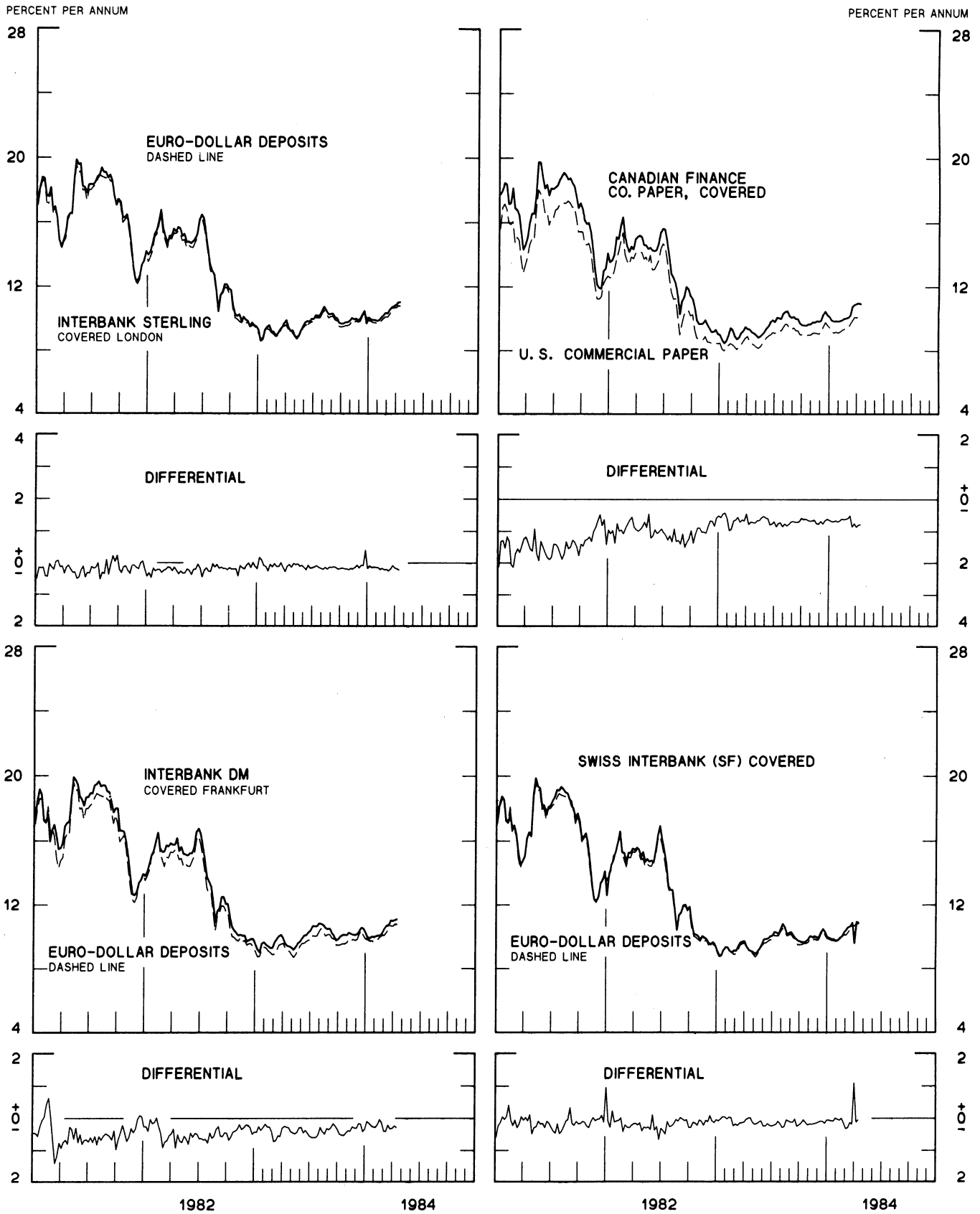
DIFFERENTIAL: PLUS(+), FAVORS BORROWING IN U. S.
AVERAGES FOR WEEK ENDING WEDNESDAY



1 PERCENT ON DIFFERENTIAL SCALE = 2 PERCENT ON RATE SCALE

INTEREST ARBITRAGE: 3-MONTH FUNDS

DIFFERENTIAL: PLUS(+), INDICATES FAVOR DOLLAR ASSETS
AVERAGES FOR WEEK ENDING WEDNESDAY



1 PERCENT ON DIFFERENTIAL SCALE = 2 PERCENT ON RATE SCALE

CHART 9
LONG-TERM GOVERNMENT BOND YIELDS
 WEEKLY SERIES

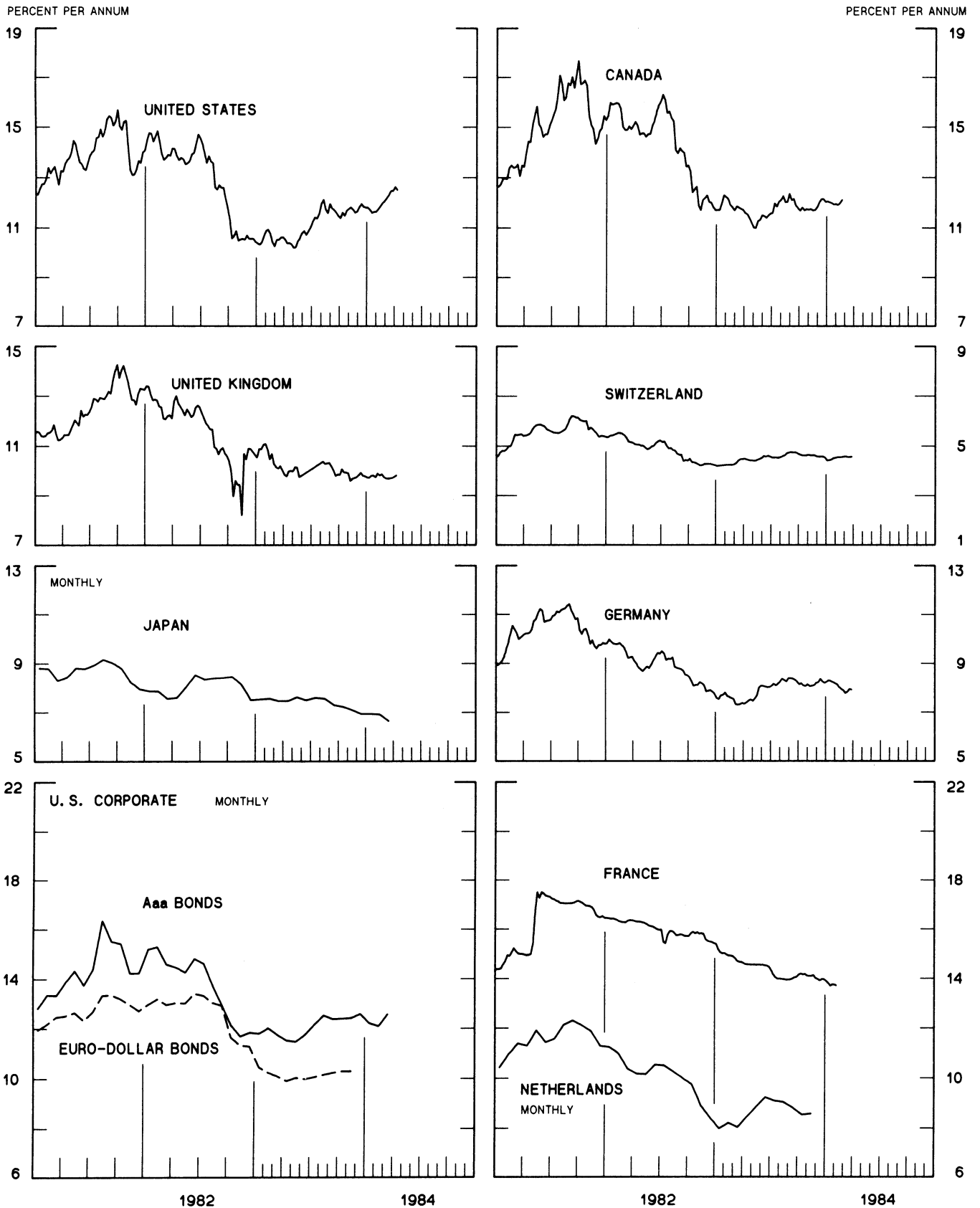
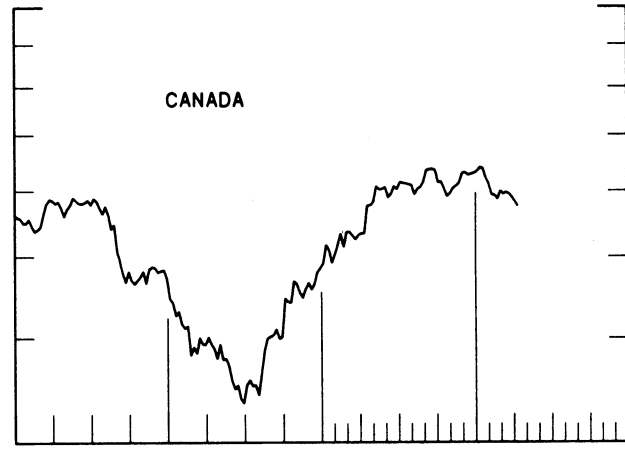
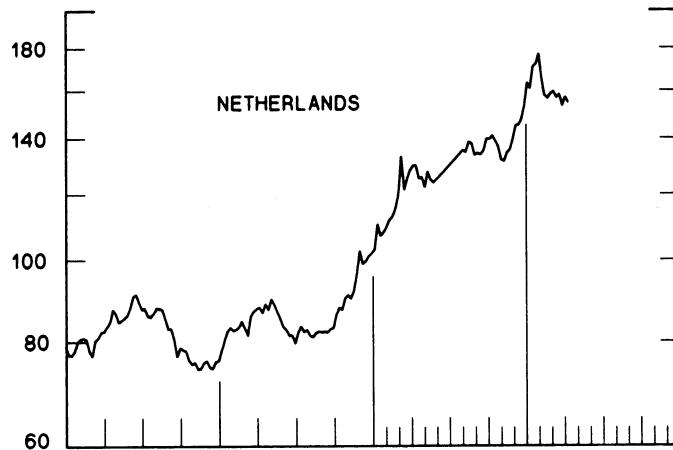
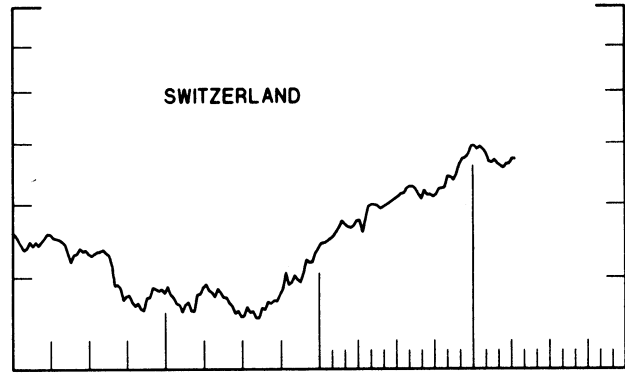
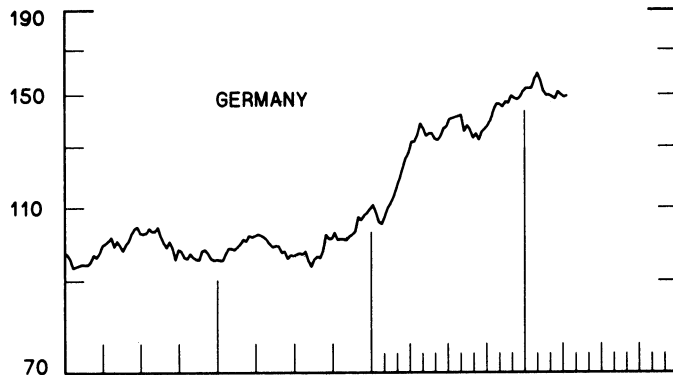
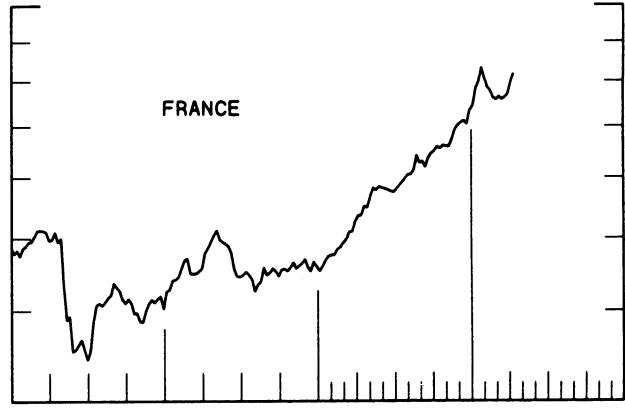
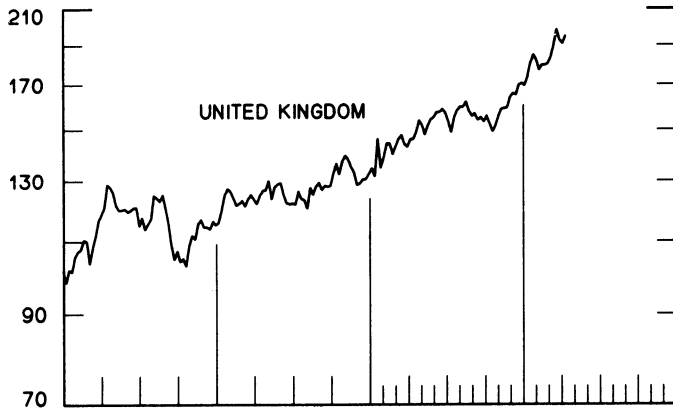
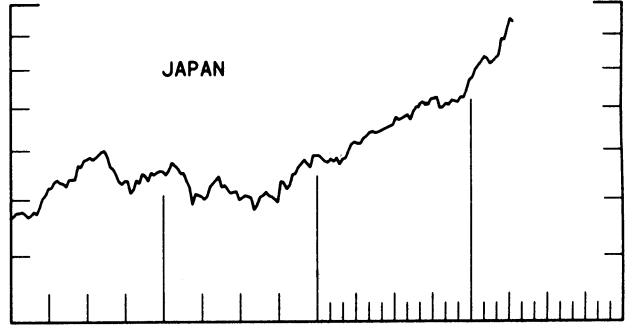
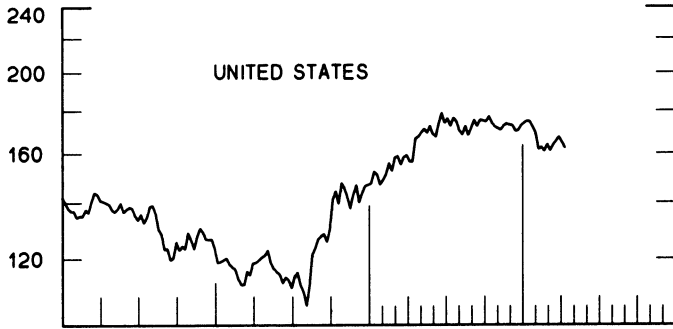


CHART 10
INDUSTRIAL STOCK INDICES
 WEEKLY SERIES

RATIO SCALE
 1969=100

RATIO SCALE
 1969=100



1982

1984

1982

1984

SERIES NAME

LAST VALUE PLCTED
DATE VALUE

CHART 1. SPOT EXCHANGE RATES AND INDICES

WEEKLY AVERAGES, NCGN BUYING RATES (U.S. CENTS)

GERMAN MARK	APRIL 18	37.98
JAPANESE YEN	APRIL 18	0.44481
DUTCH GUILDER	APRIL 18	33.65
U.K. POUND	APRIL 18	142.40
CANADIAN DOLLAR	APRIL 18	78.15
FRENCH FRANC	APRIL 18	12.34
SWISS FRANC	APRIL 18	45.80
BELGIAN FRANC	APRIL 18	1.85751
ITALIAN LIRA	APRIL 18	0.06137
SWEDISH KRONA	APRIL 18	12.79

INDICES, MARCH 1973 BASE RATES = 100

GERMAN MARK	APRIL 18	106.83
JAPANESE YEN	APRIL 18	116.47
DUTCH GUILDER	APRIL 18	96.60
U.K. POUND	APRIL 18	57.59
CANADIAN DOLLAR	APRIL 18	77.89
FRENCH FRANC	APRIL 18	55.59
SWISS FRANC	APRIL 18	147.33
BELGIAN FRANC	APRIL 18	73.20
ITALIAN LIRA	APRIL 18	34.86

WEIGHTED AVERAGE EXCHANGE VALUE INDICES, MAR 1973 = 100
(G-10 COUNTRIES PLUS SWITZERLAND)

U.S. DOLLAR	APRIL 18	129.56
GERMAN MARK	APRIL 18	138.10
JAPANESE YEN	APRIL 18	149.02
DUTCH GUILDER	APRIL 18	119.84
U.K. POUND	APRIL 18	68.11
CANADIAN DOLLAR	APRIL 18	95.16
FRENCH FRANC	APRIL 18	65.22
SWISS FRANC	APRIL 18	183.74
BELGIAN FRANC	APRIL 18	89.23
ITALIAN LIRA	APRIL 18	40.04
SWEDISH KRONA	APRIL 18	68.56

CHART 2. 3-MONTH FORWARD EXCHANGE RATES, PREMIUM OR DISCOUNT

CANADIAN DOLLAR	APRIL 18	0.23
U.K. POUND	APRIL 18	2.13
GERMAN MARK	APRIL 18	5.20
FRENCH FRANC	APRIL 18	-2.29
SWISS FRANC	APRIL 18	7.25
DUTCH GUILDER	APRIL 18	4.75
JAPANESE YEN	APRIL 18	4.63
ITALIAN LIRA	APRIL 18	-5.05

SERIES NAME	LAST VALUE PLOTTED	
	DATE	VALUE
CHART 3. GOLD PRICE IN LONDON, AFTERNOON FIXING		
U.S. DOLLARS PER FINE UNCE	APRIL 18	380.39
CHART 4. CALL MONEY RATES		
U.S. FEDERAL FUNDS	APRIL 18	10.37
OVERNIGHT EURO-DOLLAR DEPOSITS	APRIL 18	10.35
U.K.	APRIL 13	8.50
CANADA	APRIL 6	9.61
GERMANY	APRIL 13	5.55
EURO-DM	APRIL 20	5.20
JAPAN	APRIL 13	5.88
FRANCE	APRIL 13	11.75
NETHERLANDS	JAN. 1	10.30
EURO-SWISS FRANC	APRIL 20	1.52
CHART 5. 3-MONTH INTEREST RATES		
U.S. 90-DAY CD'S, SECONDARY MARKET	APRIL 18	10.35
GERMAN INTERBANK LOAN	APRIL 18	5.80
JAPANESE BANK LOANS & DISCOUNTS	APRIL 18	6.25
CANADIAN FINANCE PAPER	APRIL 18	10.70
INTERBANK STEELING	APRIL 18	8.84
SWISS INTERBANK LOAN	APRIL 18	3.52
WEIGHTED AVERAGE FOREIGN INTEREST RATE (G-10 COUNTRIES PLUS SWITZERLAND)	APRIL 18	8.40
CHART 6. EURO-DOLLAR DEPOSIT RATES: LONDON		
OVERNIGHT	APRIL 18	10.35
7-DAY	APRIL 18	10.48
1-MONTH	APRIL 18	10.54
3-MONTH	APRIL 18	10.79
6-MONTH	APRIL 18	11.08
1-YEAR	APRIL 18	11.56
CHART 7. SELECTED EURO-DOLLAR AND U.S. MONEY MARKET RATES		
OVERNIGHT EURO-DOLLAR DEPOSITS	APRIL 18	10.35
U.S. FEDERAL FUNDS	APRIL 18	10.37
DIFFERENTIAL ADJ. FOR RESERVE REQUIREMENTS	APRIL 18	-0.02
3-MONTH EURO-DOLLAR DEPOSIT RATE	APRIL 18	10.79
U.S. 90-DAY CD'S, SECONDARY MARKET	APRIL 18	10.35
DIFFERENTIAL	APRIL 18	0.44

SERIES NAME

LAST VALUE PLOTTED
DATE VALUE

CHART 8. INTEREST ARBITRAGE, 3-MONTH FUNDS

EURO-DOLLAR DEPOSIT	APRIL 18	10.79
INTERBANK STERLING (LONDON), COVERED	APRIL 18	11.01
DIFFERENTIAL	APRIL 18	-0.23
U.S. COMMERCIAL PAPER	APRIL 18	10.14
CANADIAN FINANCE PAPER, COVERED	APRIL 18	10.93
DIFFERENTIAL	APRIL 18	-0.79
EURO-DOLLAR DEPOSIT	APRIL 18	10.79
INTERBANK DM (FRANKFURT), COVERED	APRIL 18	11.07
DIFFERENTIAL	APRIL 18	-0.29
EURO-DOLLAR DEPOSIT	APRIL 18	10.79
SWISS INTERBANK, COVERED	APRIL 18	10.84
DIFFERENTIAL	APRIL 18	-0.05

CHART 9. LONG TERM GOVERNMENT BOND YIELDS

UNITED STATES	APRIL 13	12.49
GERMANY	MARCH 30	7.90
JAPAN (MONTHLY)	MARCH	6.64
SWITZERLAND	MARCH 30	4.56
CANADA	FEB. 24	12.10
FRANCE	FEB. 10	13.71
NETHERLANDS (MONTHLY)	NOV.	8.57
UNITED KINGDOM	APRIL 13	9.81

U.S. CORPORATE

AAA BONDS	MARCH	12.57
EURO-DOLLAR BONDS	NOV.	10.29

CHART 10. STOCK INDICES

UNITED STATES	APRIL 11	162.15
UNITED KINGDOM	APRIL 11	194.81
CANADA	APRIL 11	229.76
GERMANY	APRIL 11	149.37
SWITZERLAND	APRIL 11	124.39
NETHERLANDS	APRIL 11	154.46
FRANCE	APRIL 11	173.27
JAPAN	APRIL 11	227.73

FEDERAL RESERVE statistical release



H.10 (512)

APRIL 23, 1984

FOREIGN EXCHANGE RATES

FOR THE WEEK ENDING APRIL 20, 1984

The Board of Governors of the Federal Reserve System is advised that the Federal Reserve Bank of New York has certified for customs purposes the following noon buying rates in New York City for cable transfers payable in foreign currencies:

COUNTRY	MONETARY UNIT	(CURRENCY UNITS PER DOLLAR)				
		APR. 16	APR. 17	APR. 18	APR. 19	APR. 20
*AUSTRALIA	DOLLAR	91.75	92.08	92.22	92.21	92.25
AUSTRIA	SCHILLING	18.548	18.583	18.635	18.738	18.770
BELGIUM	FRANC	53.910	53.990	54.030	54.370	54.450
BRAZIL	CRUZEIRO	1395.00	1395.00	1395.00	1415.00	1415.00
CANADA	DOLLAR	1.2804	1.2799	1.2805	1.2813	1.2809
CHINA, P. R.	YUAN	2.0846	2.0846	2.0846	2.0846	2.1055
DENMARK	KRONE	9.6900	9.7125	9.7300	9.7950	9.8050
FINLAND	MARKKA	5.6415	5.6380	5.6465	5.6410	5.6500
FRANCE	FRANC	8.1150	8.1340	8.1450	8.1810	8.1950
GERMANY	D. MARK	2.6350	2.6420	2.6460	2.6600	2.6660
GREECE	DRACHMA	104.670	104.750	105.000	105.050	105.770
HONG KONG	DOLLAR	7.8090	7.8100	7.8040	7.8110	7.8090
INDIA	RUPEE	10.8200	10.8200	10.8100	10.8200	10.8200
*IRELAND	POUND	116.20	115.90	115.73	115.10	115.00
ISRAEL	SHEKEL	170.690	170.690	172.100	170.860	172.860
ITALY	LIRA	1631.00	1634.00	1634.00	1645.00	1649.00
JAPAN	YEN	225.42	225.05	224.80	225.10	225.10
MALAYSIA	RINGGIT	2.2890	2.2900	2.2875	2.2905	2.2880
MEXICO	PESO	180.7500	180.2500	180.2500	179.5500	179.5500
NETHERLANDS	GUILDER	2.9740	2.9800	2.9870	3.0005	3.0055
*NEW ZEALAND	DOLLAR	65.800	65.850	65.880	65.400	65.300
NORWAY	KRONE	7.5850	7.6050	7.5900	7.6375	7.6200
PHILIPPINES	PESO	14.2500	14.2500	14.2500	14.2500	14.2500
PORTUGAL	ESCUDO	134.200	134.200	134.500	134.600	134.500
SINGAPORE	DOLLAR	2.0860	2.0850	2.0850	2.0860	2.0865
*SOUTH AFRICA	RAND	80.25	80.25	80.00	79.90	80.10
SOUTH KOREA	WON	796.00	797.00	796.00	796.40	797.20
SPAIN	PESETA	150.010	149.570	149.650	149.250	150.400
SRI LANKA	RUPEE	25.130	25.130	25.130	25.130	25.130
SWEDEN	KRONA	7.8300	7.8450	7.8450	7.8925	7.8900
SWITZERLAND	FRANC	2.1868	2.1930	2.1903	2.2020	2.2020
TAIWAN	DOLLAR	39.780	39.760	39.750	39.740	39.730
THAILAND	BAHT	23.010	23.010	23.010	23.010	23.010
*UNITED KINGDOM	POUND	142.15	142.11	141.92	141.77	141.60
VENEZUELA	BOLIVAR	14.3600	14.3600	14.3600	14.3600	14.4500
MEMO:						
*UNITED STATES	DOLLAR	129.71	129.88	129.97	130.48	130.64

*INDEX OF WEIGHTED AVERAGE EXCHANGE VALUE OF U.S. DOLLAR AGAINST CURRENCIES OF OTHER G-11 COUNTRIES. MARCH 1973 = 100. WEIGHTS ARE 1972-76 GLOBAL TRADE OF EACH OF THE 10 COUNTRIES. SERIES REVISED AS OF AUGUST 1978. FOR DESCRIPTION AND BACK DATA, SEE "INDEX OF THE WEIGHTED-AVERAGE EXCHANGE VALUE OF THE U.S. DOLLAR: REVISION" ON PAGE 700 OF THE AUGUST 1978 FEDERAL RESERVE BULLETIN.

*VALUE IS U.S. CENTS