

(516/517)

**DATA FILE  
LIBRARY  
FEDERAL RESERVE BANK  
OF CHICAGO**

**LIBRARY  
APR 18 1984  
FEDERAL RESERVE  
BANK OF CHICAGO**

# **Selected Interest & Exchange Rates**

## **Weekly Series of Charts**

**April 16, 1984**

**Prepared by the  
FINANCIAL MARKETS  
SECTION**

**DIVISION OF  
INTERNATIONAL FINANCE**

**BOARD OF GOVERNORS  
FEDERAL RESERVE SYSTEM  
Washington, D.C. 20551**

---

# Table of Contents

## **TABLES**

1. LATEST FIGURES PLOTTED
2. DAILY CERTIFIED SPOT EXCHANGE RATES--  
H.10 RELEASE

## **CHARTS**

1. SPOT EXCHANGE RATE INDICES
2. 3-MONTH FORWARD EXCHANGE RATES
3. GOLD PRICE--LONDON
4. CALL MONEY RATES
5. 3-MONTH INTEREST RATES
6. EURO-DOLLAR DEPOSIT RATES
7. SELECTED EURO-DOLLAR AND U.S. MONEY MARKET RATES
8. INTEREST ARBITRAGE: 3-MONTH FUNDS
9. LONG-TERM GOVERNMENT BOND YIELDS
10. INDUSTRIAL STOCK INDICES

## **SUBSCRIPTION RATES:**

Weekly \$15.00 per year or \$.40 each in the United States, its possessions, Canada, and Mexico; 10 or more of the same issue to one address, \$13.50 per year or \$.35 each. Elsewhere, \$20.00 per year or \$.50 each. Address requests to Publications Services, Division of Administrative Services, and make payment remittance payable to the order of the Board of Governors of the Federal Reserve System in a form collectible at par in U.S. Currency.

CHART 1

# SPOT EXCHANGE INDICES

DOLLAR PRICES OF FOREIGN CURRENCIES AND WEIGHTED AVERAGE VALUES (THIN LINE)  
AVERAGES FOR WEEK ENDING WEDNESDAY

RATIO SCALE  
MARCH 1973=100

RATIO SCALE  
MARCH 1973=100

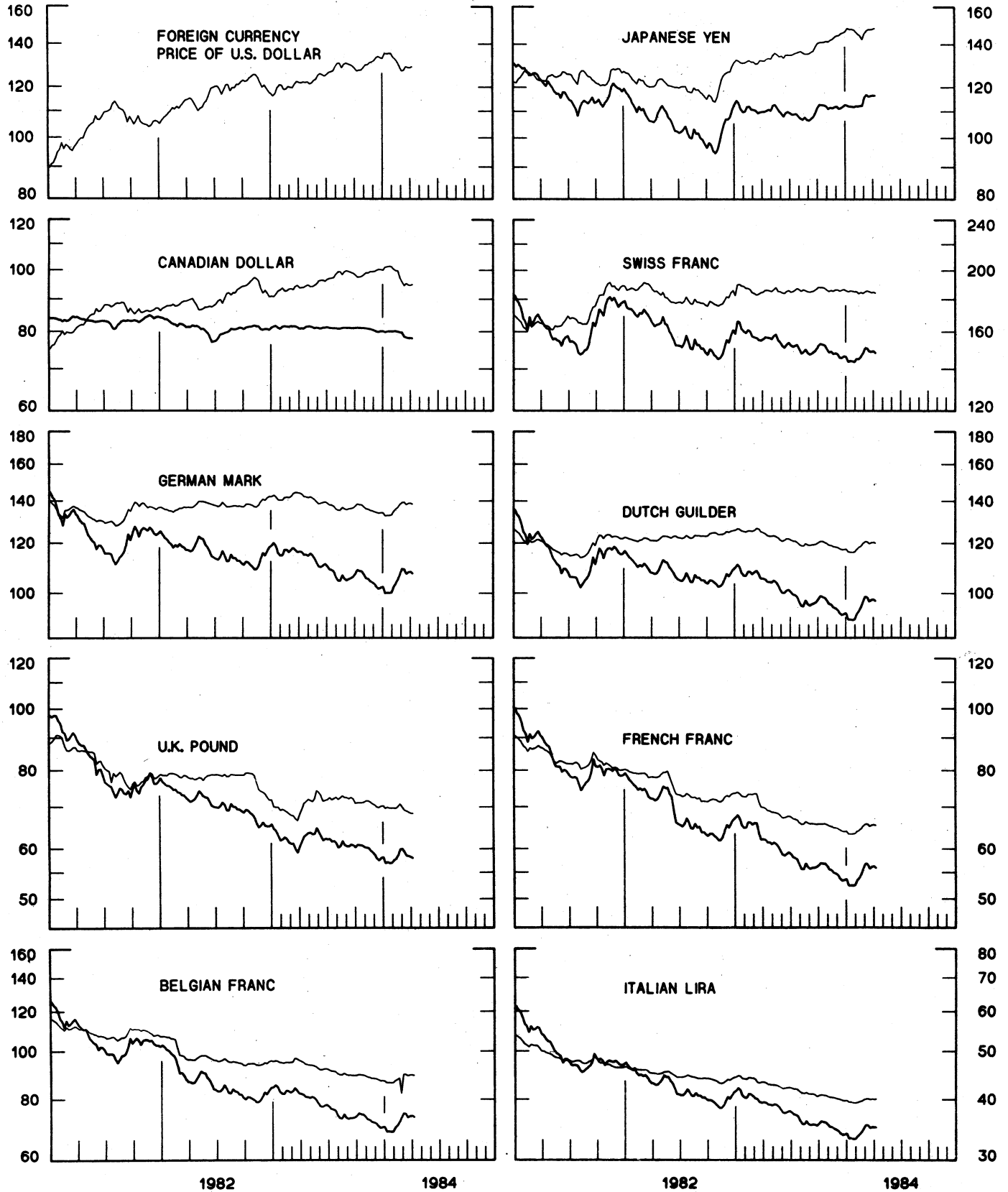
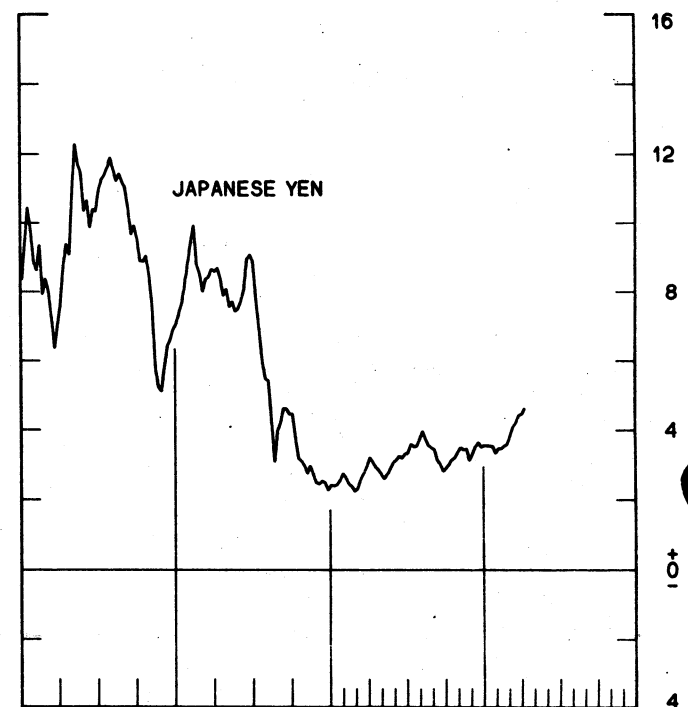
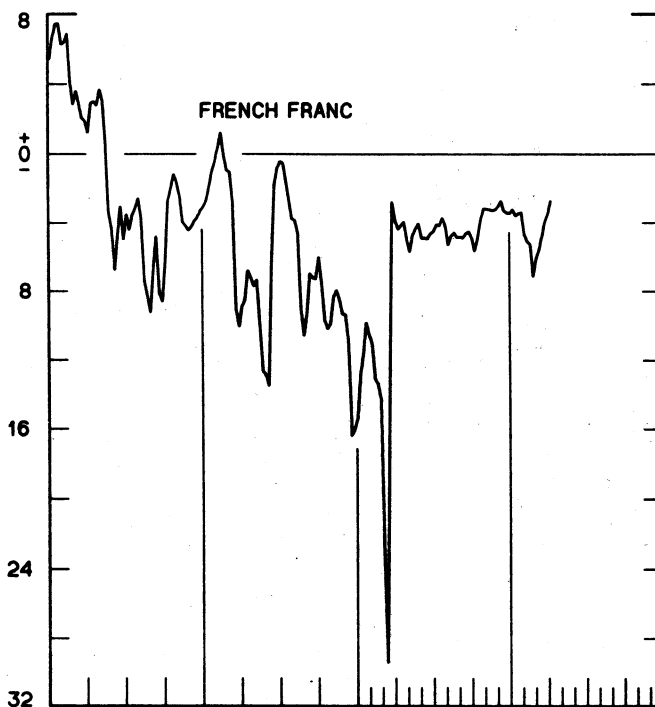
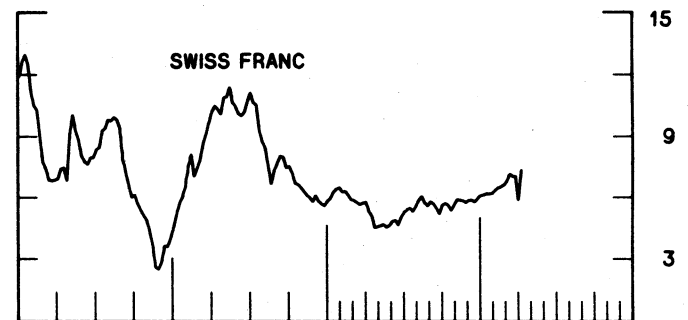
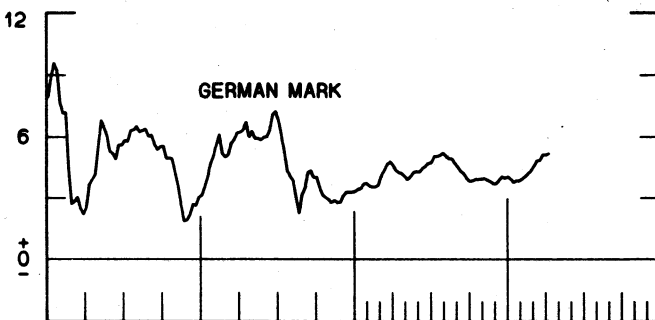
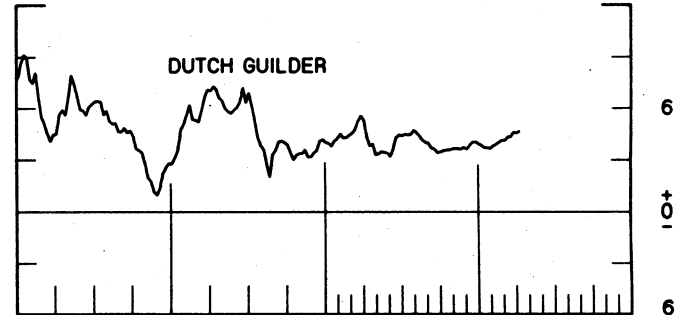
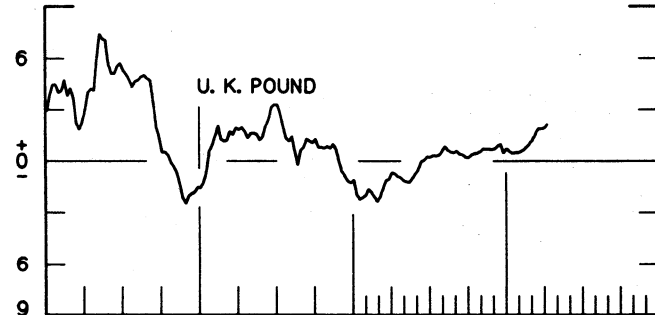

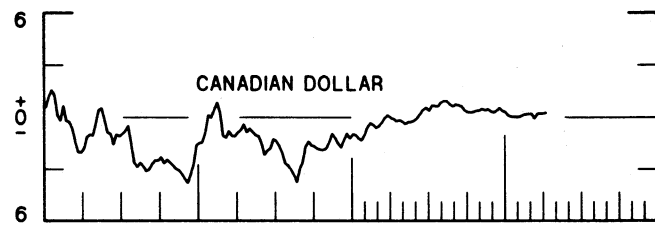


CHART 2  
**3-MONTH FORWARD EXCHANGE RATES**

PREMIUM (+) OR (-)  
 AVERAGES FOR WEEK ENDING WEDNESDAY

PERCENT PER ANNUM

PERCENT PER ANNUM



1982

1984

1982

1984

CHART 3  
PRICE OF GOLD IN LONDON  
AVERAGES FOR WEEK ENDING WEDNESDAY

U.S. DOLLARS PER FINE OUNCE

U.S. DOLLARS PER FINE OUNCE

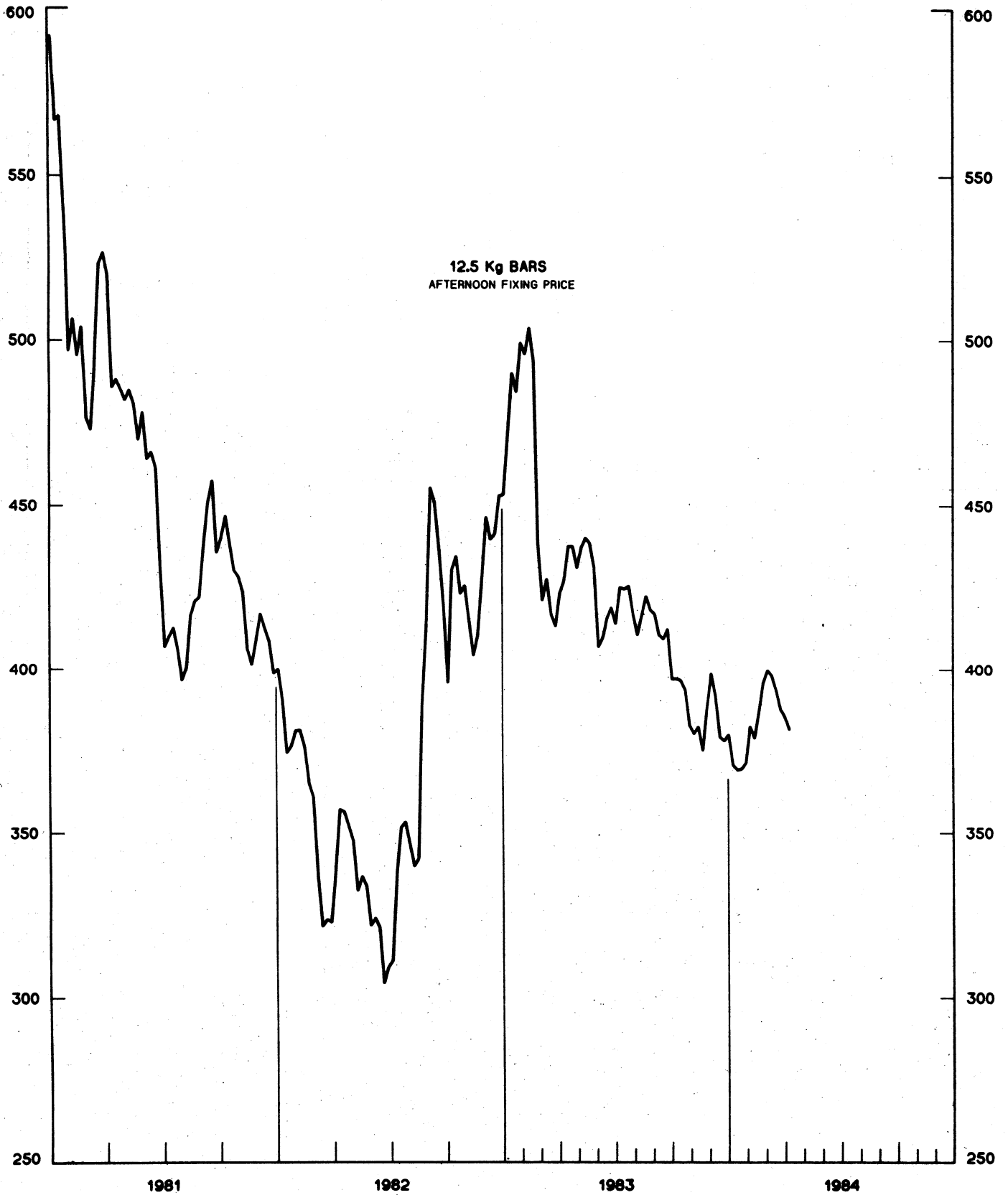
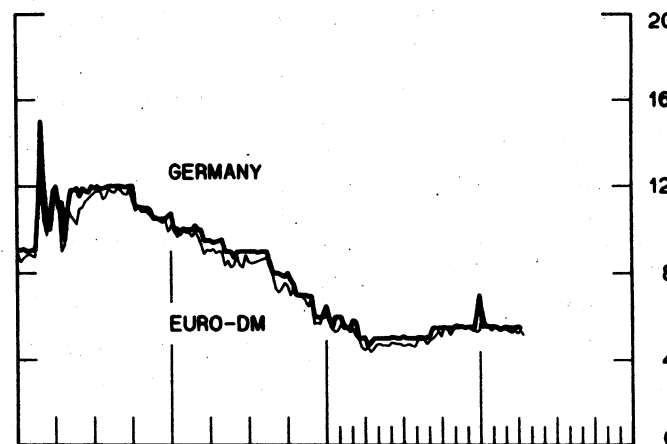
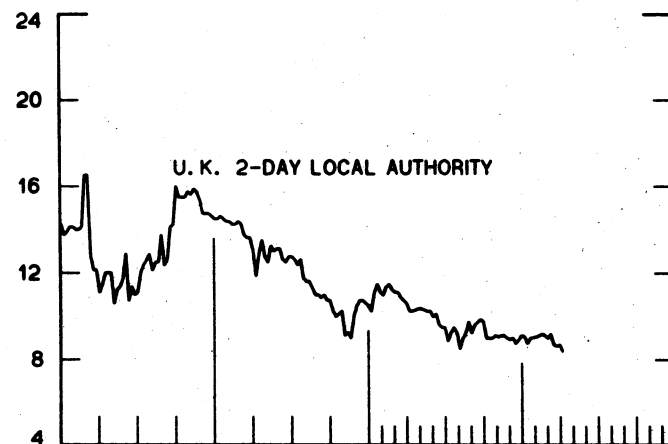
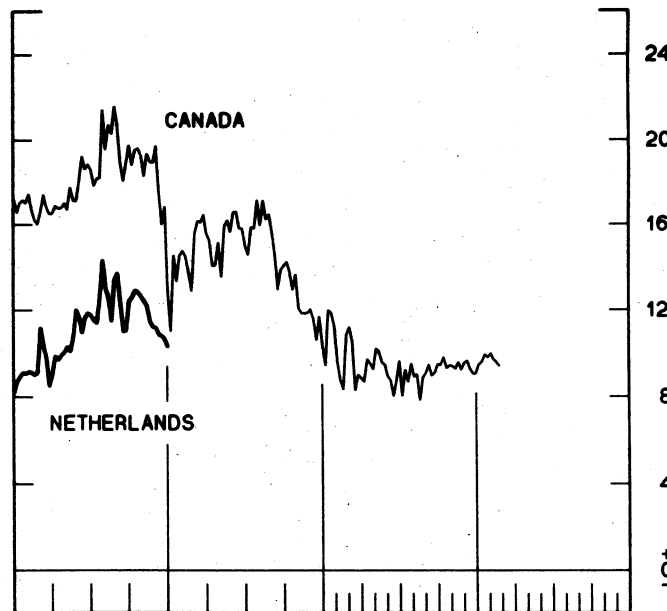
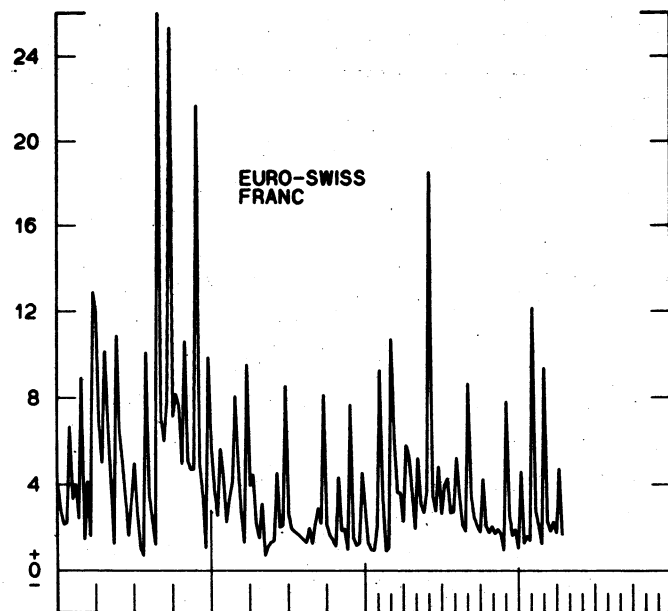
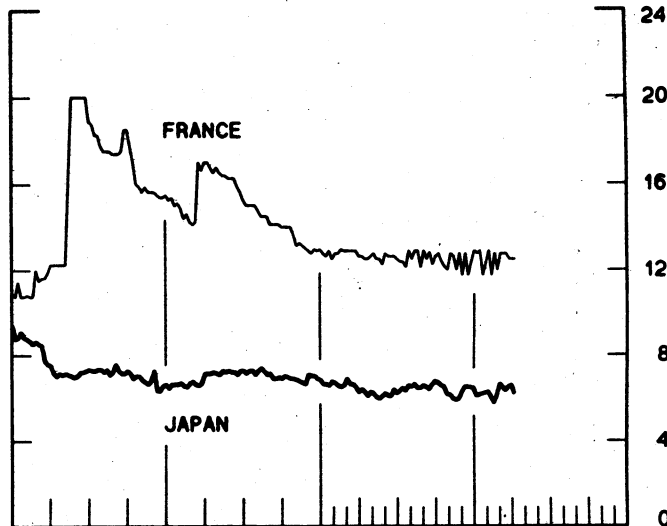
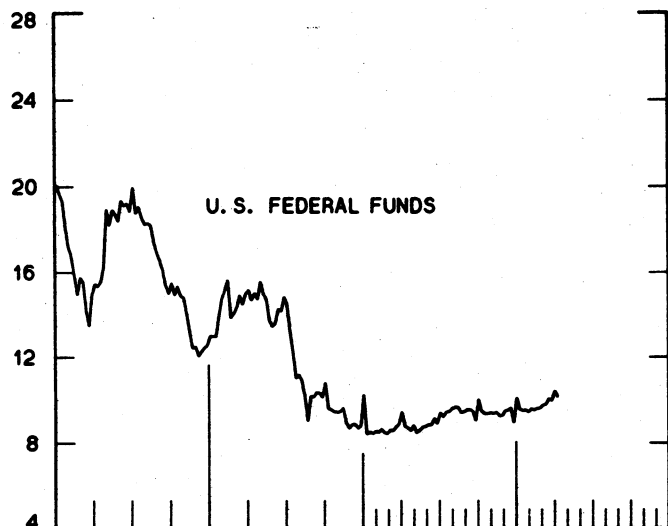


CHART 4  
**CALL MONEY RATES**  
 WEEKLY SERIES

PERCENT PER ANNUM

PERCENT PER ANNUM



1982

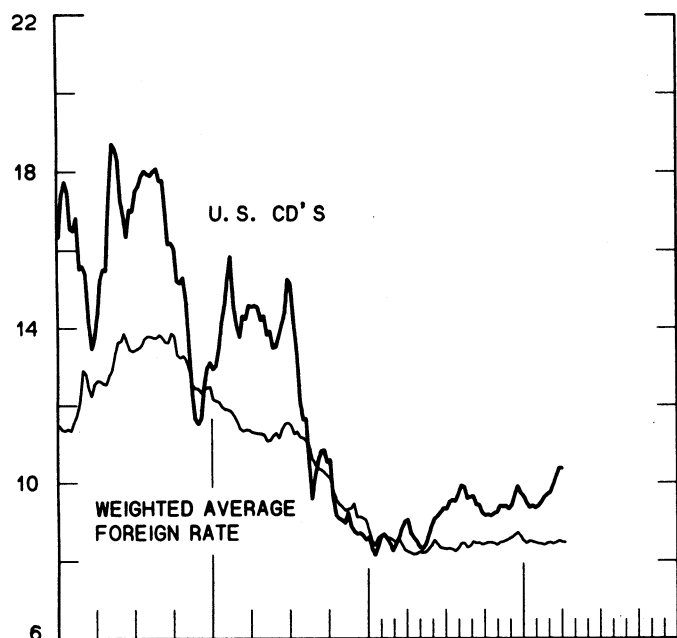
1984

1982

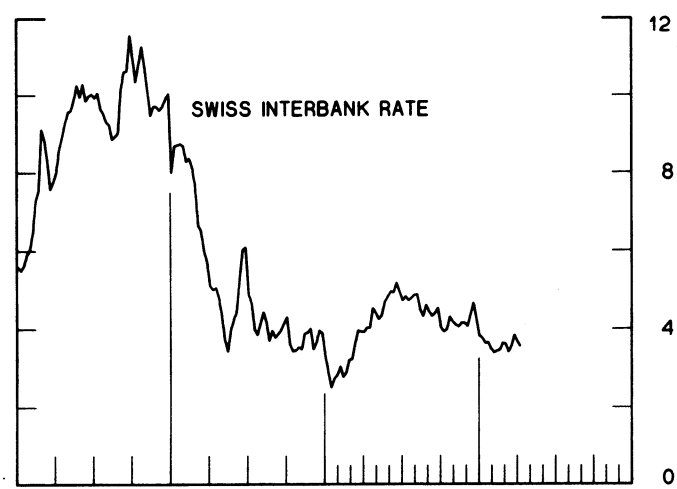
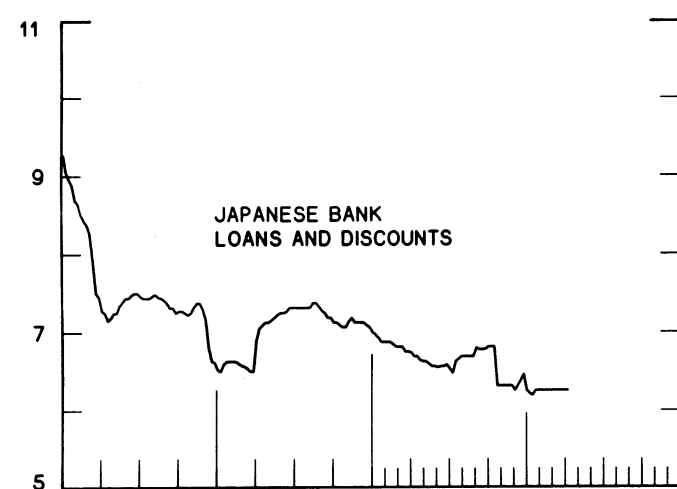
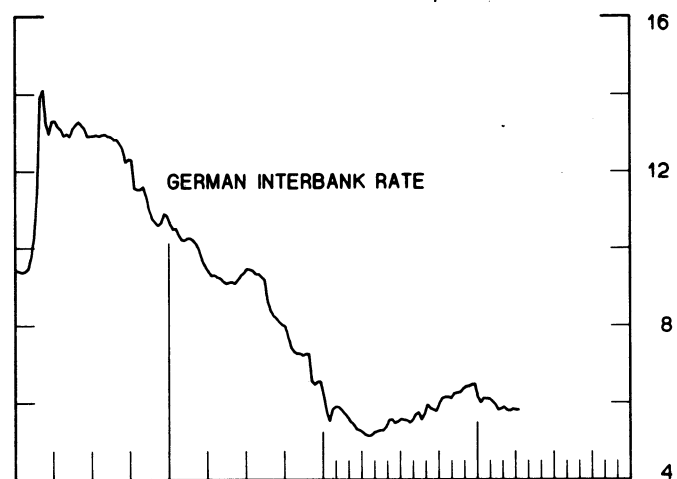
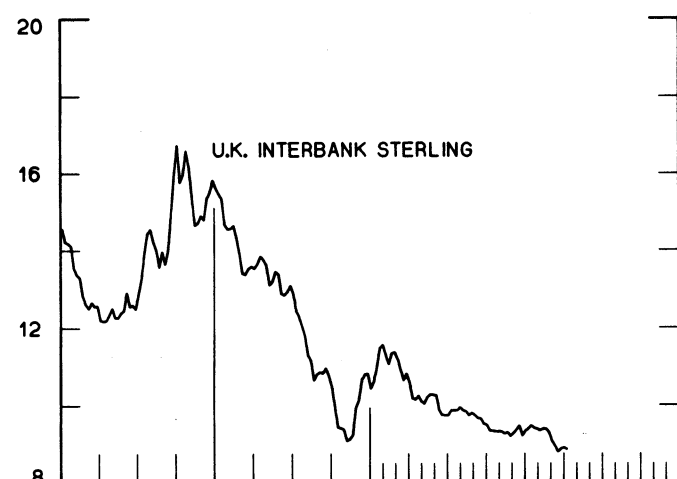
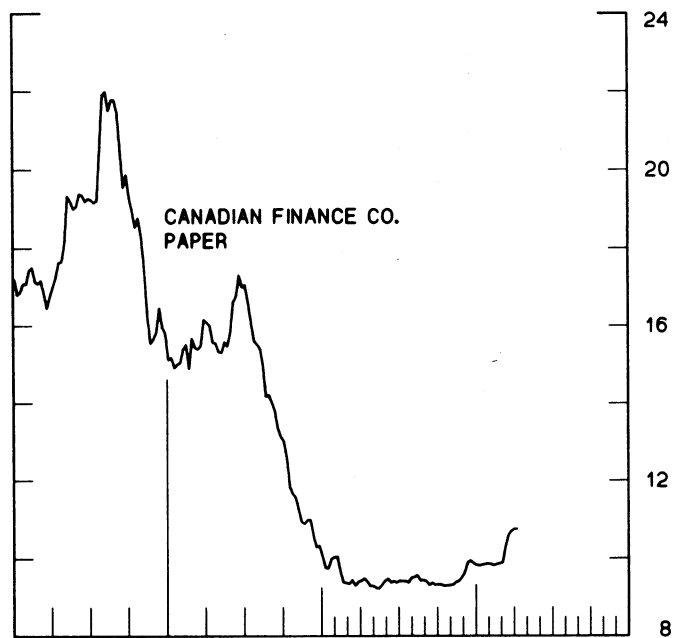
1984

CHART 5  
**3-MONTH INTEREST RATES**  
 WEEKLY SERIES

PERCENT PER ANNUM



PERCENT PER ANNUM



1982

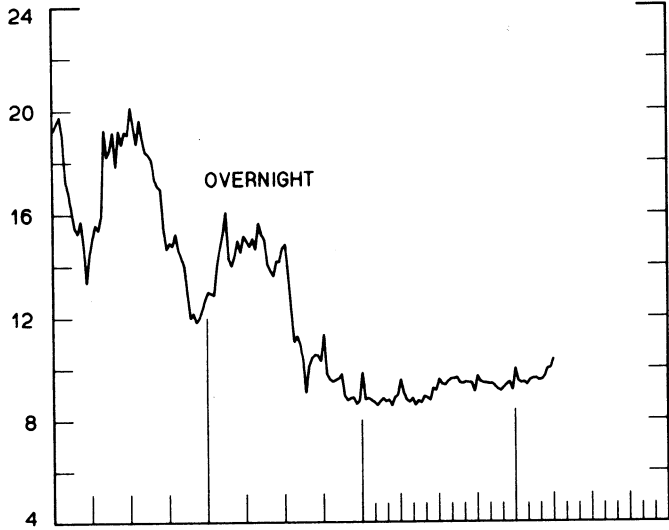
1984

1982

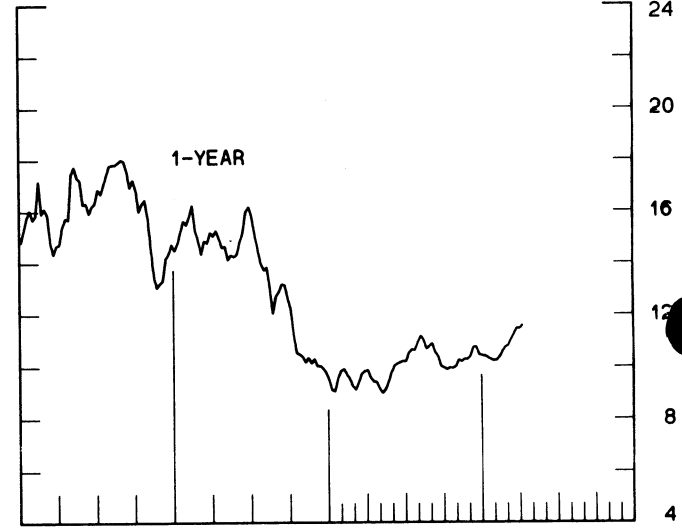
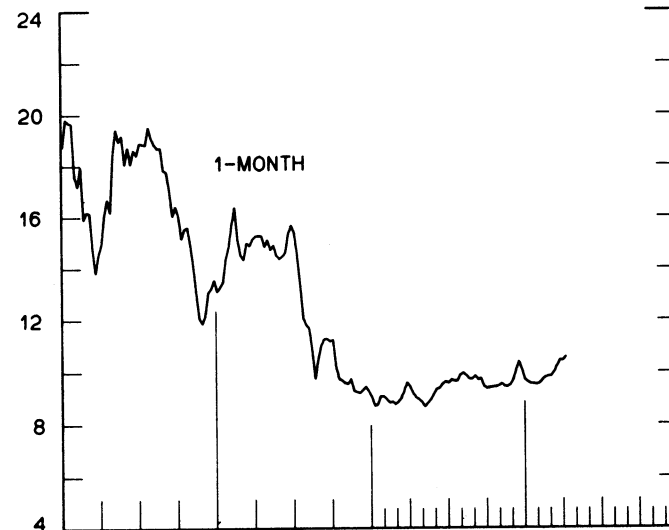
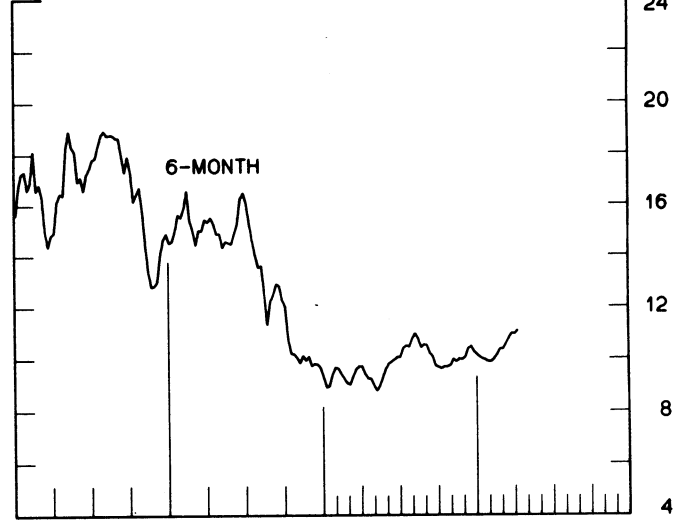
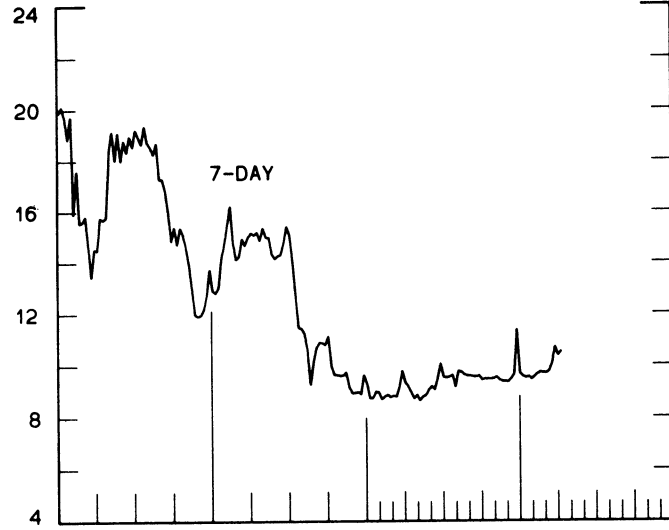
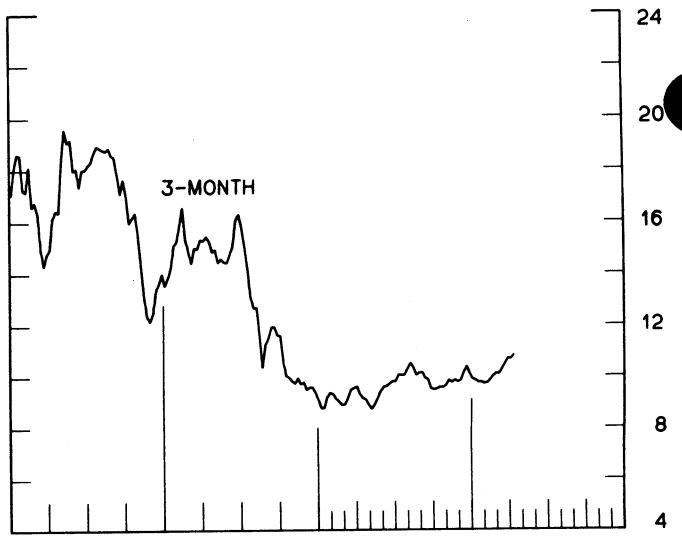
1984

CHART 6  
EURO-DOLLAR DEPOSIT RATES LONDON  
AVERAGES FOR WEEK ENDING WEDNESDAY

PERCENT PER ANNUM



PERCENT PER ANNUM



1982

1984

1982

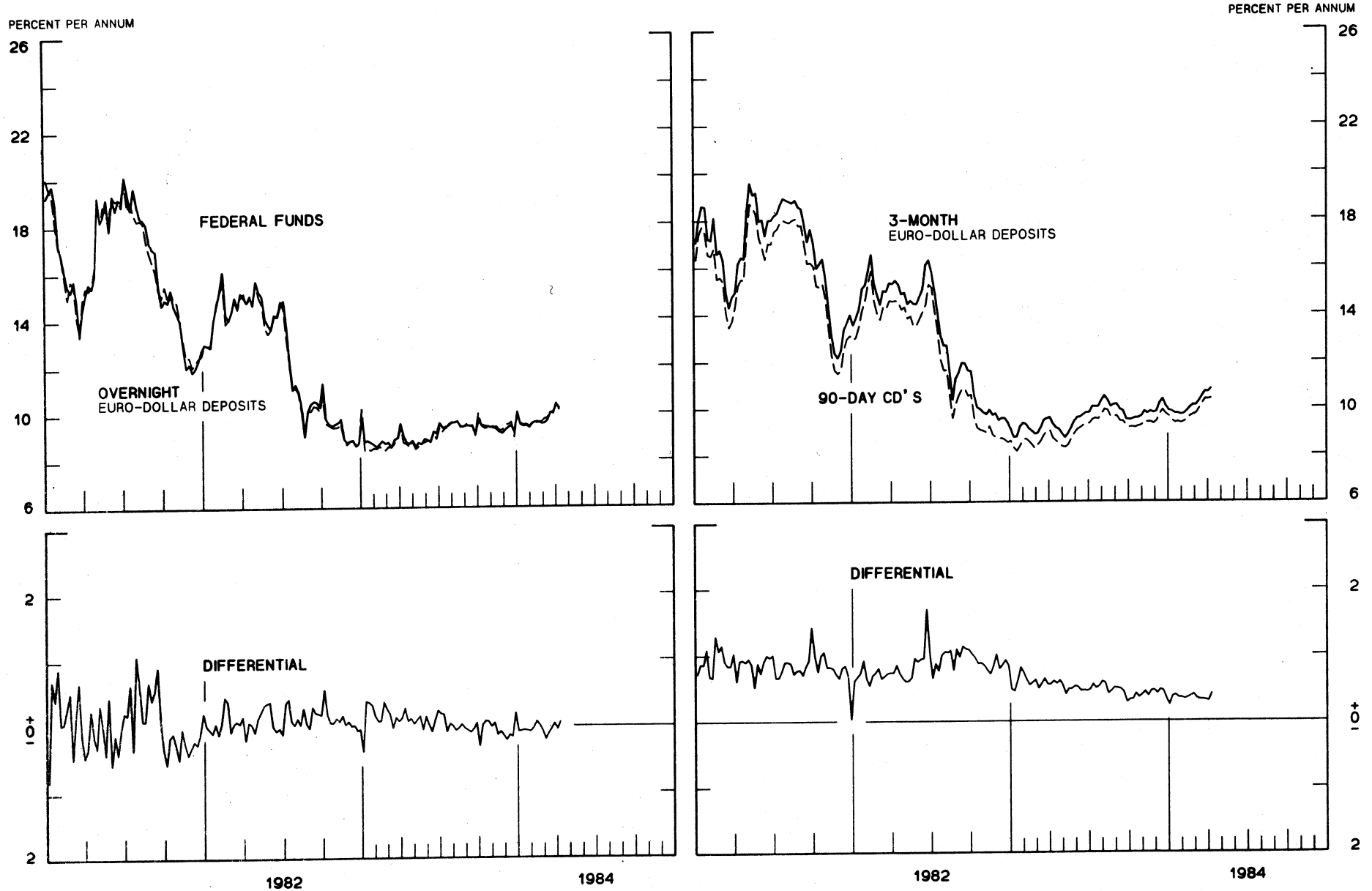
1984



CHART 7

# SELECTED EURO-DOLLAR AND U. S. MONEY MARKET RATES

DIFFERENTIAL: PLUS(+), FAVORS BORROWING IN U. S.  
AVERAGES FOR WEEK ENDING WEDNESDAY



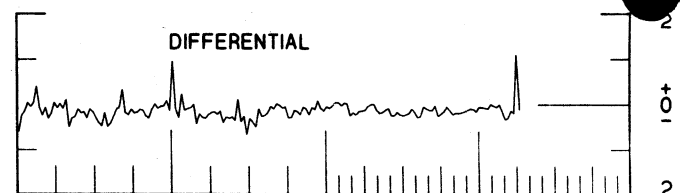

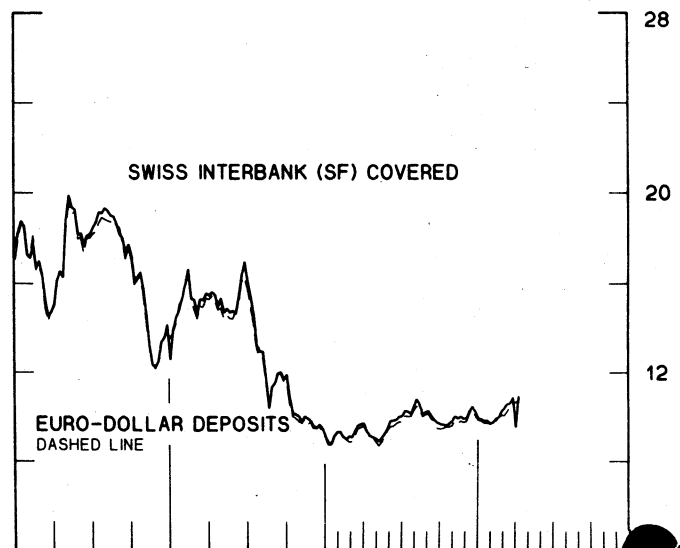
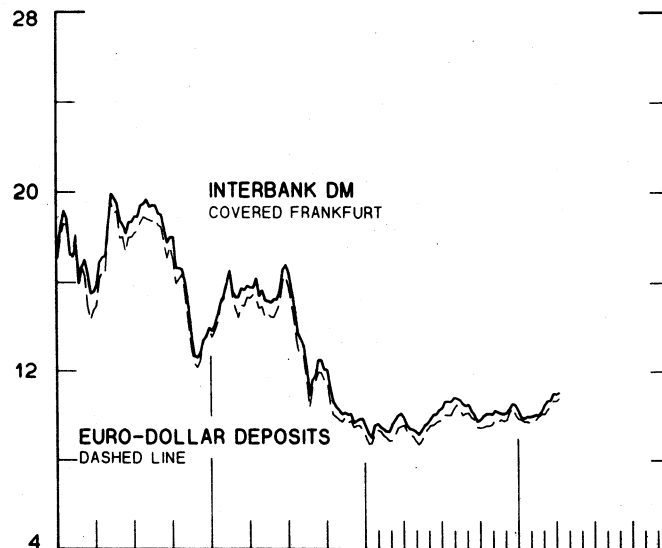
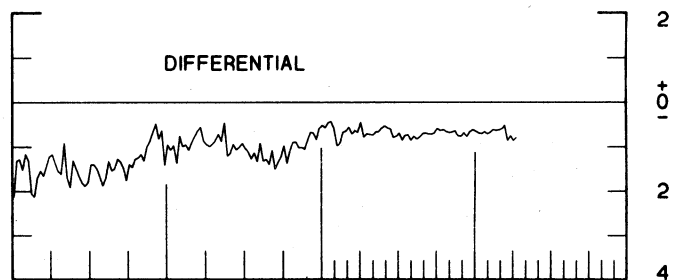
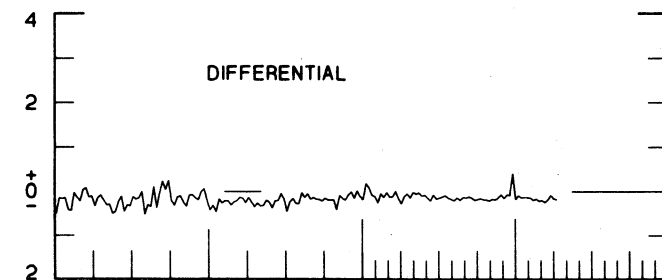
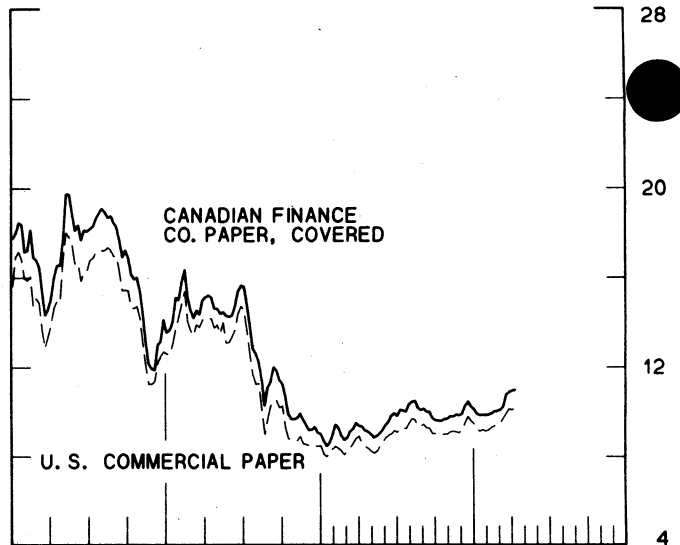
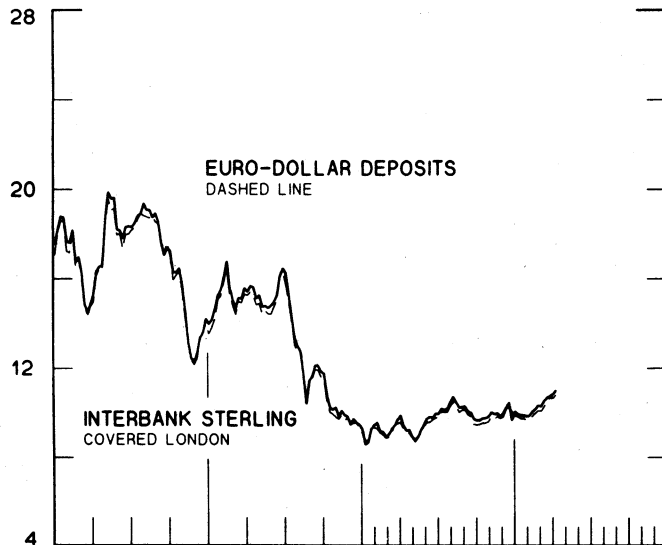
1 PERCENT ON DIFFERENTIAL SCALE = 2 PERCENT ON RATE SCALE

# INTEREST ARBITRAGE: 3-MONTH FUNDS

DIFFERENTIAL: PLUS(+), INDICATES FAVOR DOLLAR ASSETS  
AVERAGES FOR WEEK ENDING WEDNESDAY

PERCENT PER ANNUM

PERCENT PER ANNUM



1982

1984

1982

1984

1 PERCENT ON DIFFERENTIAL SCALE = 2 PERCENT ON RATE SCALE

CHART 9  
**LONG-TERM GOVERNMENT BOND YIELDS**  
 WEEKLY SERIES

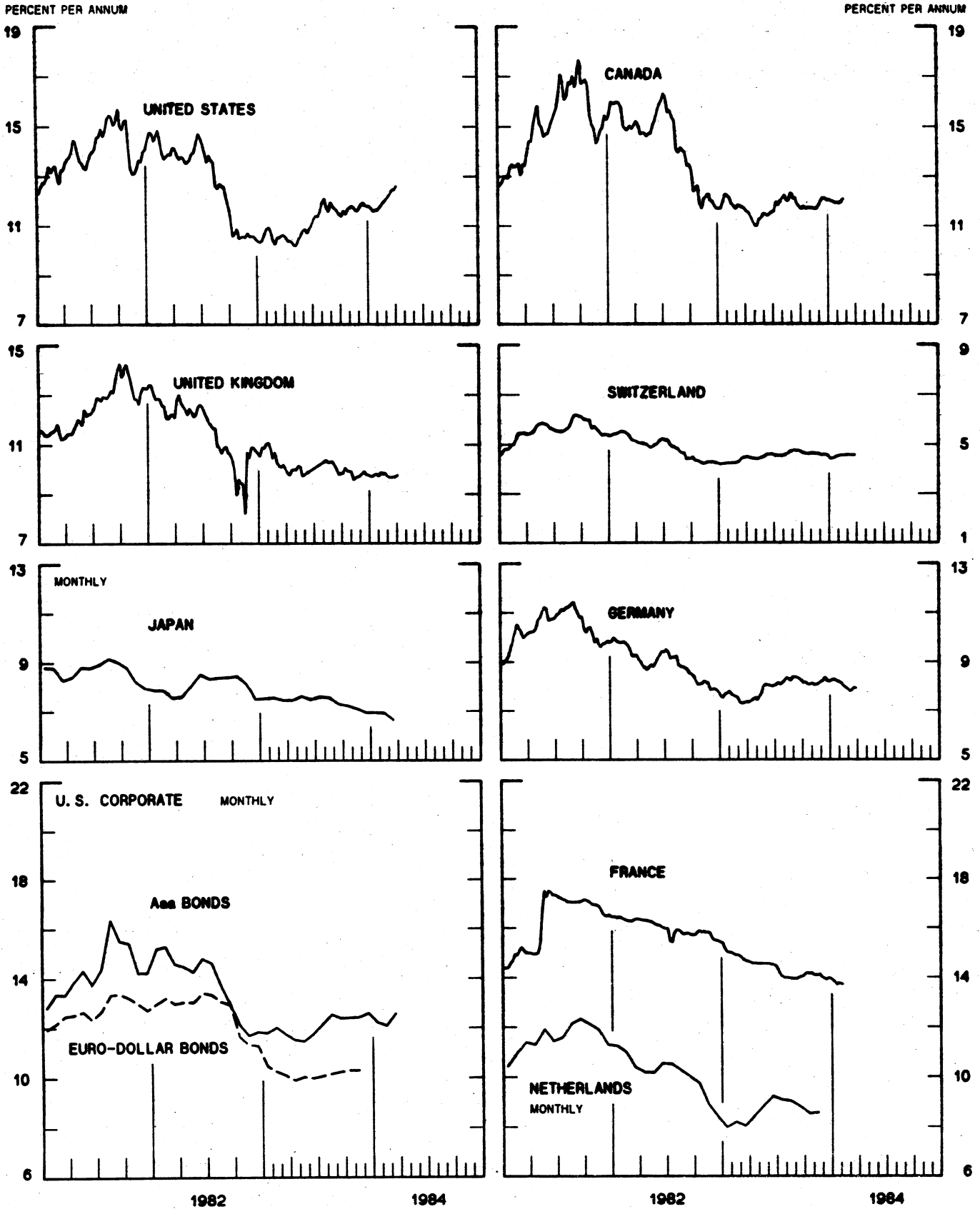
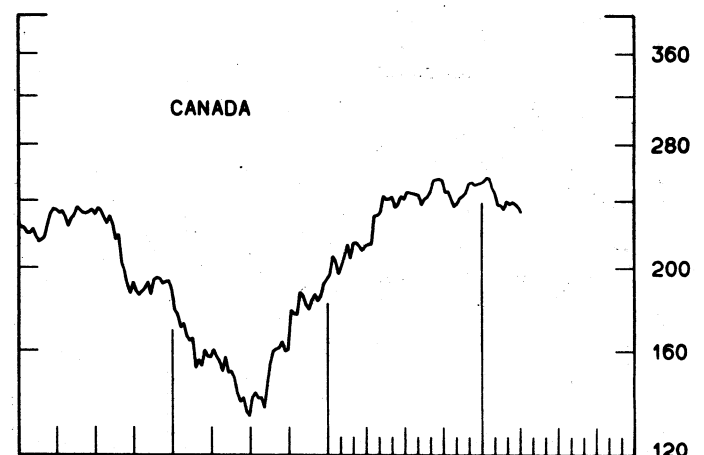
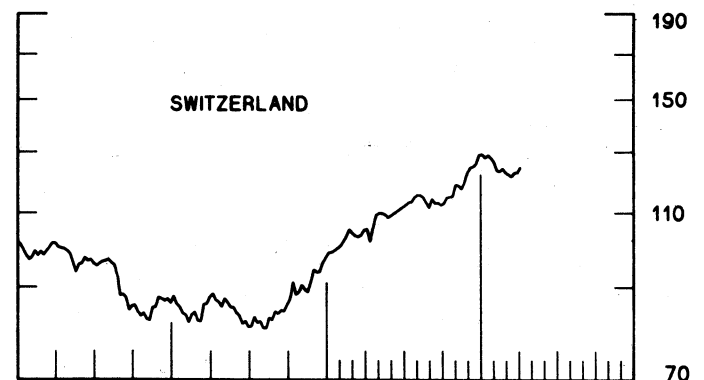
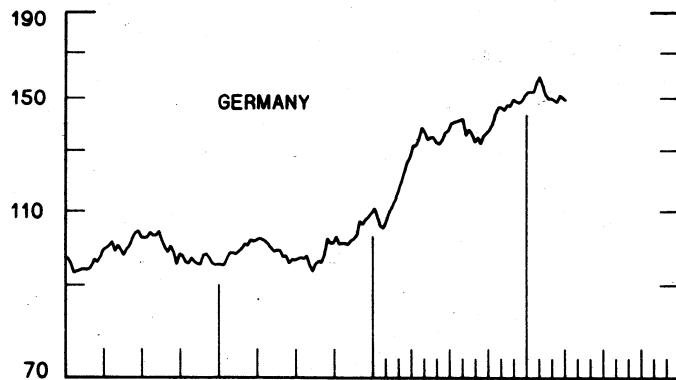
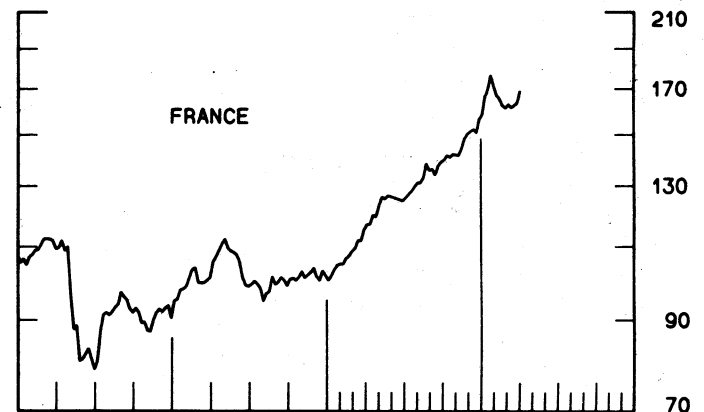
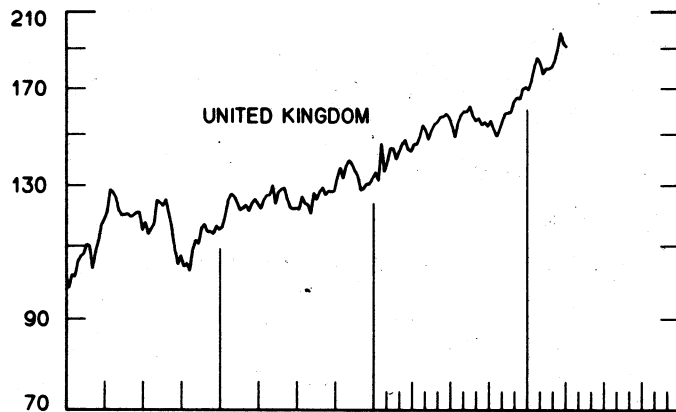
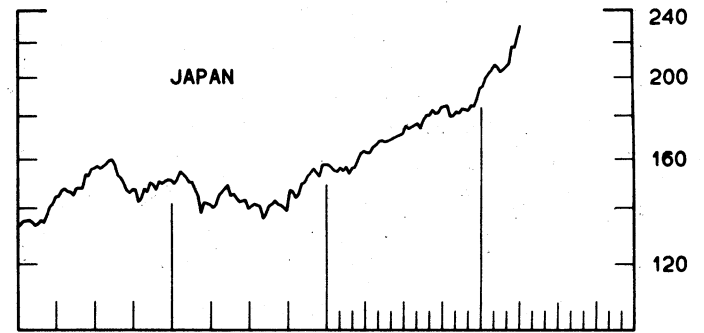
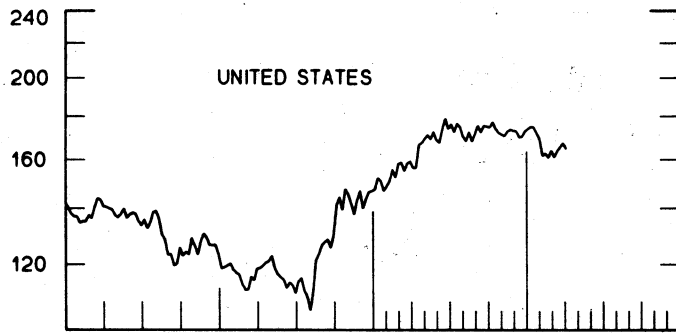


CHART 10  
**INDUSTRIAL STOCK INDICES**  
 WEEKLY SERIES.

RATIO SCALE  
 1969=100

RATIO SCALE  
 1969=100



1982

1984

1982

1984

SERIES NAME

LAST VALUE PLOTTED  
DATE VALUE

CHART 1. SPOT EXCHANGE RATES AND INDICES

WEEKLY AVERAGES, NOON BUYING RATES (U.S. CENTS)

GERMAN MARK	APRIL 11	38.13
JAPANESE YEN	APRIL 11	0.44472
DUTCH GUILDER	APRIL 11	33.80
U.K. POUND	APRIL 11	143.08
CANADIAN DOLLAR	APRIL 11	78.20
FRENCH FRANC	APRIL 11	12.39
SWISS FRANC	APRIL 11	46.01
BELGIAN FRANC	APRIL 11	1.86534
ITALIAN LIRA	APRIL 11	0.06159
SWEDISH KRONA	APRIL 11	12.84

INDICES, MARCH 1973 BASE RATES = 100

GERMAN MARK	APRIL 11	107.27
JAPANESE YEN	APRIL 11	116.44
DUTCH GUILDER	APRIL 11	97.03
U.K. POUND	APRIL 11	57.87
CANADIAN DOLLAR	APRIL 11	77.94
FRENCH FRANC	APRIL 11	55.85
SWISS FRANC	APRIL 11	148.02
BELGIAN FRANC	APRIL 11	73.50
ITALIAN LIRA	APRIL 11	34.99

WEIGHTED AVERAGE EXCHANGE VALUE INDICES, MAR 1973 = 100  
(G-10 COUNTRIES PLUS SWITZERLAND)

U.S. DOLLAR	APRIL 11	129.12
GERMAN MARK	APRIL 11	138.34
JAPANESE YEN	APRIL 11	148.54
DUTCH GUILDER	APRIL 11	120.06
U.K. POUND	APRIL 11	68.27
CANADIAN DOLLAR	APRIL 11	94.94
FRENCH FRANC	APRIL 11	65.37
SWISS FRANC	APRIL 11	184.12
BELGIAN FRANC	APRIL 11	89.37
ITALIAN LIRA	APRIL 11	40.09
SWEDISH KRONA	APRIL 11	68.68

CHART 2. 3-MONTH FORWARD EXCHANGE RATES, PREMIUM OR DISCOUNT

CANADIAN DOLLAR	APRIL 11	0.24
U.K. POUND	APRIL 11	2.11
GERMAN MARK	APRIL 11	5.15
FRENCH FRANC	APRIL 11	-2.72
SWISS FRANC	APRIL 11	7.31
DUTCH GUILDER	APRIL 11	4.63
JAPANESE YEN	APRIL 11	4.62
ITALIAN LIRA	APRIL 11	-5.35

SERIES NAME

LAST VALUE PLOTTED  
DATE VALUE

CHART 3. GOLD PRICE IN LONDON, AFTERNOON FIXING

U.S. DOLLARS PER FINE OUNCE

APRIL 11 381.94

CHART 4. CALL MONEY RATES

U.S. FEDERAL FUNDS

APRIL 11 10.13

OVERNIGHT EURO-DOLLAR DEPOSITS

APRIL 11 10.19

U.K.

APRIL 6 8.38

CANADA

FEB. 24 9.41

GERMANY

APRIL 6 5.50

EURO-DM

APRIL 13 5.16

JAPAN

APRIL 6 6.19

FRANCE

APRIL 6 12.50

NETHERLANDS

JAN. 1 10.30

EURO-SWISS FRANC

APRIL 13 1.65

CHART 5. 3-MONTH INTEREST RATES

U.S. 90-DAY CD'S, SECONDARY MARKET

APRIL 11 10.39

GERMAN INTERBANK LOAN

APRIL 11 5.81

JAPANESE BANK LOANS & DISCOUNTS

APRIL 11 6.25

CANADIAN FINANCE PAPER

APRIL 11 10.74

INTERBANK STERLING

APRIL 11 8.84

SWISS INTERBANK LOAN

APRIL 11 3.54

WEIGHTED AVERAGE FOREIGN INTEREST RATE  
(G-10 COUNTRIES PLUS SWITZERLAND)

APRIL 11 8.46

CHART 6. EURO-DOLLAR DEPOSIT RATES: LONDON

OVERNIGHT

APRIL 11 10.19

7-DAY

APRIL 11 10.50

1-MONTH

APRIL 11 10.58

3-MONTH

APRIL 11 10.80

6-MONTH

APRIL 11 11.06

1-YEAR

APRIL 11 11.56

CHART 7. SELECTED EURO-DOLLAR AND U.S. MONEY MARKET RATES

OVERNIGHT EURO-DOLLAR DEPOSITS

APRIL 11 10.19

U.S. FEDERAL FUNDS

APRIL 11 10.13

DIFFERENTIAL ADJ. FOR RESERVE REQUIREMENTS

APRIL 11 0.06

3-MONTH EURO-DOLLAR DEPOSIT RATE

APRIL 11 10.80

U.S. 90-DAY CD'S, SECONDARY MARKET

APRIL 11 10.39

DIFFERENTIAL

APRIL 11 0.41

SERIES NAME

LAST VALUE PLOTTED  
DATE VALUE

CHART 8. INTEREST ARBITRAGE, 3-MONTH FUNDS

EURC-DOLLAR DEPGSIT	APRIL 11	10.80
INTERBANK STERLING (LONDON), COVERED	APRIL 11	10.99
DIFFERENTIAL	APRIL 11	-0.19
U.S. COMMERCIAL PAPER	APRIL 11	10.18
CANADIAN FINANCE PAPER, COVERED	APRIL 11	10.98
DIFFERENTIAL	APRIL 11	-0.80
EURO-DOLLAR DEPOSIT	APRIL 11	10.80
INTERBANK DM (FRANKFURT), COVERED	APRIL 11	11.04
DIFFERENTIAL	APRIL 11	-0.24
EURO-DOLLAR DEPOSIT	APRIL 11	10.80
SWISS INTERBANK, COVERED	APRIL 11	10.91
DIFFERENTIAL	APRIL 11	-0.11

CHART 9. LONG TERM GOVERNMENT BOND YIELDS

UNITED STATES	APRIL 6	12.61
GERMANY	MARCH 30	7.90
JAPAN (MONTHLY)	MARCH	6.64
SWITZERLAND	MARCH 30	4.56
CANADA	FEB. 24	12.10
FRANCE	FEB. 10	13.71
NETHERLANDS (MONTHLY)	NOV.	8.57
UNITED KINGDOM	APRIL 6	9.76

U.S. CORPORATE

AAA BONDS	MARCH	12.57
EURO-DOLLAR BONDS	NOV.	10.29

CHART 10. STOCK INDICES

UNITED STATES	APRIL 4	164.70
UNITED KINGDOM	APRIL 4	190.61
CANADA	APRIL 4	232.54
GERMANY	APRIL 4	148.88
SWITZERLAND	APRIL 4	124.49
NETHERLANDS	APRIL 4	156.98
FRANCE	APRIL 4	168.85
JAPAN	APRIL 4	229.88

# FEDERAL RESERVE statistical release



H. 10 (512)

## FOREIGN EXCHANGE RATES

APRIL 13, 1984

FOR THE WEEK ENDING APRIL 13, 1984

The Board of Governors of the Federal Reserve System is advised that the Federal Reserve Bank of New York has certified for customs purposes the following noon buying rate in New York City for cable transfers payable in foreign currencies:

COUNTRY	MONETARY UNIT	(CURRENCY UNITS PER DOLLAR)				
		APR. 9	APR. 10	APR. 11	APR. 12	APR. 13
*AUSTRALIA	DOLLAR	91.30	91.85	92.65	91.88	91.77
AUSTRIA	SCHILLING	18.503	18.455	18.355	18.445	18.480
BELGIUM	FRANC	53.780	53.530	53.350	53.550	53.700
BRAZIL	CRUZEIRO	1376.00	1376.00	1376.00	1376.00	1376.00
CANADA	DOLLAR	1.2797	1.2785	1.2778	1.2785	1.2787
CHINA, P.-R.	YUAN	2.0846	2.0846	2.0846	2.0846	2.0846
DENMARK	KRONE	9.6650	9.6300	9.5975	9.6240	9.6500
FINLAND	MARKKA	5.6075	5.6210	5.5910	5.5960	5.6200
FRANCE	FRANC	8.1000	8.0525	8.0250	8.0575	8.0820
GERMANY	D. MARK	2.6305	2.6185	2.6095	2.6180	2.6255
GREECE	DRACHMA	104.000	104.320	104.150	104.000	104.050
HONG KONG	DOLLAR	7.8020	7.8005	7.8005	7.8040	7.8070
INDIA	RUPEE	10.7800	10.8000	10.8000	10.8000	10.8000
*IRELAND	POUND	116.20	116.80	117.42	116.85	116.55
ISRAEL	SHEKEL	161.290	163.060	166.320	166.300	167.980
ITALY	LIRA	1628.00	1621.00	1615.00	1623.00	1626.00
JAPAN	YEN	225.50	225.18	222.70	224.10	224.70
MALAYSIA	RINGGIT	2.2940	2.2925	2.2875	2.2885	2.2880
MEXICO	PESO	177.8500	178.4000	179.3500	179.2000	180.5000
NETHERLANDS	GUILDER	2.9682	2.9540	2.9450	2.9535	2.9645
*NEW ZEALAND	DOLLAR	65.850	65.900	66.400	66.050	65.950
NORWAY	KRONE	7.5675	7.5450	7.5200	7.5425	7.5700
PHILIPPINES	PESO	14.2500	14.2500	14.2500	14.2500	14.2500
PORTUGAL	ESCUDO	133.200	133.750	133.500	133.250	133.700
SINGAPORE	DOLLAR	2.0930	2.0880	2.0830	2.0830	2.0830
*SOUTH AFRICA	RAND	80.00	80.30	81.00	80.55	80.45
SOUTH KOREA	WON	796.30	795.40	795.90	794.90	795.20
SPAIN	PESETA	149.700	150.050	149.950	148.840	149.170
SRI LANKA	RUPEE	25.130	25.130	25.130	25.130	25.130
SWEDEN	KRONA	7.8020	7.7850	7.7675	7.7875	7.8000
SWITZERLAND	FRANC	2.1760	2.1695	2.1655	2.1715	2.1765
TAIWAN	DOLLAR	NA	39.840	NA	NA	39.810
THAILAND	BAHT	23.010	23.010	23.010	23.010	23.010
*UNITED KINGDOM	POUND	142.50	143.70	143.60	142.90	142.90
VENEZUELA	BOLIVAR	14.1000	14.2500	14.2500	14.2500	14.3600
MEMO:						
*UNITED STATES	DOLLAR	129.49	128.94	128.48	128.97	129.25

INDEX OF WEIGHTED AVERAGE EXCHANGE VALUE OF U.S. DOLLAR AGAINST CURRENCIES OF OTHER G-11 COUNTRIES. MARCH 1973 = 100. WEIGHTS ARE 1972-76 GLOBAL TRADE OF EACH OF THE 10 COUNTRIES. SERIES REVISED AS OF AUGUST 1978. FOR DESCRIPTION AND BACK DATA, SEE "INDEX OF THE WEIGHTED-AVERAGE EXCHANGE VALUE OF THE U.S. DOLLAR: REVISION" ON PAGE 700 OF THE AUGUST 1978 FEDERAL RESERVE BULLETIN.

\*VALUE IS U.S. CENTS