

(516/517)

**DATA FILE
LIBRARY
FEDERAL RESERVE BANK
OF CHICAGO**

**LIBRARY
APR 16 1984
FEDERAL RESERVE
BANK OF CHICAGO**

Selected Interest & Exchange Rates

Weekly Series of Charts

April 9, 1984

**Prepared by the
FINANCIAL MARKETS
SECTION**

**DIVISION OF
INTERNATIONAL FINANCE**

**BOARD OF GOVERNORS
FEDERAL RESERVE SYSTEM
Washington, D.C. 20551**

Table of Contents

TABLES

1. LATEST FIGURES PLOTTED
2. DAILY CERTIFIED SPOT EXCHANGE RATES--
H.10 RELEASE

CHARTS

1. SPOT EXCHANGE RATE INDICES
2. 3-MONTH FORWARD EXCHANGE RATES
3. GOLD PRICE--LONDON
4. CALL MONEY RATES
5. 3-MONTH INTEREST RATES
6. EURO-DOLLAR DEPOSIT RATES
7. SELECTED EURO-DOLLAR AND
U.S. MONEY MARKET RATES
8. INTEREST ARBITRAGE: 3-MONTH FUNDS
9. LONG-TERM GOVERNMENT BOND YIELDS
10. INDUSTRIAL STOCK INDICES

SUBSCRIPTION RATES:

Weekly \$15.00 per year or \$.40 each in the United States, its possessions, Canada, and Mexico; 10 or more of the same issue to one address, \$13.50 per year or \$.35 each. Elsewhere, \$20.00 per year or \$.50 each. Address requests to Publications Services, Division of Administrative Services, and make payment remittance payable to the order of the Board of Governors of the Federal Reserve System in a form collectible at par in U.S. Currency.

SPOT EXCHANGE INDICES

DOLLAR PRICES OF FOREIGN CURRENCIES AND WEIGHTED AVERAGE VALUES (THIN LINE)
AVERAGES FOR WEEK ENDING WEDNESDAY

RATIO SCALE
MARCH 1973=100

RATIO SCALE
MARCH 1973=100

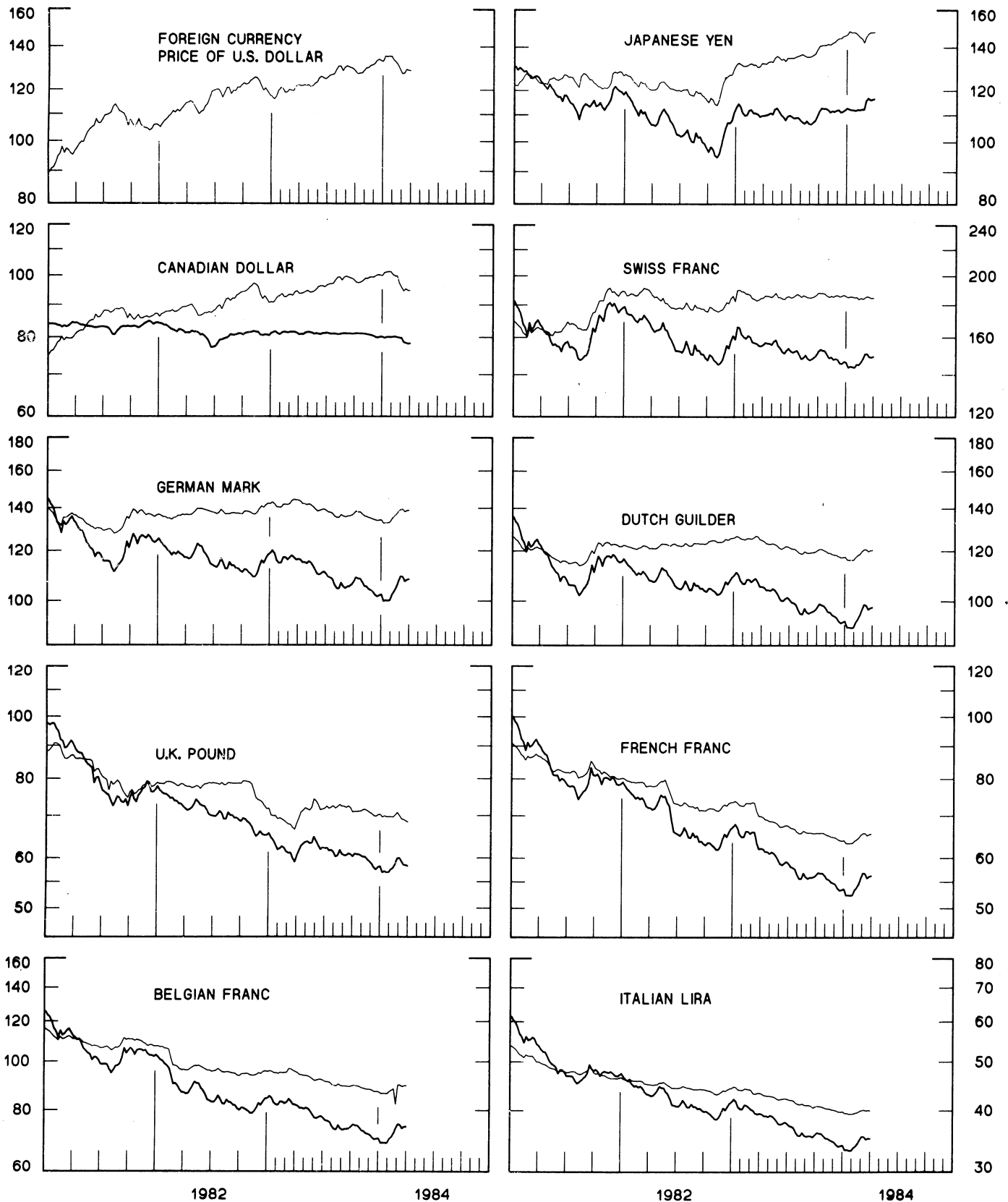
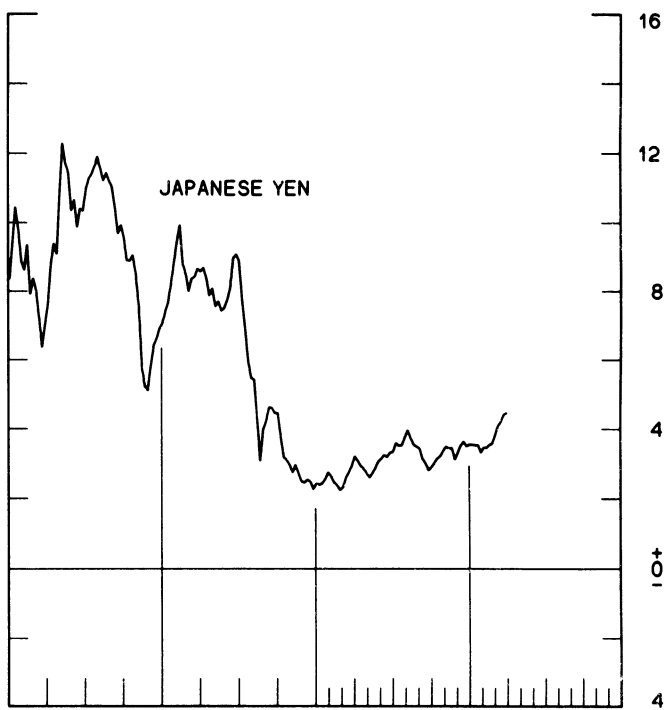
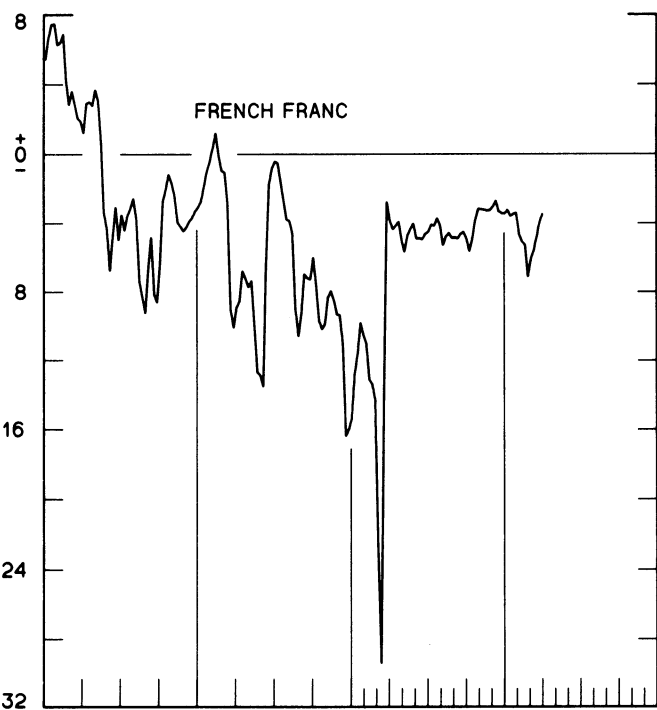
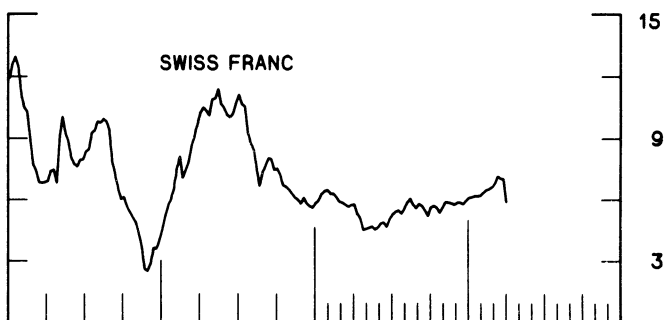
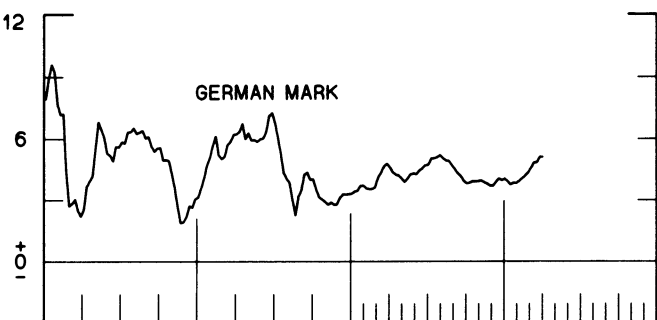
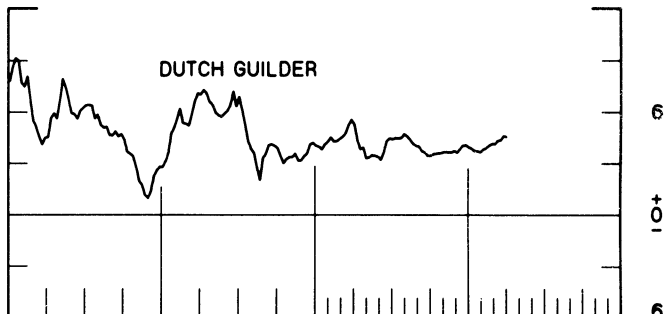
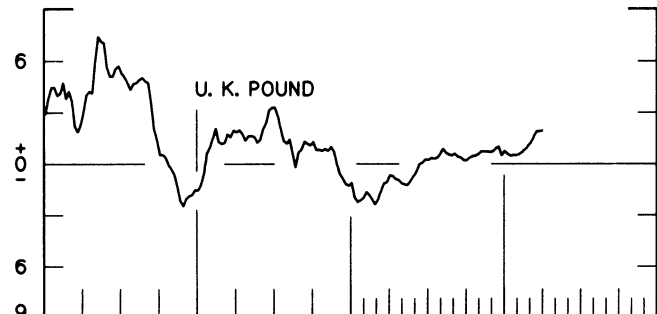
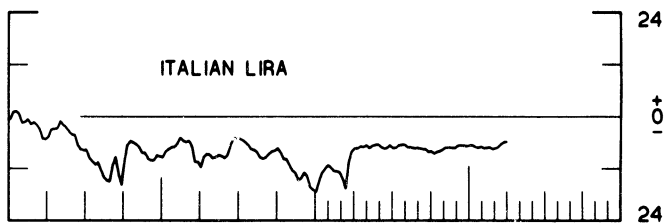
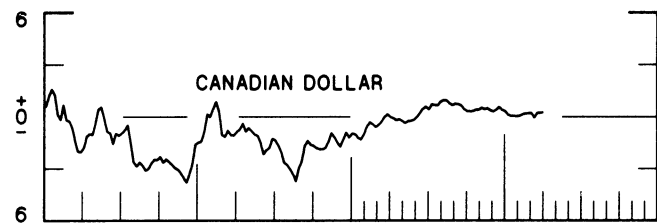


CHART 2
3-MONTH FORWARD EXCHANGE RATES

PREMIUM (+) OR (-)
 AVERAGES FOR WEEK ENDING WEDNESDAY

PERCENT PER ANNUM

PERCENT PER ANNUM



1982

1984

1982

1984

CHART 3
PRICE OF GOLD IN LONDON
AVERAGES FOR WEEK ENDING WEDNESDAY

U.S. DOLLARS PER FINE OUNCE

U.S. DOLLARS PER FINE OUNCE

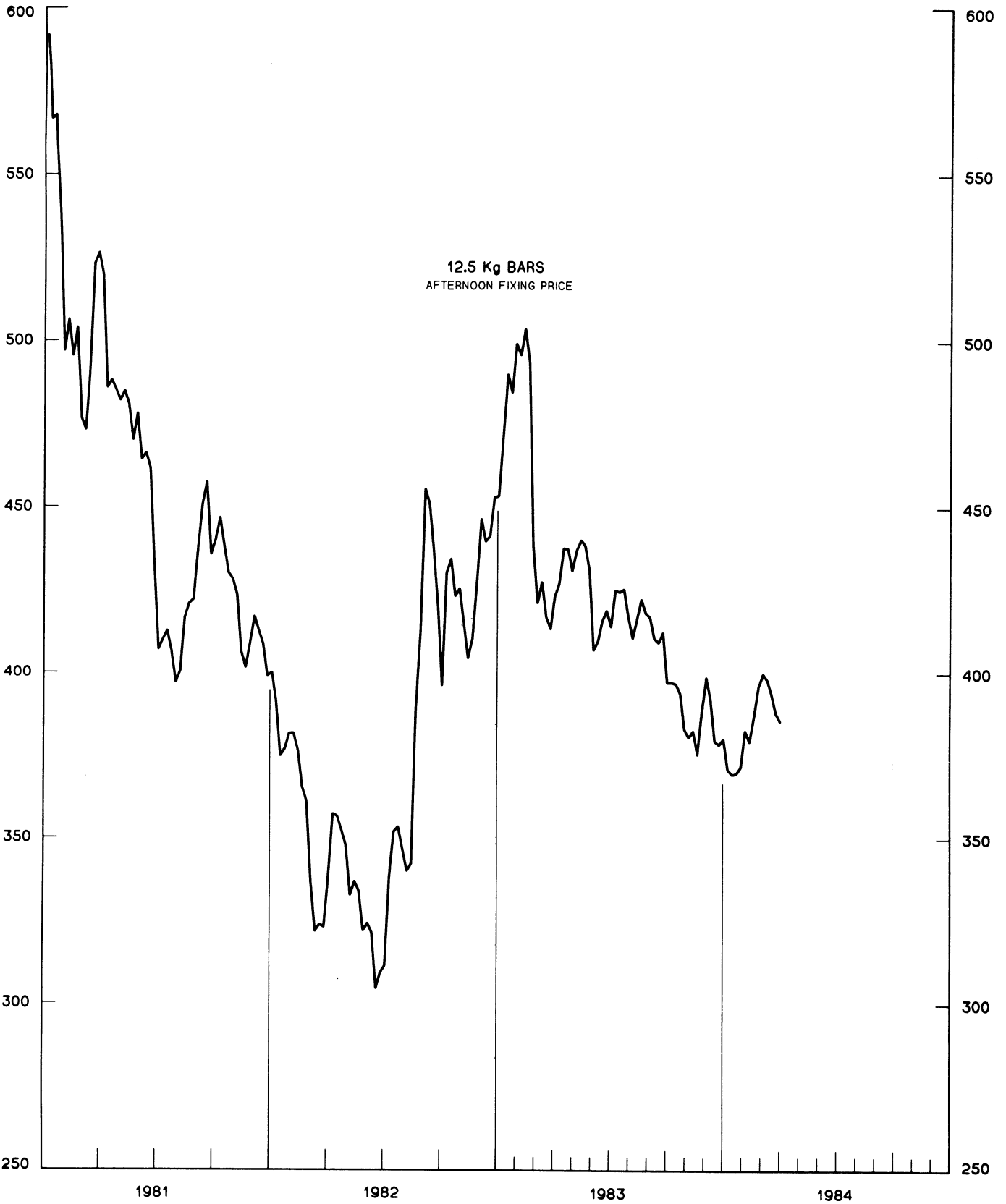


CHART 4
CALL MONEY RATES
 WEEKLY SERIES

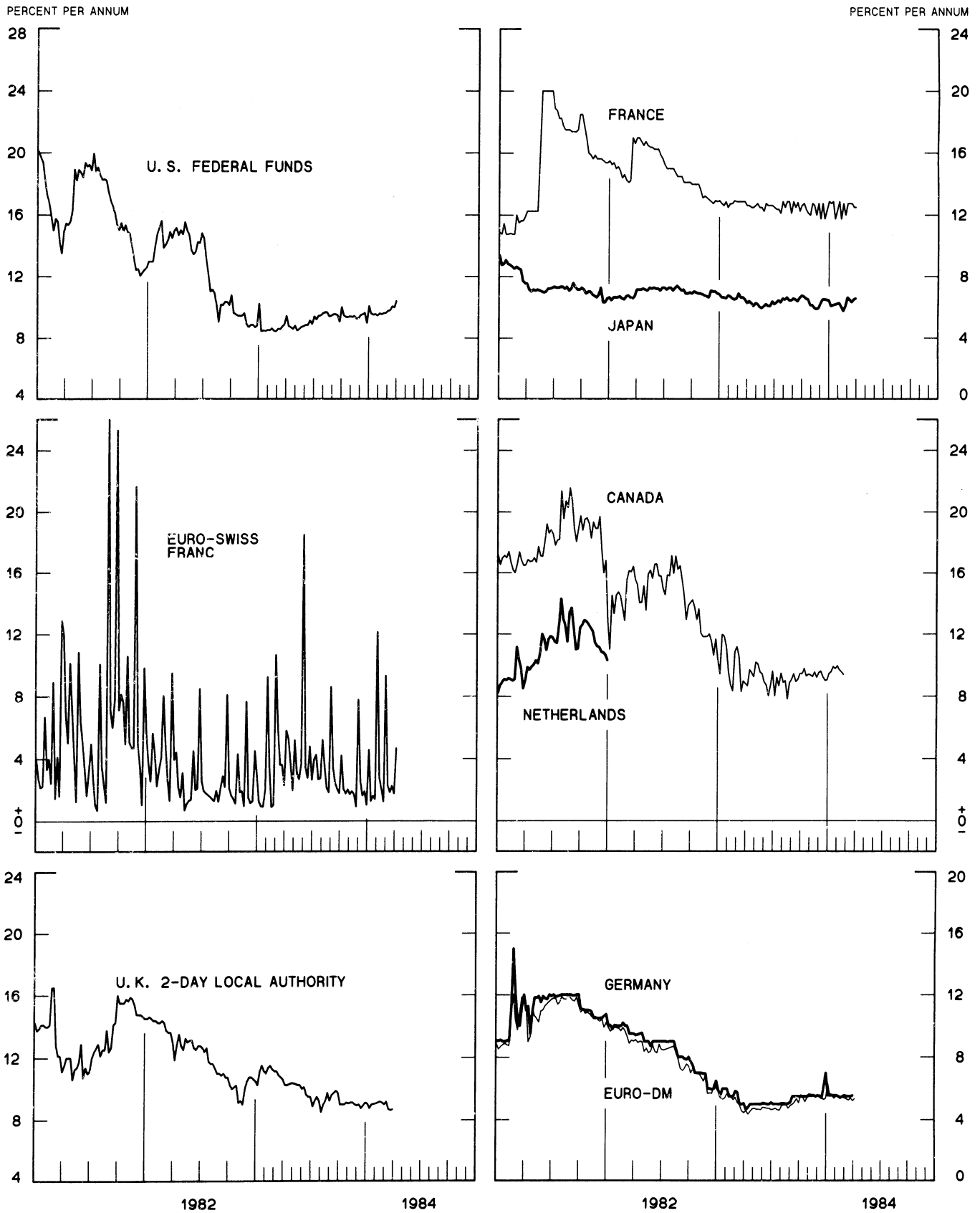


CHART 5
3-MONTH INTEREST RATES
 WEEKLY SERIES

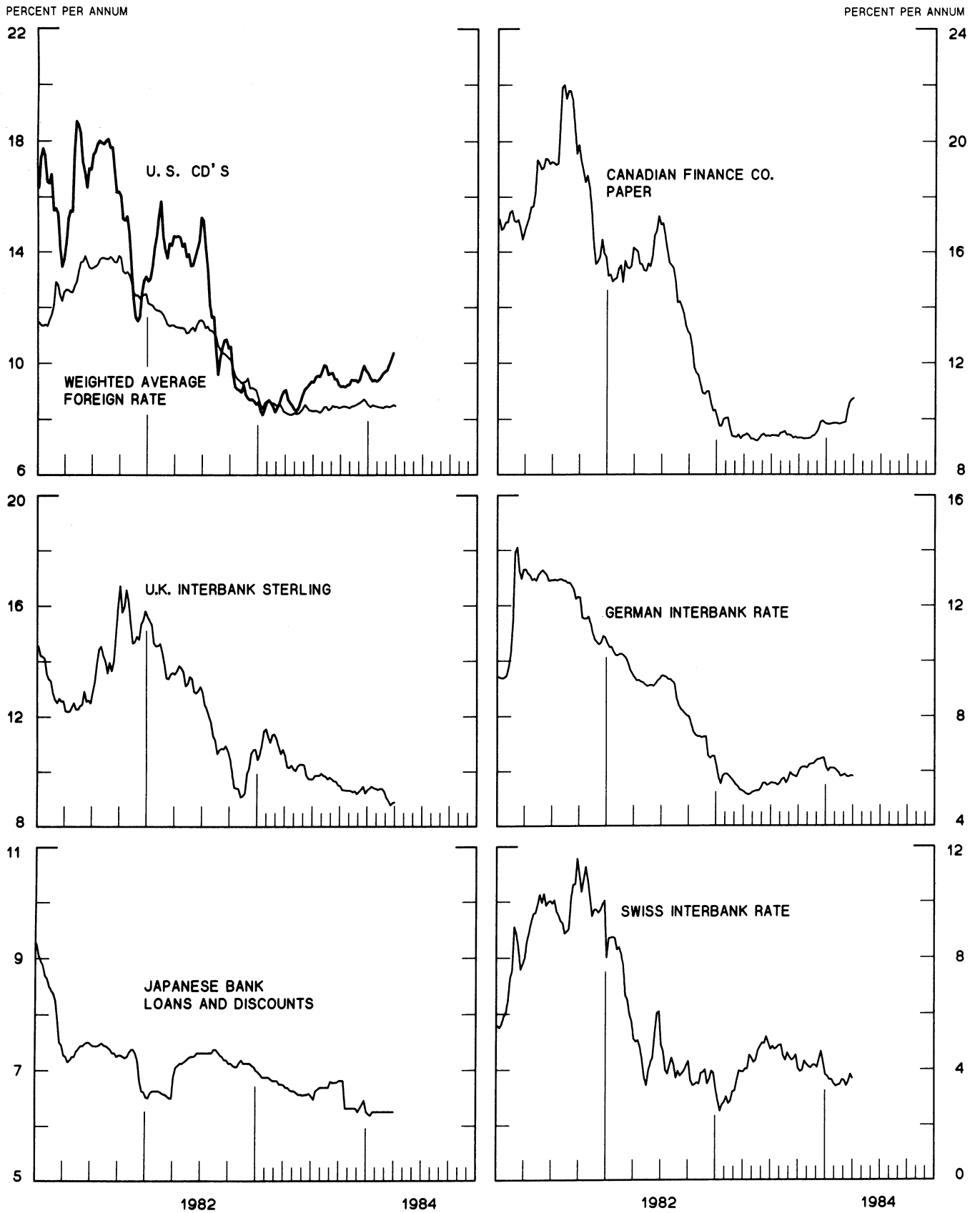
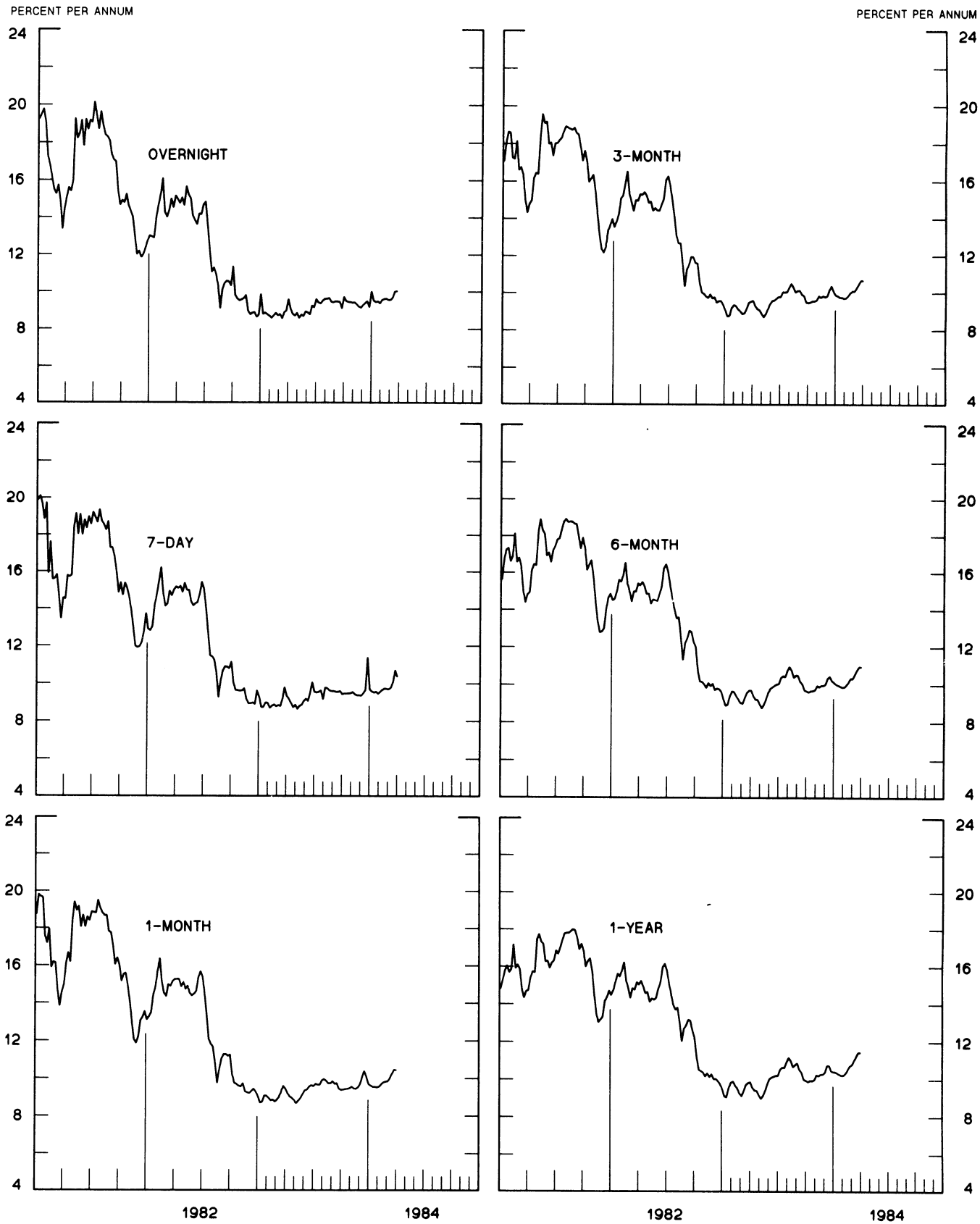


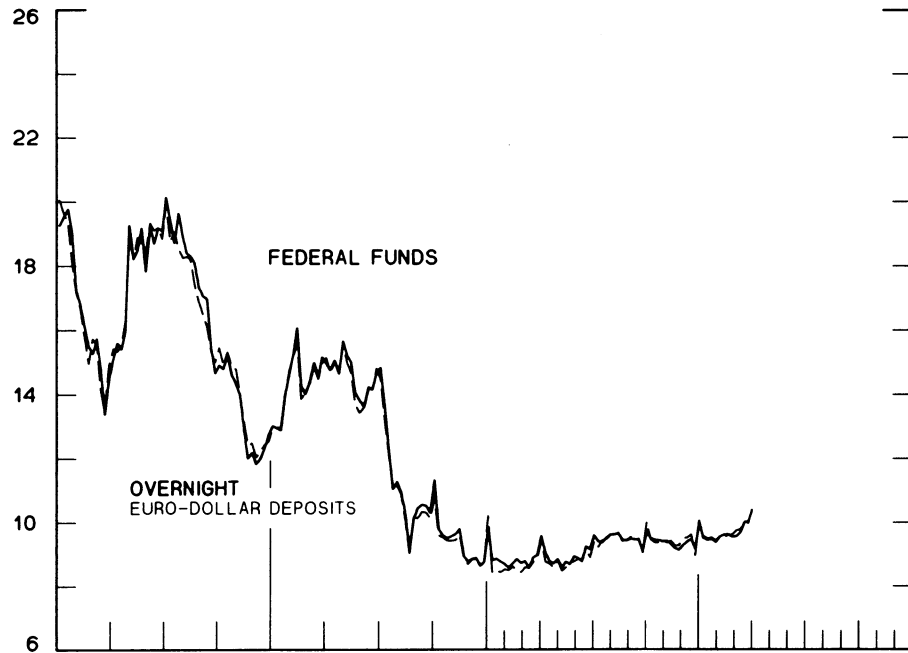
CHART 6
 EURO-DOLLAR DEPOSIT RATES LONDON
 AVERAGES FOR WEEK ENDING WEDNESDAY



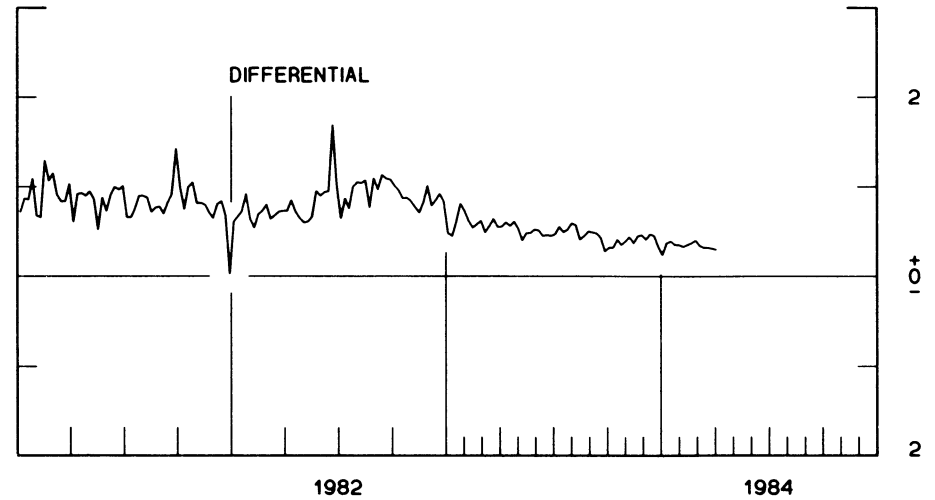
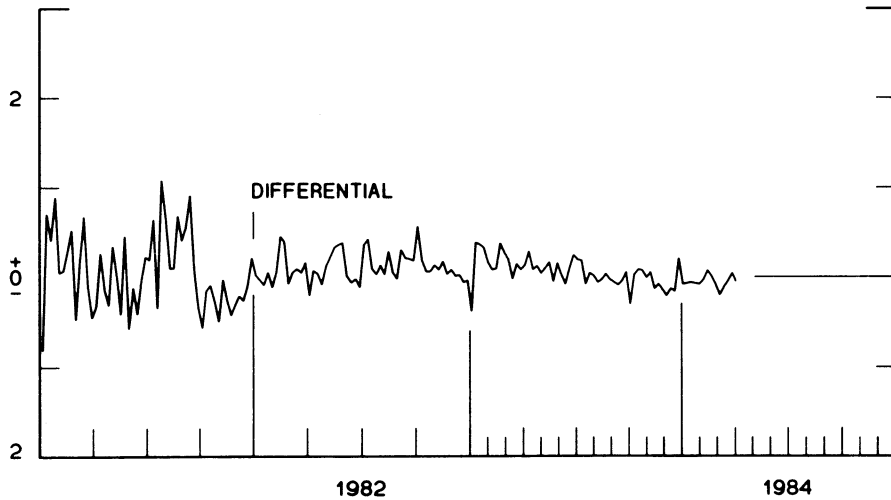
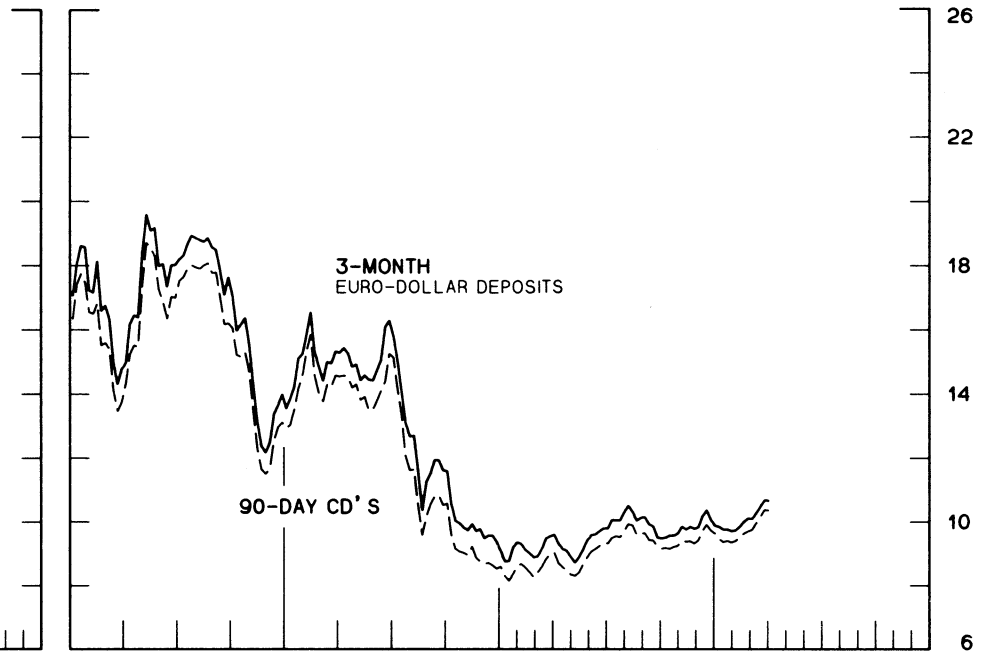
SELECTED EURO-DOLLAR AND U. S. MONEY MARKET RATES

DIFFERENTIAL: PLUS(+), FAVORS BORROWING IN U. S.
AVERAGES FOR WEEK ENDING WEDNESDAY

PERCENT PER ANNUM



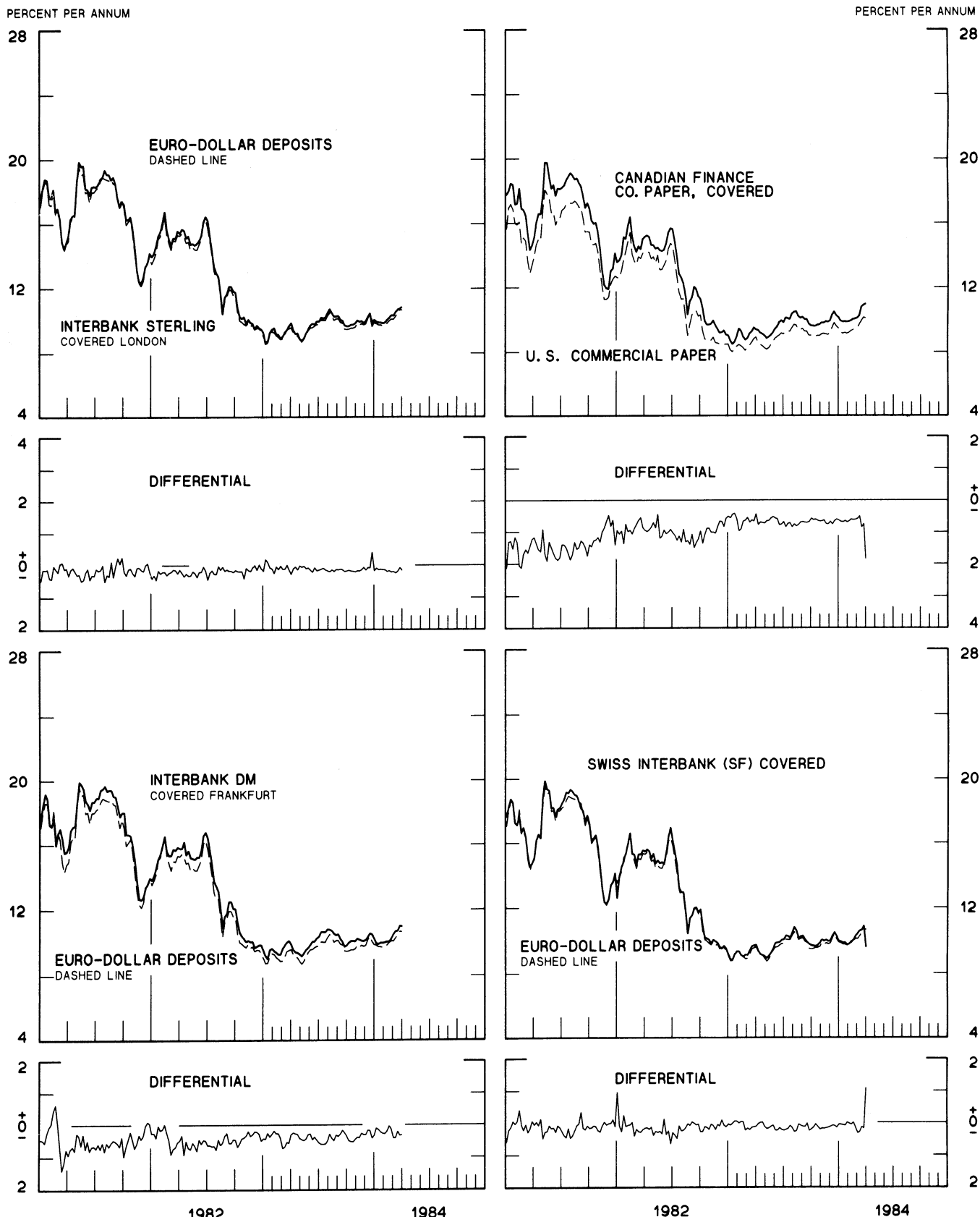
PERCENT PER ANNUM



1 PERCENT ON DIFFERENTIAL SCALE = 2 PERCENT ON RATE SCALE

INTEREST ARBITRAGE: 3-MONTH FUNDS

DIFFERENTIAL: PLUS(+), INDICATES FAVOR DOLLAR ASSETS
AVERAGES FOR WEEK ENDING WEDNESDAY



1 PERCENT ON DIFFERENTIAL SCALE = 2 PERCENT ON RATE SCALE

CHART 9
LONG-TERM GOVERNMENT BOND YIELDS
 WEEKLY SERIES

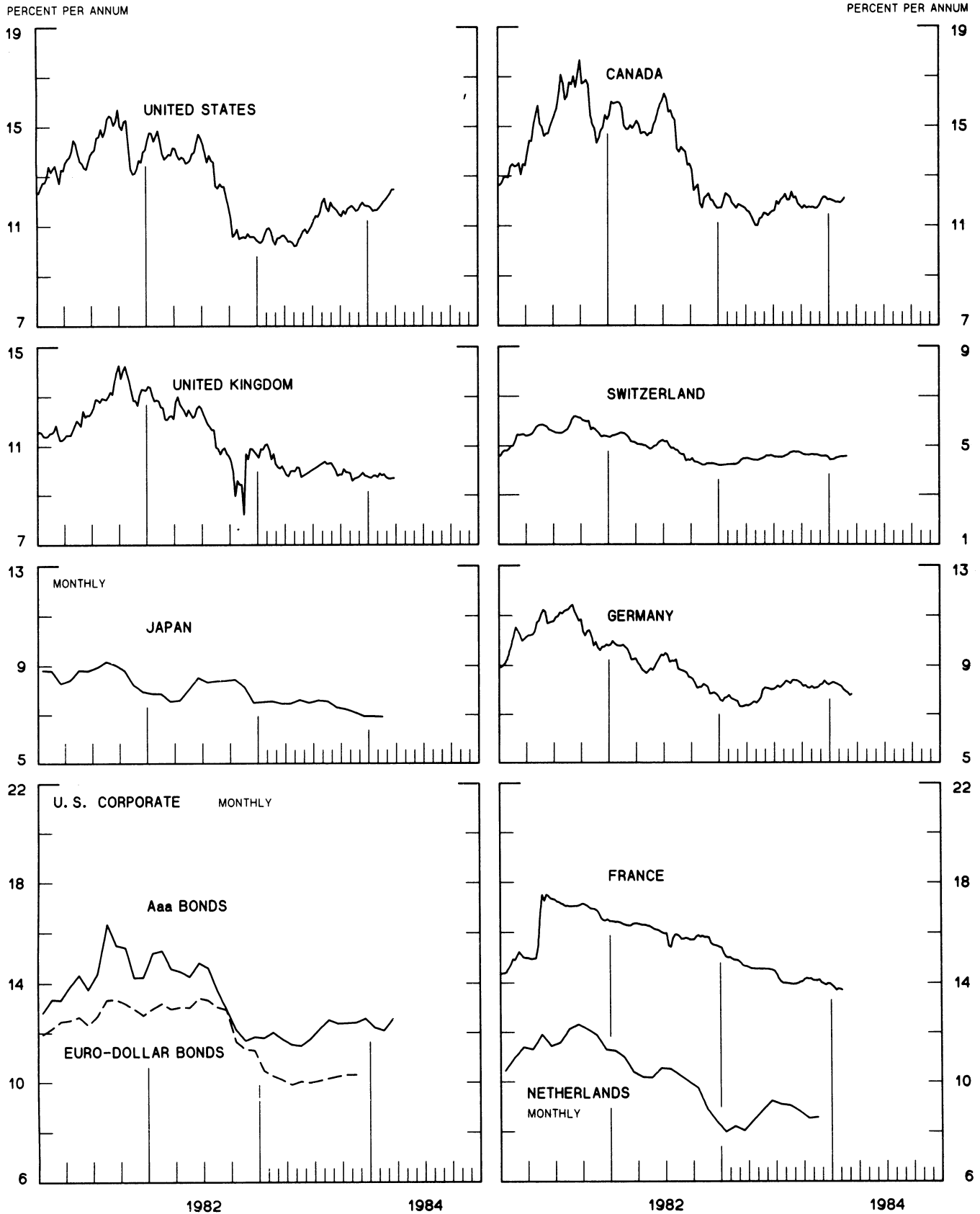
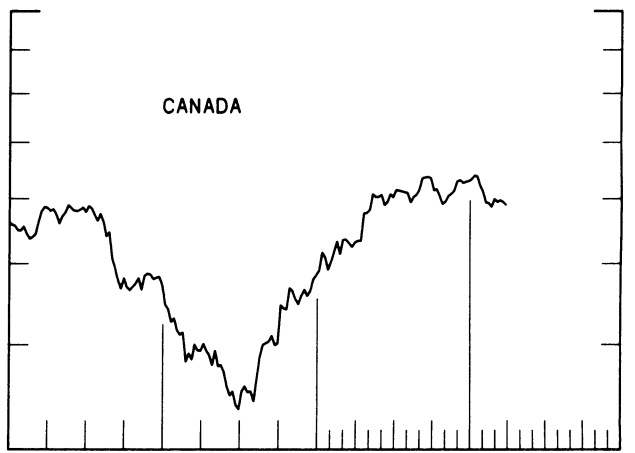
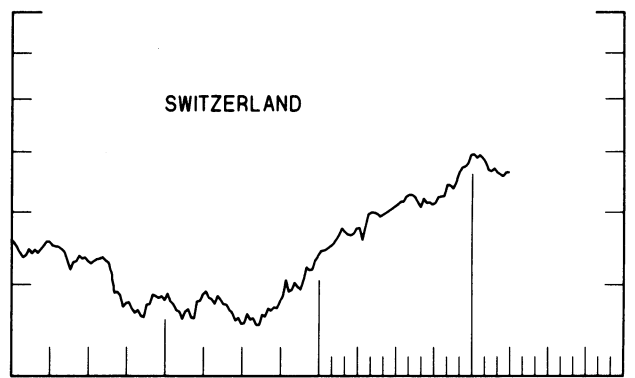
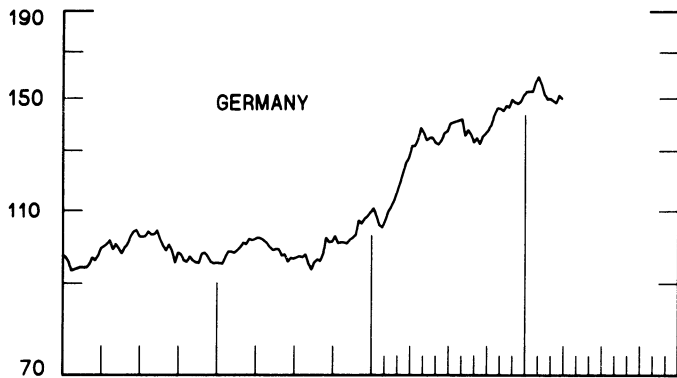
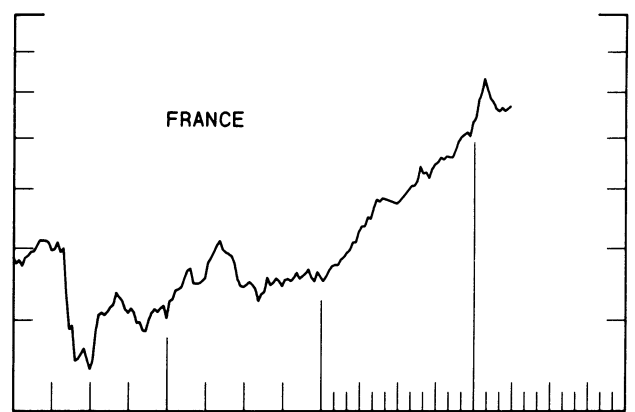
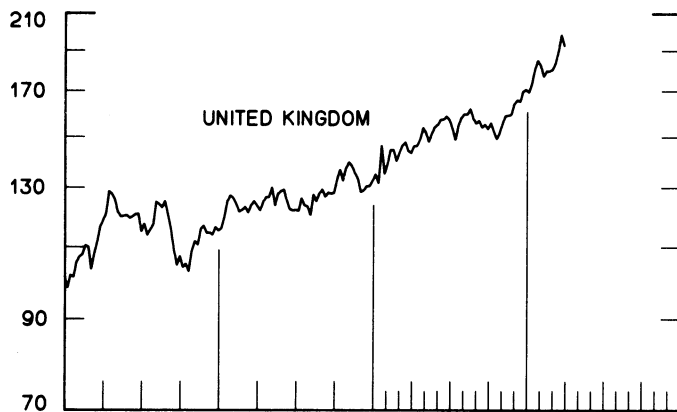
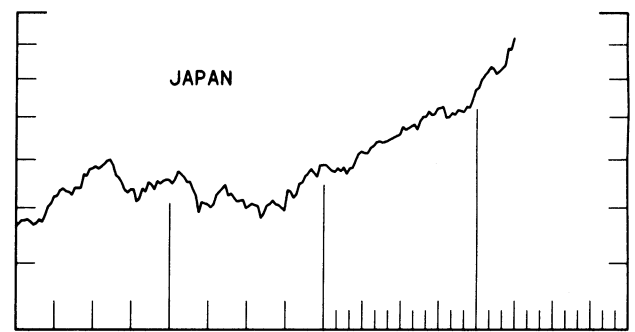
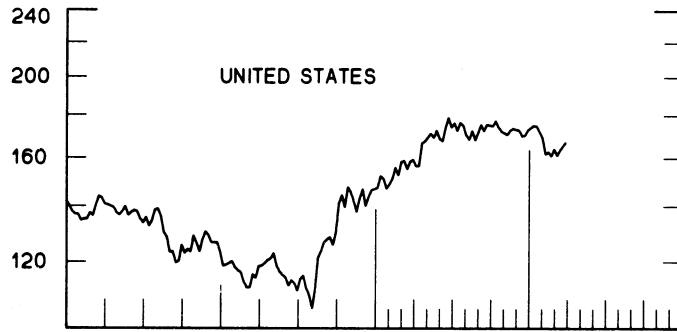


CHART 10
INDUSTRIAL STOCK INDICES
 WEEKLY SERIES

RATIO SCALE
 1969=100

RATIO SCALE
 1969=100



1982

1984

1982

1984

SERIES NAME

LAST VALUE PLOTTED
DATE VALUE

CHART 1. SPOT EXCHANGE RATES AND INDICES

WEEKLY AVERAGES, NOON BUYING RATES (U.S. CENTS)

GERMAN MARK	APRIL	4	38.40
JAPANESE YEN	APRIL	4	0.44488
DUTCH GUILDER	APRIL	4	34.02
U.K. POUND	APRIL	4	143.71
CANADIAN DOLLAR	APRIL	4	78.27
FRENCH FRANC	APRIL	4	12.48
SWISS FRANC	APRIL	4	46.34
BELGIAN FRANC	APRIL	4	1.87699
ITALIAN LIRA	APRIL	4	0.06174
SWEDISH KRONA	APRIL	4	12.91

INDICES, MARCH 1973 BASE RATES = 100

GERMAN MARK	APRIL	4	108.02
JAPANESE YEN	APRIL	4	116.48
DUTCH GUILDER	APRIL	4	97.67
U.K. POUND	APRIL	4	58.13
CANADIAN DOLLAR	APRIL	4	78.01
FRENCH FRANC	APRIL	4	56.22
SWISS FRANC	APRIL	4	149.10
BELGIAN FRANC	APRIL	4	73.96
ITALIAN LIRA	APRIL	4	35.07

WEIGHTED AVERAGE EXCHANGE VALUE INDICES, MAR 1973 = 100
(G-10 COUNTRIES PLUS SWITZERLAND)

U.S. DOLLAR	APRIL	4	128.52
GERMAN MARK	APRIL	4	138.89
JAPANESE YEN	APRIL	4	148.00
DUTCH GUILDER	APRIL	4	120.43
U.K. POUND	APRIL	4	68.33
CANADIAN DOLLAR	APRIL	4	94.67
FRENCH FRANC	APRIL	4	65.58
SWISS FRANC	APRIL	4	184.80
BELGIAN FRANC	APRIL	4	89.62
ITALIAN LIRA	APRIL	4	40.04
SWEDISH KRONA	APRIL	4	68.82

CHART 2. 3-MONTH FORWARD EXCHANGE RATES, PREMIUM OR DISCOUNT

CANADIAN DOLLAR	APRIL	4	0.21
U.K. POUND	APRIL	4	1.90
GERMAN MARK	APRIL	4	5.09
FRENCH FRANC	APRIL	4	-3.45
SWISS FRANC	APRIL	4	5.86
DUTCH GUILDER	APRIL	4	4.52
JAPANESE YEN	APRIL	4	4.45
ITALIAN LIRA	APRIL	4	-5.88

SERIES NAME	LAST VALUE PLOTTED	
	DATE	VALUE
CHART 3. GOLD PRICE IN LONDON, AFTERNOON FIXING		
U.S. DOLLARS PER FINE UNCE	APRIL 4	385.52
CHART 4. CALL MONEY RATES		
U.S. FEDERAL FUNDS	APRIL 4	10.41
OVERNIGHT EURO-DOLLAR DEPOSITS	APRIL 4	10.36
U.K.	MARCH 30	8.69
CANADA	FEB. 24	9.41
GERMANY	MARCH 30	5.55
EURO-DM	APRIL 6	5.38
JAPAN	MARCH 30	6.56
FRANCE	MARCH 30	12.50
NETHERLANDS	JAN. 1	10.30
EURO-SWISS FRANC	APRIL 6	4.67
CHART 5. 3-MONTH INTEREST RATES		
U.S. 90-DAY CD'S, SECONDARY MARKET	APRIL 4	10.36
GERMAN INTERBANK LOAN	APRIL 4	5.81
JAPANESE BANK LOANS & DISCOUNTS	APRIL 4	6.25
CANADIAN FINANCE PAPER	APRIL 4	10.74
INTERBANK STERLING	APRIL 4	8.89
SWISS INTERBANK LOAN	APRIL 4	3.66
WEIGHTED AVERAGE FOREIGN INTEREST RATE (G-10 COUNTRIES PLUS SWITZERLAND)	APRIL 4	8.47
CHART 6. EURO-DOLLAR DEPOSIT RATES: LONDON		
OVERNIGHT	APRIL 4	10.36
7-DAY	APRIL 4	10.35
1-MONTH	APRIL 4	10.44
3-MONTH	APRIL 4	10.66
6-MONTH	APRIL 4	10.94
1-YEAR	APRIL 4	11.45
CHART 7. SELECTED EURO-DOLLAR AND U.S. MONEY MARKET RATES		
OVERNIGHT EURO-DOLLAR DEPOSITS	APRIL 4	10.36
U.S. FEDERAL FUNDS	APRIL 4	10.41
DIFFERENTIAL ADJ. FOR RESERVE REQUIREMENTS	APRIL 4	-0.05
3-MONTH EURO-DOLLAR DEPOSIT RATE	APRIL 4	10.66
U.S. 90-DAY CD'S, SECONDARY MARKET	APRIL 4	10.36
DIFFERENTIAL	APRIL 4	0.30

SERIES NAME	LAST VALUE PLOTTED	
	DATE	VALUE
CHART 8. INTEREST ARBITRAGE, 3-MONTH FUNDS		
EURO-DOLLAR DEPOSIT	APRIL 4	10.66
INTERBANK STERLING (LONDON), COVERED	APRIL 4	10.83
DIFFERENTIAL	APRIL 4	-0.17
U.S. COMMERCIAL PAPER	APRIL 4	10.09
CANADIAN FINANCE PAPER, COVERED	APRIL 4	10.95
DIFFERENTIAL	APRIL 4	-1.86
EURO-DOLLAR DEPOSIT	APRIL 4	10.66
INTERBANK DM (FRANKFURT), COVERED	APRIL 4	10.98
DIFFERENTIAL	APRIL 4	-0.31
EURO-DOLLAR DEPOSIT	APRIL 4	10.66
SWISS INTERBANK, COVERED	APRIL 4	9.57
DIFFERENTIAL	APRIL 4	1.09

CHART 9. LONG TERM GOVERNMENT BOND YIELDS

UNITED STATES	MARCH 30	12.46
GERMANY	MARCH 16	7.82
JAPAN (MONTHLY)	FEB.	6.92
SWITZERLAND	MARCH 2	4.56
CANADA	FEB. 24	12.10
FRANCE	FEB. 10	13.71
NETHERLANDS (MONTHLY)	NOV.	8.57
UNITED KINGDOM	MARCH 30	9.70
U.S. CORPORATE		
AAA BONDS	MARCH	12.57
EURO-DOLLAR BONDS	NOV.	10.29

CHART 10. STOCK INDICES

UNITED STATES	MARCH 28	167.14
UNITED KINGDOM	MARCH 28	192.42
CANADA	MARCH 28	235.66
GERMANY	MARCH 28	149.84
SWITZERLAND	MARCH 28	122.78
NETHERLANDS	MARCH 28	153.25
FRANCE	MARCH 28	163.51
JAPAN	MARCH 28	223.72

FEDERAL RESERVE statistical release



H. 10 (512)

FOREIGN EXCHANGE RATES

APRIL 9, 1984

FOR THE WEEK ENDING APRIL 6, 1984

The Board of Governors of the Federal Reserve System is advised that the Federal Reserve Bank of New York has certified for customs purposes the following noon buying rate in New York City for cable transfers payable in foreign currencies:

COUNTRY	MONETARY UNIT	(CURRENCY UNITS PER DOLLAR)				
		APR. 2	APR. 3	APR. 4	APR. 5	APR. 6
*AUSTRALIA	DOLLAR	93.80	94.05	94.03	92.80	92.08
AUSTRIA	SCHILLING	18.305	18.378	18.425	18.515	18.438
BELGIUM	FRANC	53.140	53.600	53.590	53.790	53.600
BRAZIL	CRUZEIRO	1335.00	1335.00	1335.00	1335.00	1335.00
CANADA	DOLLAR	1.2745	1.2778	1.2799	1.2788	1.2791
CHINA, P.R.	YUAN	2.0639	2.0743	2.0743	2.0743	2.0846
DENMARK	KRONE	9.5600	9.6550	9.6320	9.6650	9.6350
FINLAND	MARKKA	5.5570	5.6110	5.6120	5.5950	5.6350
FRANCE	FRANC	8.0040	8.0650	8.0550	8.0960	8.0670
GERMANY	D. MARK	2.5980	2.6225	2.6215	2.6310	2.6225
GREECE	DRACHMA	103.150	103.950	104.100	103.850	104.130
HONG KONG	DOLLAR	7.8095	7.8060	7.8060	7.7980	7.8010
INDIA	RUPEE	10.7600	10.7800	10.7700	10.7700	10.7700
*IRELAND	POUND	117.72	116.65	116.68	116.25	116.60
ISRAEL	SHEKEL	155.740	157.020	158.420	159.400	161.290
ITALY	LIRA	1616.00	1625.00	1624.00	1631.00	1623.00
JAPAN	YEN	224.65	225.10	225.35	225.60	225.35
MALAYSIA	RINGGIT	2.2945	2.2955	2.2920	2.2900	2.2940
MEXICO	PESO	176.5000	176.7500	176.5500	177.3500	177.5000
NETHERLANDS	GILDER	2.9350	2.9575	2.9570	2.9675	2.9590
*NEW ZEALAND	DOLLAR	66.400	66.330	66.300	66.000	65.950
NORWAY	KRONE	7.5200	7.5550	7.5560	7.5575	7.5575
PHILIPPINES	PESO	14.2500	14.2500	14.2500	14.2500	14.2500
PORTUGAL	ESCUDO	132.250	133.350	133.250	133.100	134.000
SINGAPORE	DOLLAR	2.0860	2.0885	2.0870	2.0870	2.0930
*SOUTH AFRICA	RAND	80.50	80.50	79.90	80.25	80.25
SCOTLAND	POUND	793.80	794.40	795.40	795.40	795.40
SPAIN	PESETA	148.400	150.170	151.030	149.170	150.630
SRI LANKA	RUPEE	25.140	25.130	25.140	25.130	25.130
SWEDEN	KRONA	7.7350	7.7800	7.7800	7.7925	7.7860
SWITZERLAND	FRANC	2.1535	2.1675	2.1715	2.1810	2.1750
TAIWAN	DOLLAR	39.950	39.930	NA	39.920	39.900
THAILAND	BAHT	23.010	23.010	23.010	23.010	23.010
*UNITED KINGDOM	POUND	143.30	143.15	143.25	142.60	143.00
VENEZUELA	BOLIVAR	14.0000	14.0000	14.0000	14.0000	14.1000
MEMO:						
UNITED STATES	DOLLAR	128.36	129.10	129.09	129.50	129.16

*INDEX OF WEIGHTED AVERAGE EXCHANGE VALUE OF U.S. DOLLAR AGAINST CURRENCIES OF OTHER G-11 COUNTRIES. MARCH 1973 = 100. WEIGHTS ARE 1972-76 GLOBAL TRADE OF EACH OF THE 10 COUNTRIES. SERIES REVISED AS OF AUGUST 1978. FOR DESCRIPTION AND FACT DATA, SEE "INDEX OF THE WEIGHTED-AVERAGE EXCHANGE VALUE OF THE U.S. DOLLAR: REVISION" ON PAGE 700 OF THE AUGUST 1978 FEDERAL RESERVE BULLETIN.

*VALUE IS U.S. CENTS