

S-440

(516/517)

DATA FILE  
LIBRARY  
FEDERAL RESERVE BANK  
OF CHICAGO

LIBRARY  
APR 2 1984  
FEDERAL RESERVE  
BANK OF CHICAGO

# Selected Interest & Exchange Rates

## Weekly Series of Charts

March 26, 1984

Prepared by the  
FINANCIAL MARKETS  
SECTION

DIVISION OF  
INTERNATIONAL FINANCE

BOARD OF GOVERNORS  
FEDERAL RESERVE SYSTEM  
Washington, D.C. 20551

---

# Table of Contents

## **TABLES**

1. LATEST FIGURES PLOTTED
2. DAILY CERTIFIED SPOT EXCHANGE RATES--  
H.10 RELEASE

## **CHARTS**

1. SPOT EXCHANGE RATE INDICES
2. 3-MONTH FORWARD EXCHANGE RATES
3. GOLD PRICE--LONDON
4. CALL MONEY RATES
5. 3-MONTH INTEREST RATES
6. EURO-DOLLAR DEPOSIT RATES
7. SELECTED EURO-DOLLAR AND U.S. MONEY MARKET RATES
8. INTEREST ARBITRAGE: 3-MONTH FUNDS
9. LONG-TERM GOVERNMENT BOND YIELDS
10. INDUSTRIAL STOCK INDICES

## **SUBSCRIPTION RATES:**

Weekly \$15.00 per year or \$.40 each in the United States, its possessions, Canada, and Mexico; 10 or more of the same issue to one address, \$13.50 per year or \$.35 each. Elsewhere, \$20.00 per year or \$.50 each. Address requests to Publications Services, Division of Administrative Services, and make payment remittance payable to the order of the Board of Governors of the Federal Reserve System in a form collectible at par in U.S. Currency.

CHART 1

# SPOT EXCHANGE INDICES

DOLLAR PRICES OF FOREIGN CURRENCIES AND WEIGHTED AVERAGE VALUES (THIN LINE)  
AVERAGES FOR WEEK ENDING WEDNESDAY

RATIO SCALE  
MARCH 1973=100

RATIO SCALE  
MARCH 1973=100

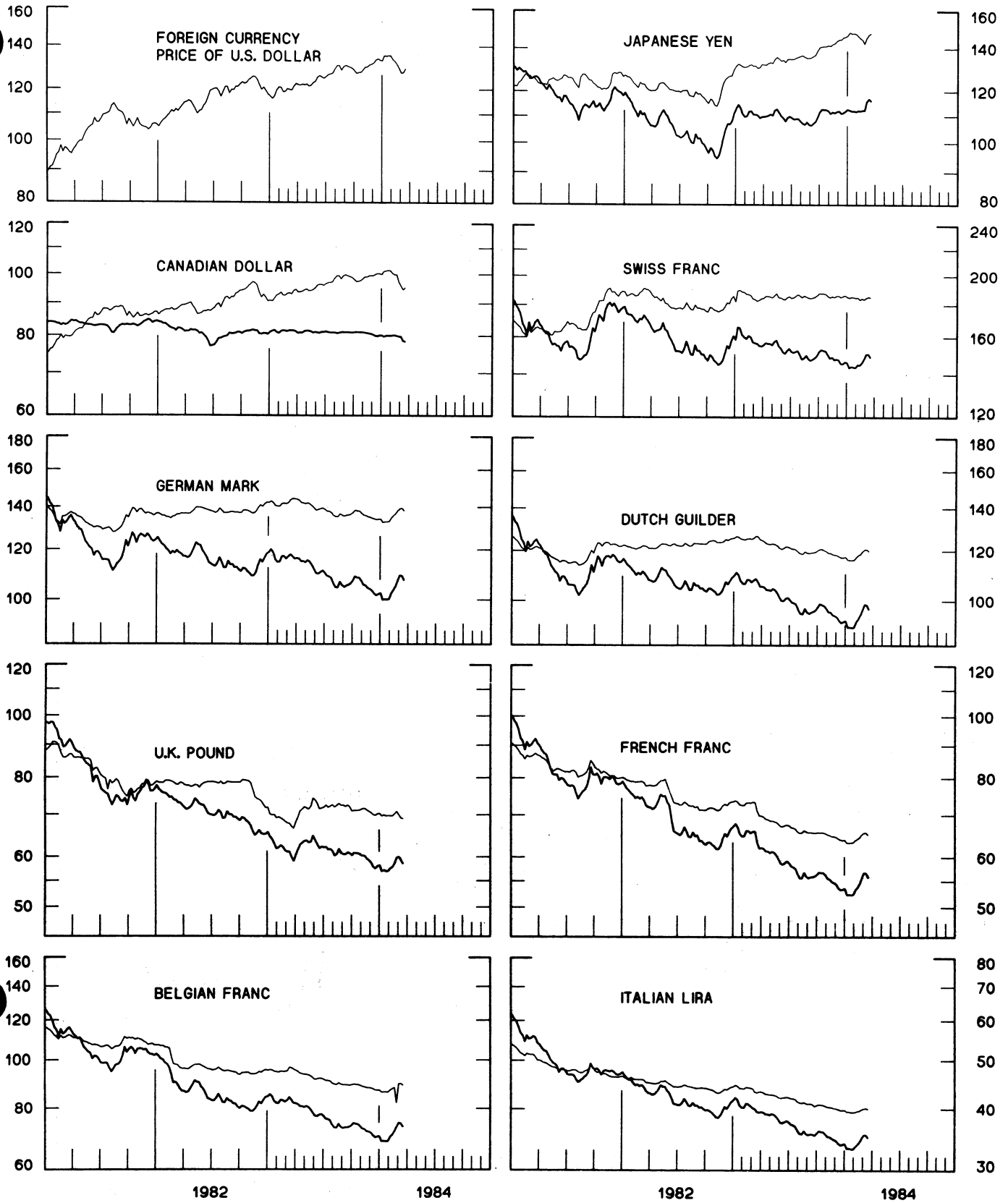


CHART 2  
 3-MONTH FORWARD EXCHANGE RATES

PREMIUM (+) OR (-)  
 AVERAGES FOR WEEK ENDING WEDNESDAY

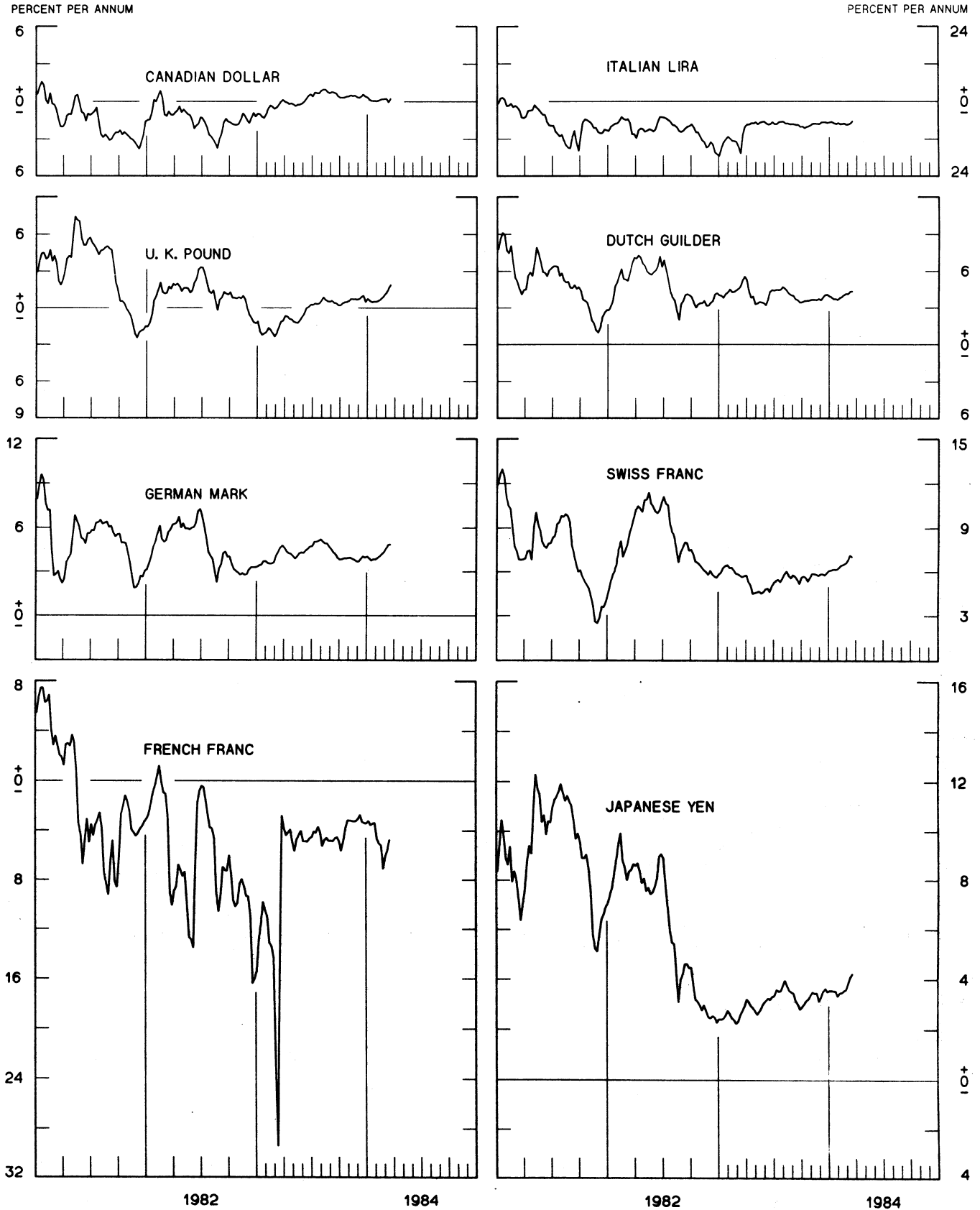


CHART 3  
PRICE OF GOLD IN LONDON  
AVERAGES FOR WEEK ENDING WEDNESDAY

U.S. DOLLARS PER FINE OUNCE

U.S. DOLLARS PER FINE OUNCE

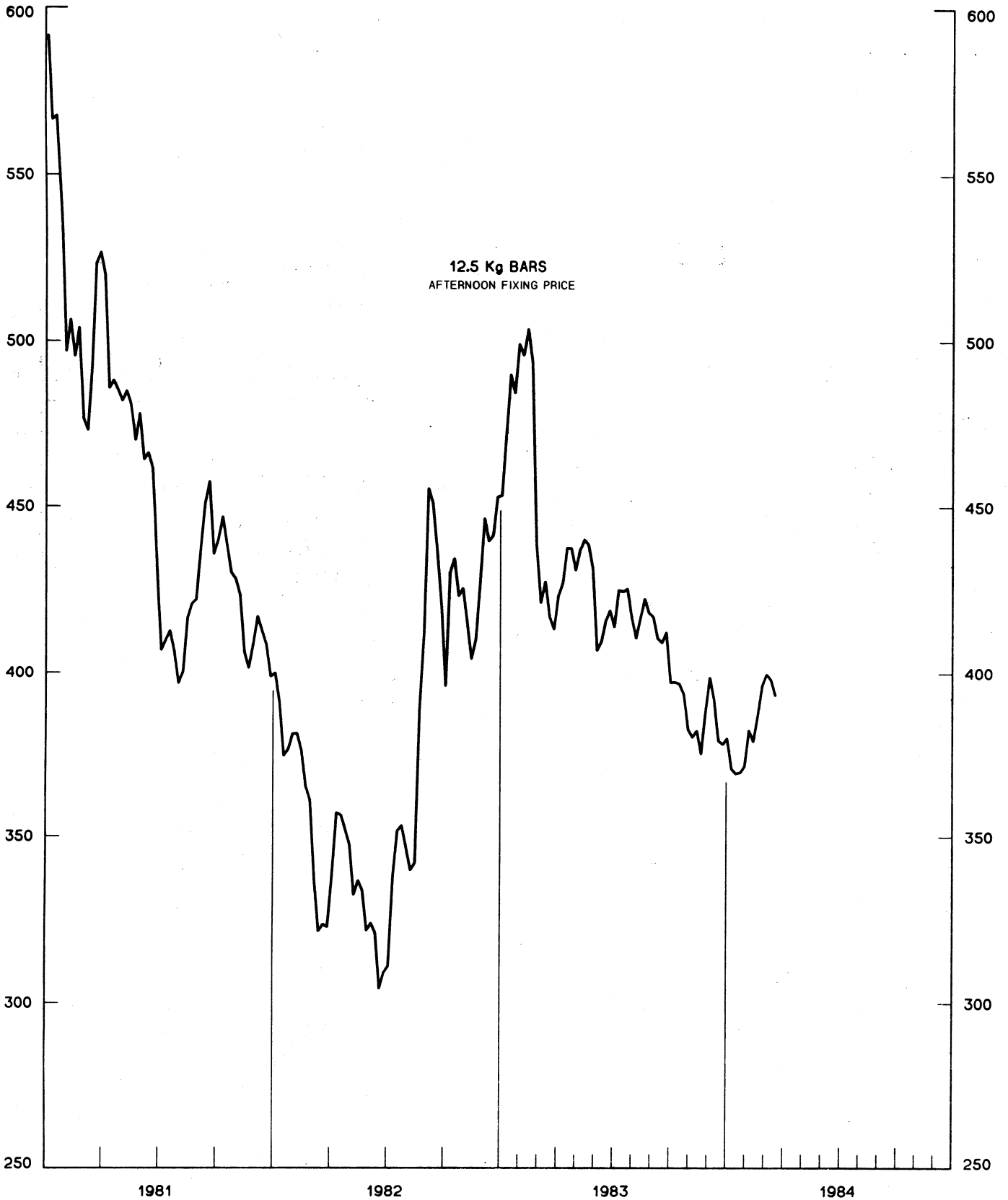


CHART 4  
**CALL MONEY RATES**  
 WEEKLY SERIES

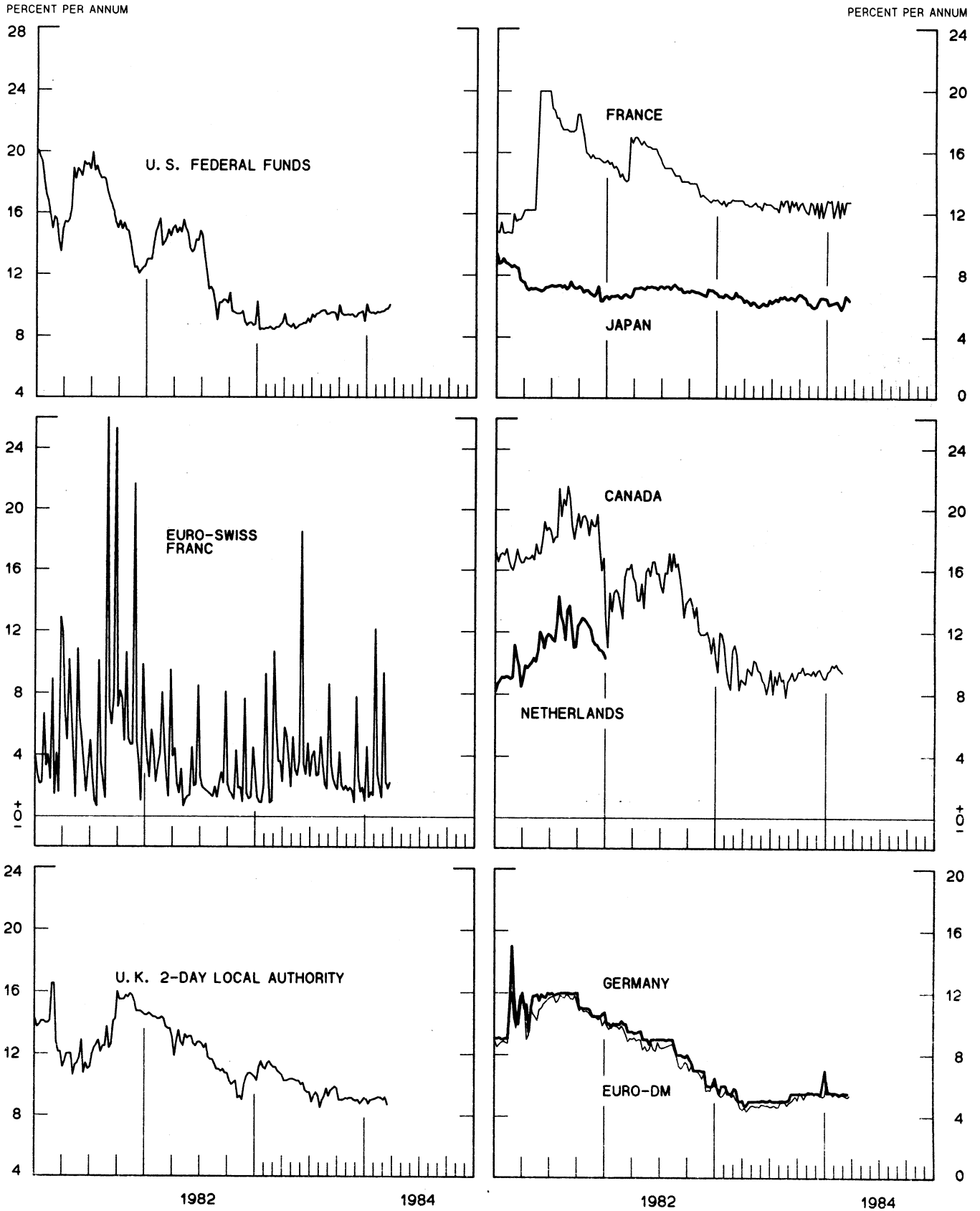


CHART 5  
**3-MONTH INTEREST RATES**  
 WEEKLY SERIES

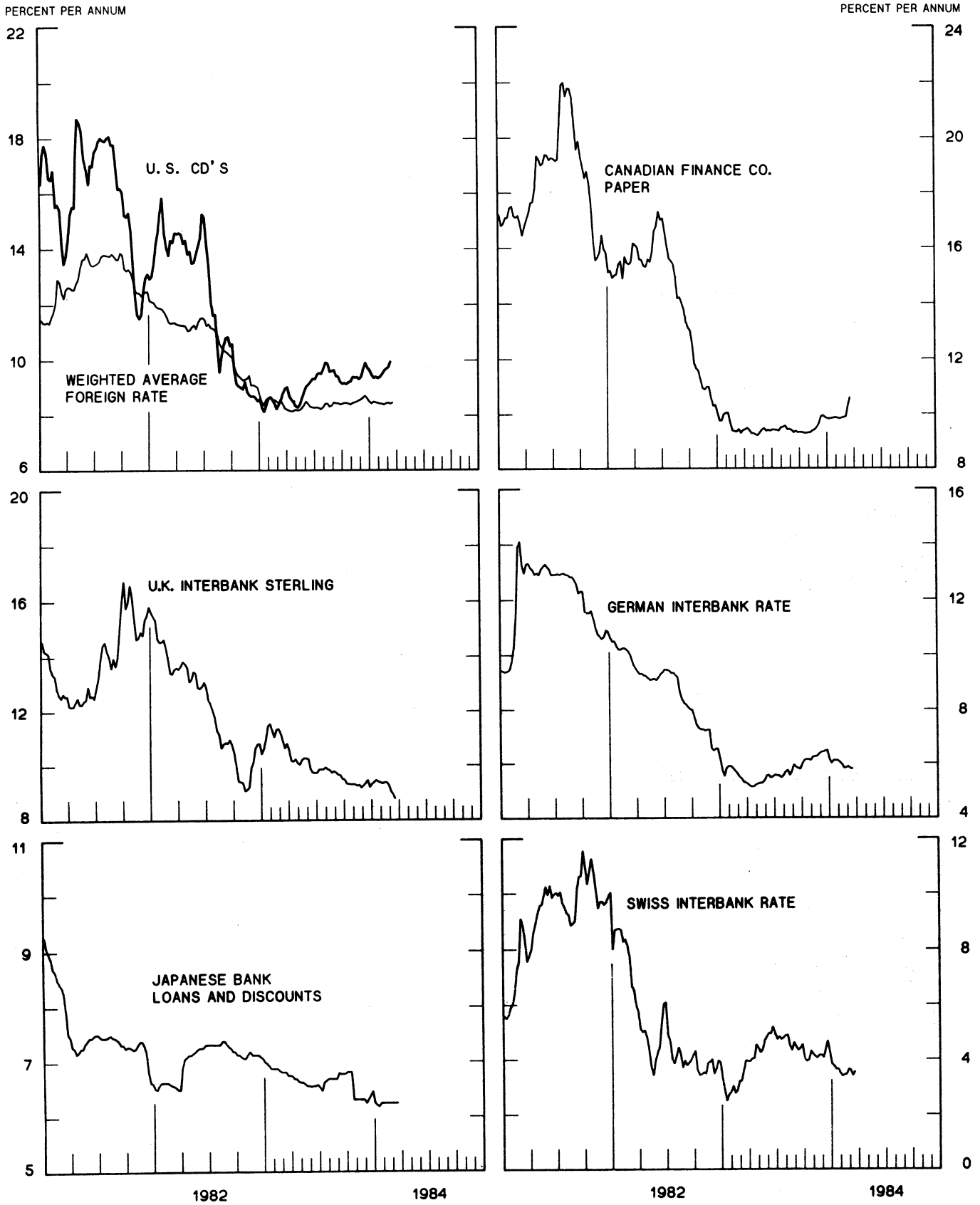
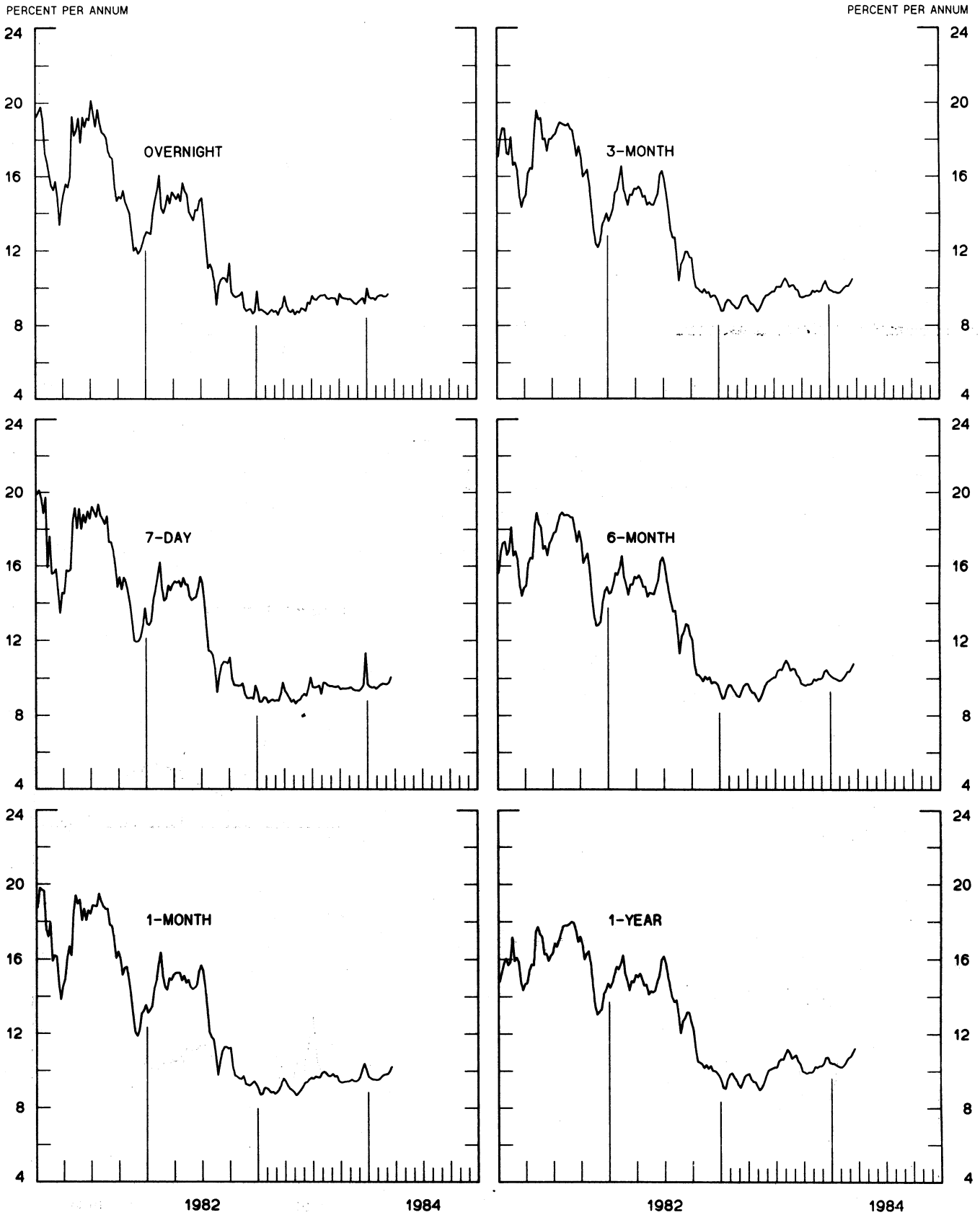


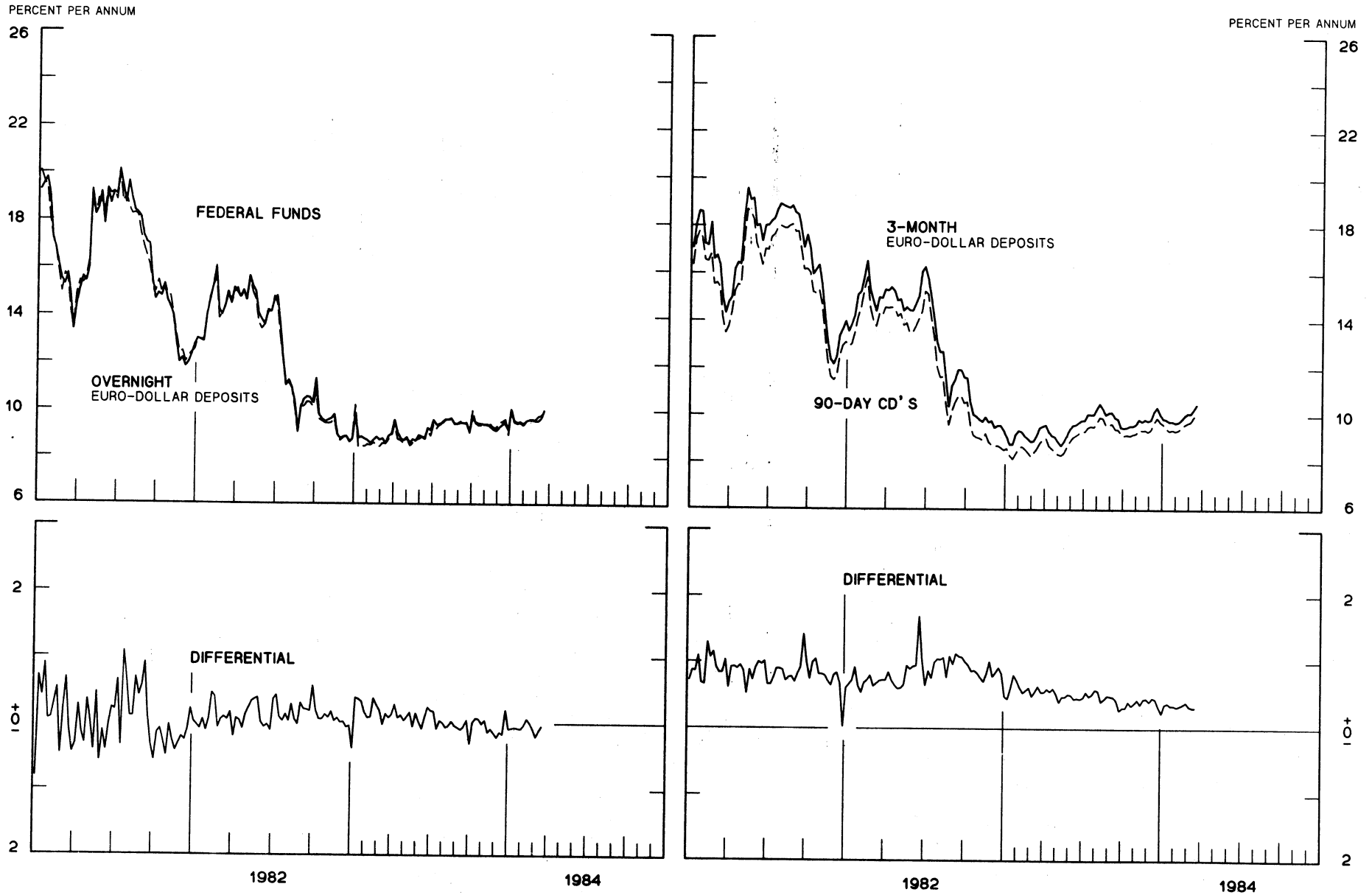
CHART 6  
 EURO-DOLLAR DEPOSIT RATES LONDON  
 AVERAGES FOR WEEK ENDING WEDNESDAY





# SELECTED EURO-DOLLAR AND U. S. MONEY MARKET RATES

DIFFERENTIAL: PLUS(+), FAVORS BORROWING IN U. S.  
AVERAGES FOR WEEK ENDING WEDNESDAY



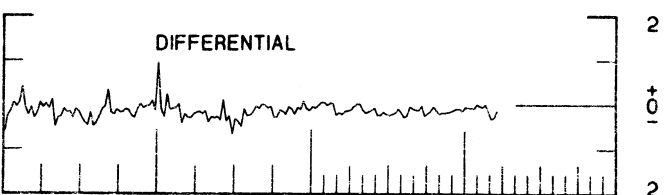

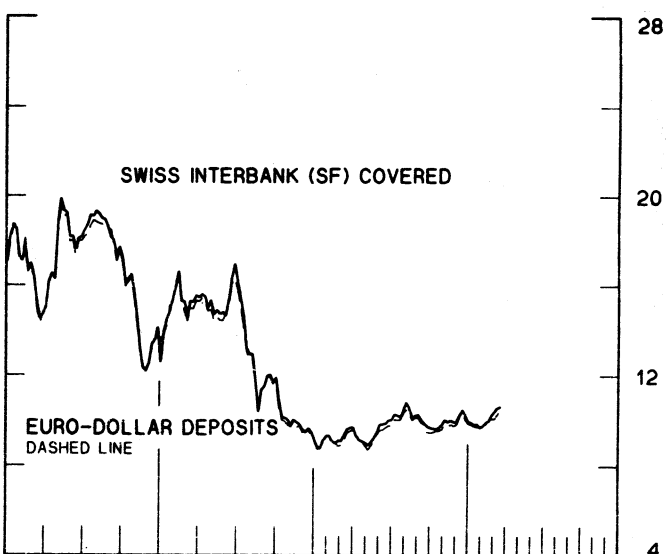
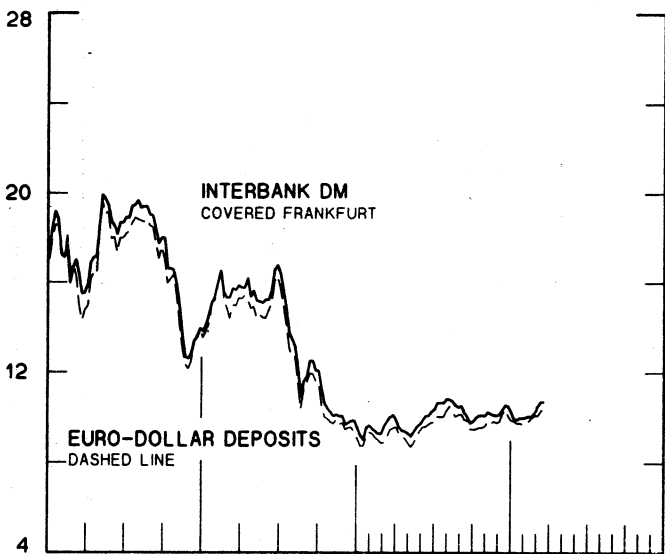
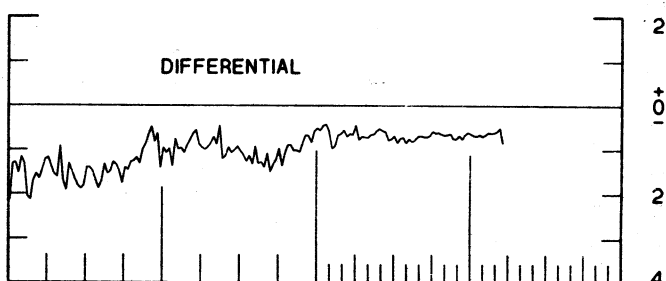
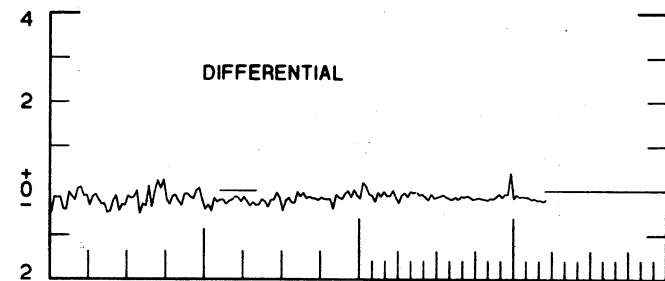
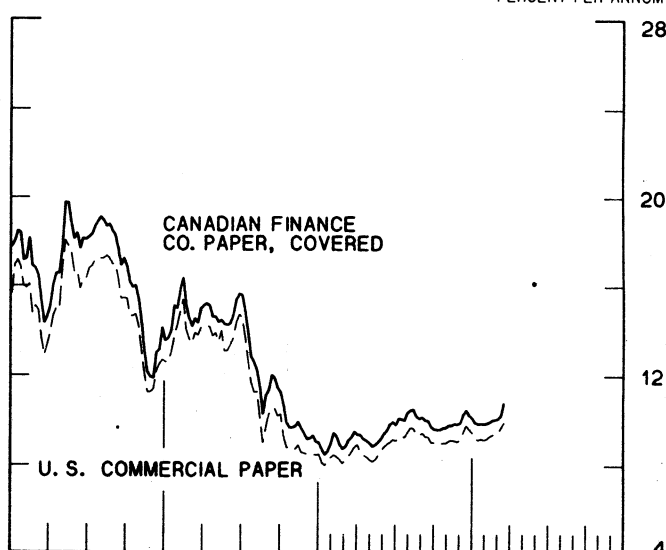
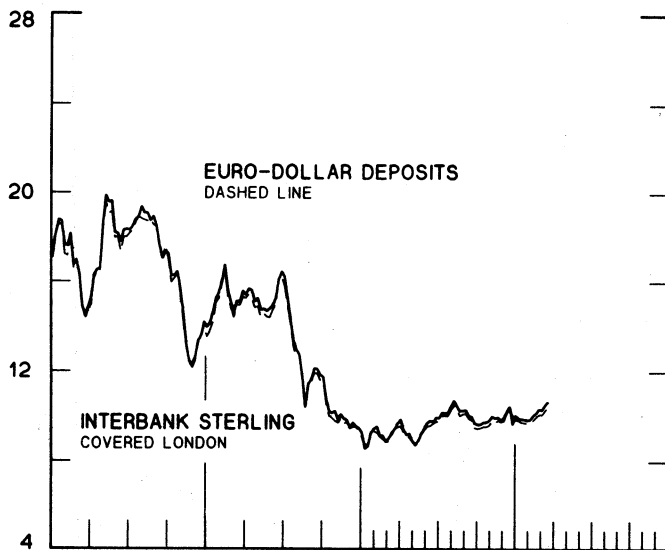
1 PERCENT ON DIFFERENTIAL SCALE = 2 PERCENT ON RATE SCALE

# INTEREST ARBITRAGE: 3-MONTH FUNDS

DIFFERENTIAL: PLUS(+), INDICATES FAVOR DOLLAR ASSETS  
AVERAGES FOR WEEK ENDING WEDNESDAY

PERCENT PER ANNUM

PERCENT PER ANNUM



1982

1984

1982

1984

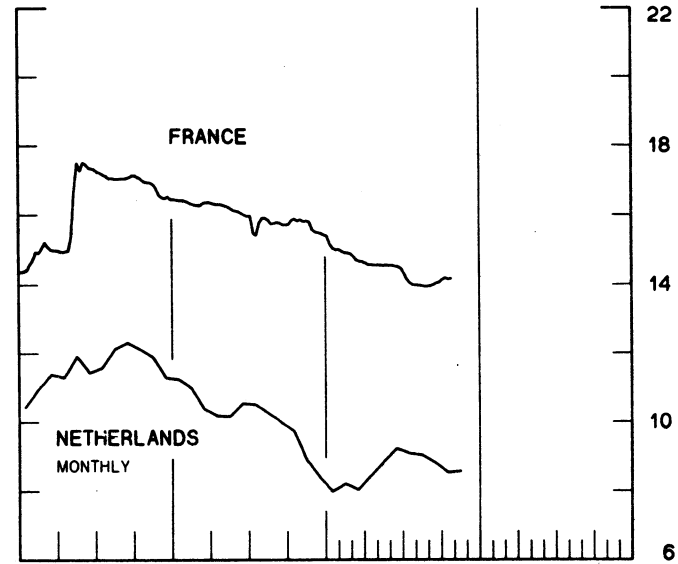
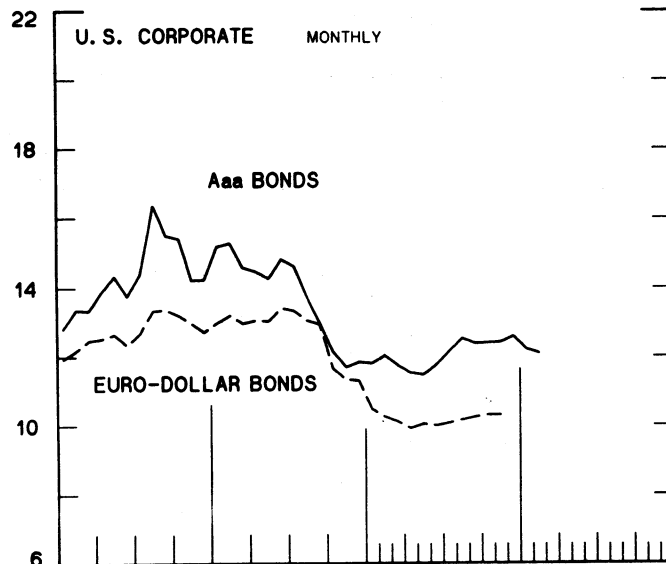
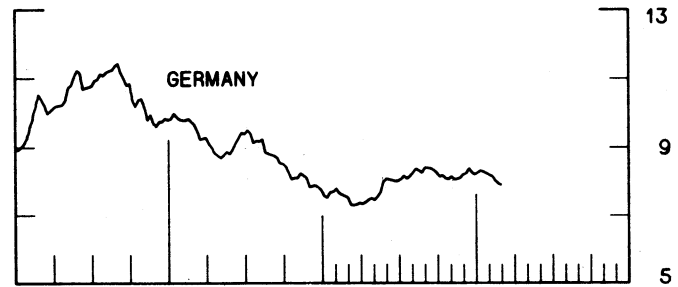
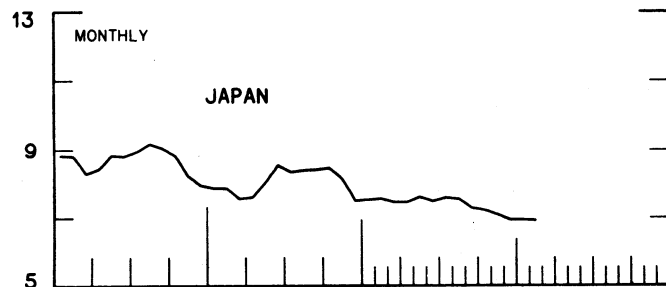
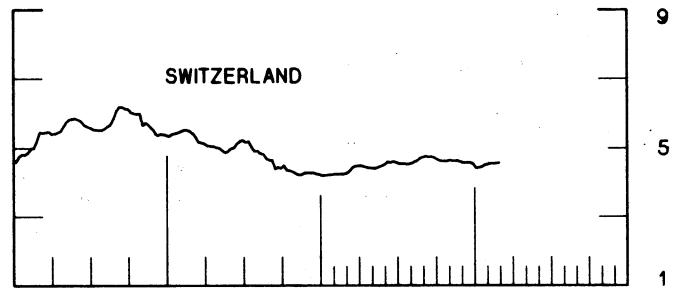
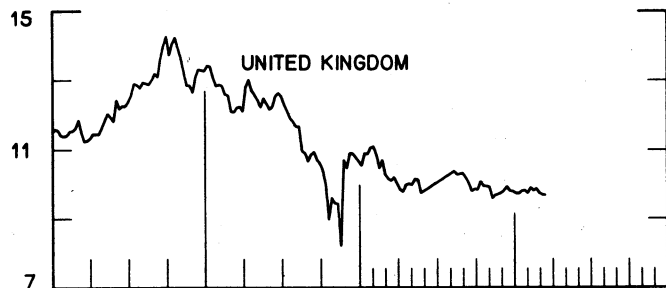
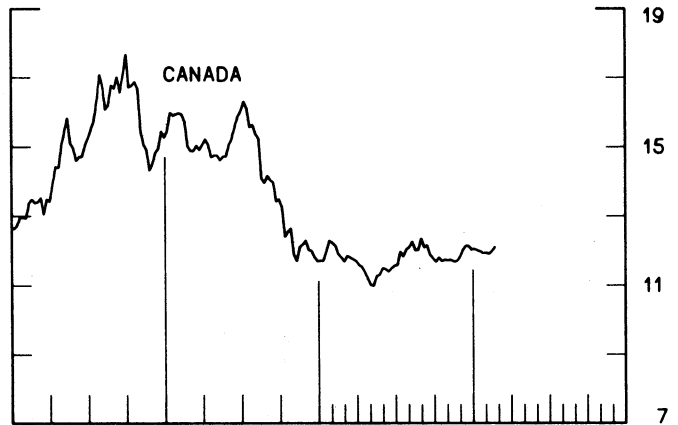
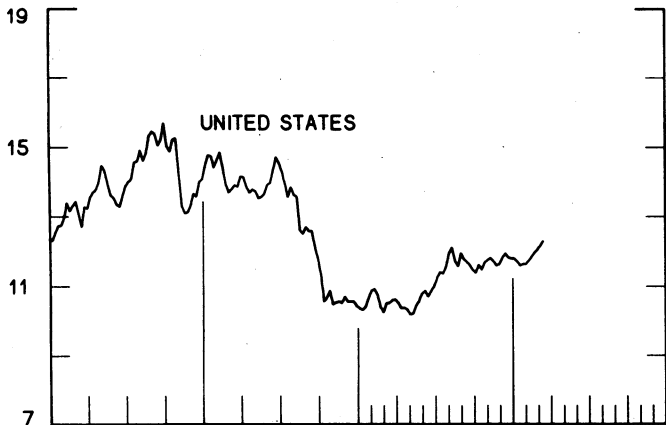
1 PERCENT ON DIFFERENTIAL SCALE = 2 PERCENT ON RATE SCALE

# LONG-TERM GOVERNMENT BOND YIELDS

WEEKLY SERIES

PERCENT PER ANNUM

PERCENT PER ANNUM



1982

1984

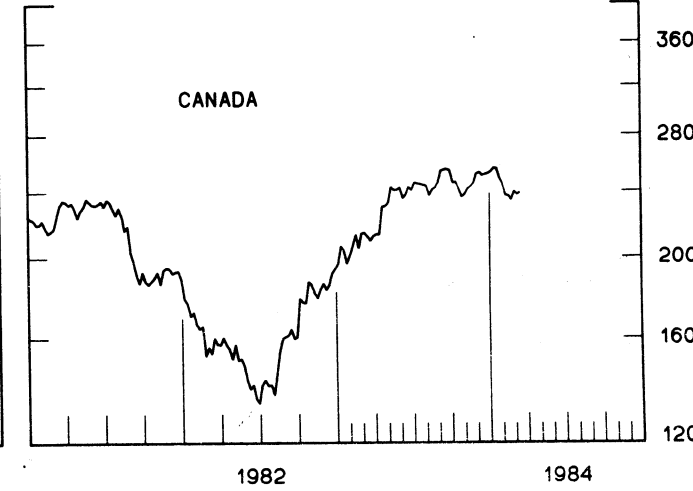
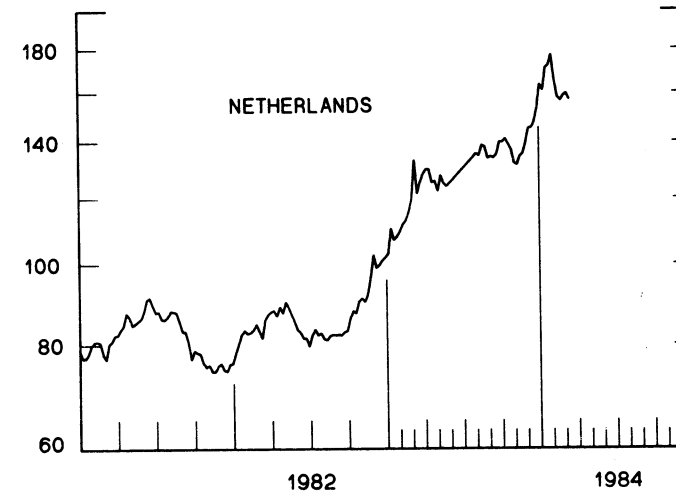
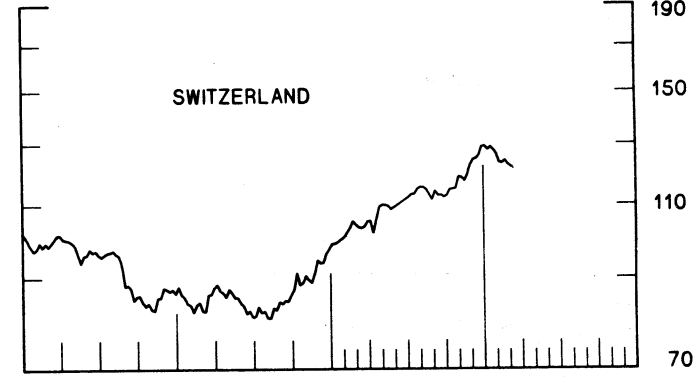
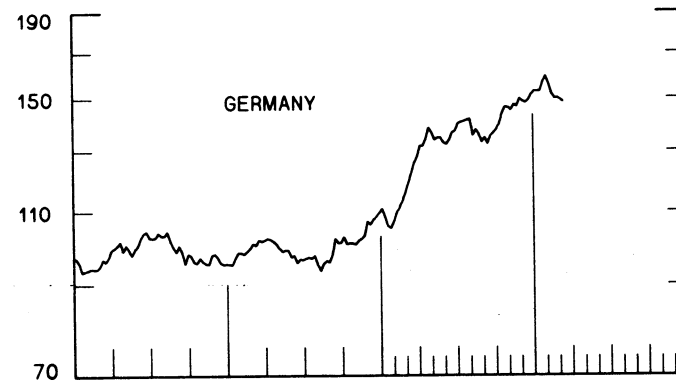
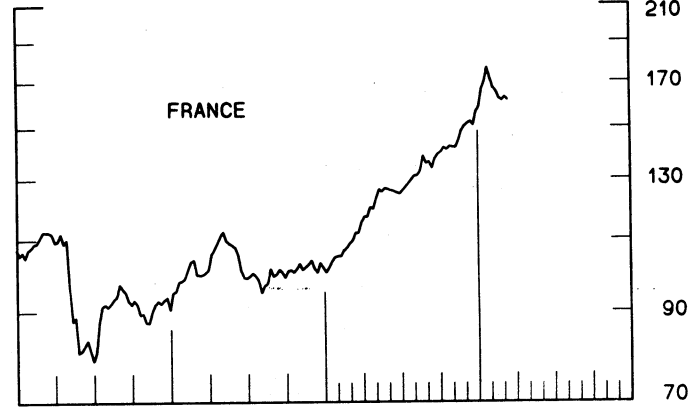
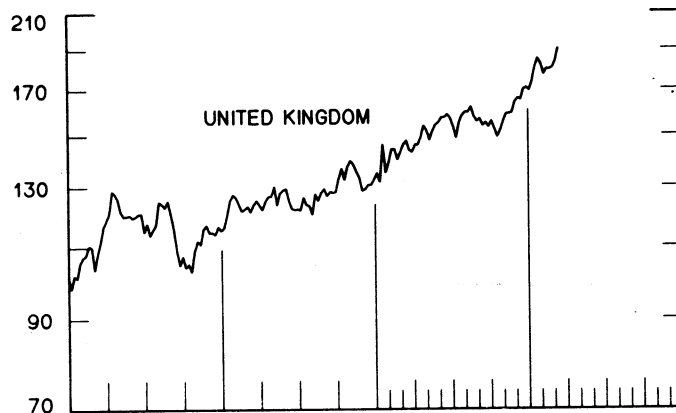
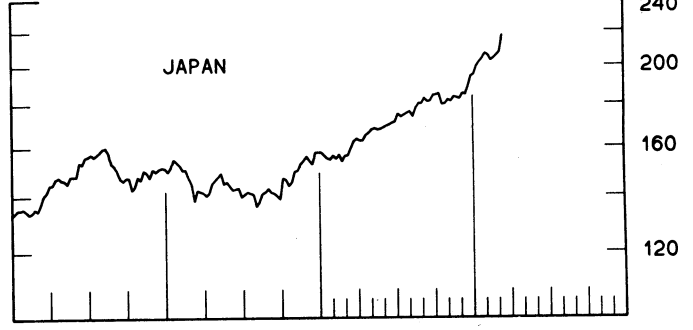
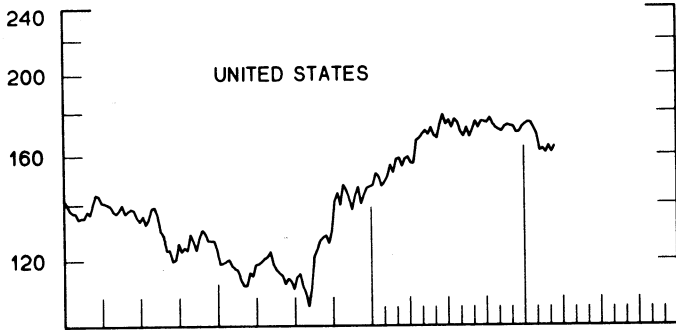
1982

1984

CHART  
**INDUSTRIAL STOCK INDICES**  
 WEEKLY SERIES

RATIO SCALE  
 1969=100

RATIO SCALE  
 1969=100



1982

1984

1982

1984

SERIES NAME

LAST VALUE PLOTTED  
DATE VALUE

CHART 1. SPOT EXCHANGE RATES AND INDICES

WEEKLY AVERAGES, NOON BUYING RATES (U.S. CENTS)

GERMAN MARK	MARCH 21	38.10
JAPANESE YEN	MARCH 21	0.44305
DUTCH GUILDER	MARCH 21	33.75
U.K. POUND	MARCH 21	144.39
CANADIAN DOLLAR	MARCH 21	78.46
FRENCH FRANC	MARCH 21	12.36
SWISS FRANC	MARCH 21	46.27
BELGIAN FRANC	MARCH 21	1.86258
ITALIAN LIRA	MARCH 21	0.06149
SWEDISH KRONA	MARCH 21	12.85

INDICES, MARCH 1973 BASE RATES = 100

GERMAN MARK	MARCH 21	107.18
JAPANESE YEN	MARCH 21	116.01
DUTCH GUILDER	MARCH 21	96.88
U.K. POUND	MARCH 21	58.40
CANADIAN DOLLAR	MARCH 21	78.20
FRENCH FRANC	MARCH 21	55.71
SWISS FRANC	MARCH 21	148.87
BELGIAN FRANC	MARCH 21	73.40
ITALIAN LIRA	MARCH 21	34.93

WEIGHTED AVERAGE EXCHANGE VALUE INDICES, MAR 1973 = 100  
(G-10 COUNTRIES PLUS SWITZERLAND)

U.S. DOLLAR	MARCH 21	129.08
GERMAN MARK	MARCH 21	138.16
JAPANESE YEN	MARCH 21	147.88
DUTCH GUILDER	MARCH 21	119.84
U.K. POUND	MARCH 21	68.94
CANADIAN DOLLAR	MARCH 21	95.27
FRENCH FRANC	MARCH 21	65.17
SWISS FRANC	MARCH 21	185.16
BELGIAN FRANC	MARCH 21	89.22
ITALIAN LIRA	MARCH 21	40.01
SWEDISH KRONA	MARCH 21	68.74

CHART 2. 3-MONTH FORWARD EXCHANGE RATES, PREMIUM OR DISCOUNT

CANADIAN DOLLAR	MARCH 21	0.18
U.K. POUND	MARCH 21	1.86
GERMAN MARK	MARCH 21	4.83
FRENCH FRANC	MARCH 21	-4.76
SWISS FRANC	MARCH 21	7.00
DUTCH GUILDER	MARCH 21	4.32
JAPANESE YEN	MARCH 21	4.23
ITALIAN LIRA	MARCH 21	-6.41

SERIES NAME

LAST VALUE PLOTTED  
DATE VALUE

CHART 3. GOLD PRICE IN LONDON, AFTERNOON FIXING

U.S. DOLLARS PER FINE OUNCE MARCH 21 393.41

CHART 4. CALL MONEY RATES

U.S. FEDERAL FUNDS	MARCH 21	10.04
OVERNIGHT EURO-DOLLAR DEPOSITS	MARCH 21	10.00
U.K.	MARCH 16	8.69
CANADA	FEB. 24	9.41
GERMANY	MARCH 16	5.50
EURO-DM	MARCH 23	5.40
JAPAN	MARCH 16	6.31
FRANCE	MARCH 16	12.75
NETHERLANDS	JAN. 1	10.30
EURO-SWISS FRANC	MARCH 23	2.25

CHART 5. 3-MONTH INTEREST RATES

U.S. 90-DAY CD'S, SECONDARY MARKET	MARCH 21	10.16
GERMAN INTERBANK LOAN	MARCH 21	5.79
JAPANESE BANK LOANS & DISCOUNTS	MARCH 21	6.25
CANADIAN FINANCE PAPER	MARCH 21	10.59
INTERBANK STERLING	MARCH 21	8.78
SWISS INTERBANK LOAN	MARCH 21	3.55
WEIGHTED AVERAGE FOREIGN INTEREST RATE (G-10 COUNTRIES PLUS SWITZERLAND)	MARCH 21	8.46

CHART 6. EURO-DOLLAR DEPOSIT RATES: LONDON

OVERNIGHT	MARCH 21	10.00
7-DAY	MARCH 21	10.08
1-MONTH	MARCH 21	10.24
3-MONTH	MARCH 21	10.48
6-MONTH	MARCH 21	10.79
1-YEAR	MARCH 21	11.24

CHART 7. SELECTED EURO-DOLLAR AND U.S. MONEY MARKET RATES

OVERNIGHT EURO-DOLLAR DEPOSITS	MARCH 21	10.00
U.S. FEDERAL FUNDS	MARCH 21	10.04
DIFFERENTIAL ADJ. FOR RESERVE REQUIREMENTS	MARCH 21	-0.04
3-MONTH EURO-DOLLAR DEPOSIT RATE	MARCH 21	10.48
U.S. 90-DAY CD'S, SECONDARY MARKET	MARCH 21	10.16
DIFFERENTIAL	MARCH 21	0.32

LAST VALUE PLOTTED  
DATE VALUE

SERIES NAME

CHART 8. INTEREST ARBITRAGE, 3-MONTH FUNDS

EURO-DOLLAR DEPOSIT	MARCH 21	10.48
INTERBANK STERLING (LONDON), COVERED	MARCH 21	10.68
DIFFERENTIAL	MARCH 21	-0.20
U.S. COMMERCIAL PAPER	MARCH 21	9.92
CANADIAN FINANCE PAPER, COVERED	MARCH 21	10.78
DIFFERENTIAL	MARCH 21	-0.86
EURO-DOLLAR DEPOSIT	MARCH 21	10.48
INTERBANK DM (FRANKFURT), COVERED	MARCH 21	10.69
DIFFERENTIAL	MARCH 21	-0.21
EURO-DOLLAR DEPOSIT	MARCH 21	10.48
SWISS INTERBANK, COVERED	MARCH 21	10.62
DIFFERENTIAL	MARCH 21	-0.14

CHART 9. LONG TERM GOVERNMENT BOND YIELDS

UNITED STATES	MARCH 16	12.29
GERMANY	MARCH 2	7.88
JAPAN (MONTHLY)	FEB.	6.92
SWITZERLAND	MARCH 2	4.56
CANADA	FEB. 24	12.10
FRANCE	OCT. 28	14.17
NETHERLANDS (MONTHLY)	NOV.	8.57
UNITED KINGDOM	MARCH 16	9.67

U.S. CORPORATE

AAA BONDS	FEB.	12.08
EURO-DOLLAR BONDS	NOV.	10.29

CHART 10. STOCK INDICES

UNITED STATES	MARCH 14	163.65
UNITED KINGDOM	MARCH 14	190.08
CANADA	MARCH 14	238.79
GERMANY	MARCH 14	148.19
SWITZERLAND	MARCH 14	121.41
NETHERLANDS	MARCH 14	156.74
FRANCE	MARCH 14	161.40
JAPAN	MARCH 14	217.15

# FEDERAL RESERVE statistical release



H. 10 (512)

## FOREIGN EXCHANGE RATES

MARCH 27, 1984

FOR THE WEEK ENDING MARCH 23, 1984

The Board of Governors of the Federal Reserve System is advised that the Federal Reserve Bank of New York has certified for customs purposes the following noon buying rate in New York City for cable transfers payable in foreign currencies:

COUNTRY	MONETARY UNIT	(CURRENCY UNITS PER DOLLAR)				
		MAR. 19	MAR. 20	MAR. 21	MAR. 22	MAR. 23
*AUSTRALIA	DOLLAR	95.54	95.65	95.10	94.05	94.20
AUSTRIA	SCHILLING	18.500	18.572	18.630	18.563	18.480
BELGIUM	FRANC	53.750	53.850	54.100	53.840	53.700
BRAZIL	CRUZEIRO	1285.00	1285.00	1285.00	1285.00	1285.00
CANADA	DOLLAR	1.2762	1.2767	1.2767	1.2743	1.2773
CHINA, P. R.	YUAN	2.0744	2.0744	2.0847	2.0847	2.0847
DENMARK	KRONE	9.6100	9.6425	9.6850	9.6550	9.6620
FINLAND	MARKKA	5.6885	5.6780	5.7100	5.6990	5.6840
FRANCE	FRANC	8.0975	8.1200	8.1475	8.1150	8.1025
GERMANY	D. MARK	2.6290	2.6370	2.6470	2.6355	2.6285
GREECE	DRACHMA	103.850	104.000	104.400	104.300	104.000
HONG KONG	DOLLAR	7.8000	7.7975	7.8010	7.7985	7.7990
INDIA	RUPEE	10.7600	10.7700	10.7800	10.7900	10.7700
*IRELAND	POUND	116.45	116.00	115.55	116.02	116.35
ISRAEL	SHEKEL	146.880	148.880	149.410	149.310	150.420
ITALY	LIRA	1631.00	1632.00	1637.00	1629.00	1626.00
JAPAN	YEN	225.80	226.00	226.80	226.45	225.63
MALAYSIA	RINGGIT	2.2960	2.2980	2.2990	2.2985	2.2930
MEXICO	PESO	173.0000	173.1500	173.5000	173.5000	173.6500
NETHERLANDS	GUILDER	2.9690	2.9750	2.9860	2.9735	2.9665
*NEW ZEALAND	DOLLAR	66.650	66.600	66.300	66.120	66.380
NORWAY	KRONE	7.5625	7.5800	7.6090	7.5850	7.5650
PHILIPPINES	PESO	14.2500	14.2500	14.2500	14.2500	14.2500
PORTUGAL	ESCUDO	133.400	133.150	134.300	134.250	134.150
SINGAPORE	DOLLAR	2.0910	2.0940	2.0945	2.0925	2.0895
*SOUTH AFRICA	RAND	80.70	80.65	80.40	80.45	80.50
SOUTH KOREA	WON	795.30	796.30	795.70	796.70	796.60
SPAIN	PESETA	151.750	151.310	152.670	152.110	151.800
SRI LANKA	RUPEE	25.170	25.170	25.170	25.170	25.170
SWEDEN	KRONA	7.7800	7.8060	7.8300	7.7950	7.7750
SWITZERLAND	FRANC	2.1630	2.1670	2.1767	2.1750	2.1720
TAIWAN	DOLLAR	40.040	40.040	40.020	40.000	39.980
THAILAND	BAHT	23.000	23.000	23.010	23.010	23.000
*UNITED KINGDOM	POUND	144.30	143.90	143.13	143.03	143.60
VENEZUELA	BOLIVAR	13.4500	13.4500	13.4500	13.4500	13.6000
MEMO:						
*UNITED STATES	DOLLAR	129.25	129.51	129.97	129.57	129.29

INDEX OF WEIGHTED AVERAGE EXCHANGE VALUE OF U.S. DOLLAR AGAINST CURRENCIES OF OTHER G-11 COUNTRIES. MARCH 1973 = 100. WEIGHTS ARE 1972-76 GLOBAL TRADE OF EACH OF THE 10 COUNTRIES. SERIES REVISED AS OF AUGUST 1978. FOR DESCRIPTION AND BACK DATA, SEE "INDEX OF THE WEIGHTED-AVERAGE EXCHANGE VALUE OF THE U.S. DOLLAR: REVISION" ON PAGE 700 OF THE AUGUST 1978 FEDERAL RESERVE BULLETIN.

\*VALUE IS U.S. CENTS