

(516/517)

DATA FILE
LIBRARY
FEDERAL RESERVE BANK
OF CHICAGO

LIBRARY
MAR 1 1984
FEDERAL RESERVE
BANK OF CHICAGO

Selected Interest & Exchange Rates

Weekly Series of Charts

February 27, 1984

Prepared by the
FINANCIAL MARKETS
SECTION

DIVISION OF
INTERNATIONAL FINANCE

BOARD OF GOVERNORS
FEDERAL RESERVE SYSTEM
Washington, D.C. 20551

Table of Contents

TABLES

1. LATEST FIGURES PLOTTED
2. DAILY CERTIFIED SPOT EXCHANGE RATES--
H.10 RELEASE

CHARTS

1. SPOT EXCHANGE RATE INDICES
2. 3-MONTH FORWARD EXCHANGE RATES
3. GOLD PRICE--LONDON
4. CALL MONEY RATES
5. 3-MONTH INTEREST RATES
6. EURO-DOLLAR DEPOSIT RATES
7. SELECTED EURO-DOLLAR AND
U.S. MONEY MARKET RATES
8. INTEREST ARBITRAGE: 3-MONTH FUNDS
9. LONG-TERM GOVERNMENT BOND YIELDS
10. INDUSTRIAL STOCK INDICES

SUBSCRIPTION RATES:

Weekly \$15.00 per year or \$.40 each in the United States, its possessions, Canada, and Mexico; 10 or more of the same issue to one address, \$13.50 per year or \$.35 each. Elsewhere, \$20.00 per year or \$.50 each. Address requests to Publications Services, Division of Administrative Services, and make payment remittance payable to the order of the Board of Governors of the Federal Reserve System in a form collectible at par in U.S. Currency.

CHART 1

SPOT EXCHANGE INDICES

DOLLAR PRICES OF FOREIGN CURRENCIES AND WEIGHTED AVERAGE VALUES (THIN LINE)
AVERAGES FOR WEEK ENDING WEDNESDAY

RATIO SCALE
MARCH 1973=100

RATIO SCALE
MARCH 1973=100

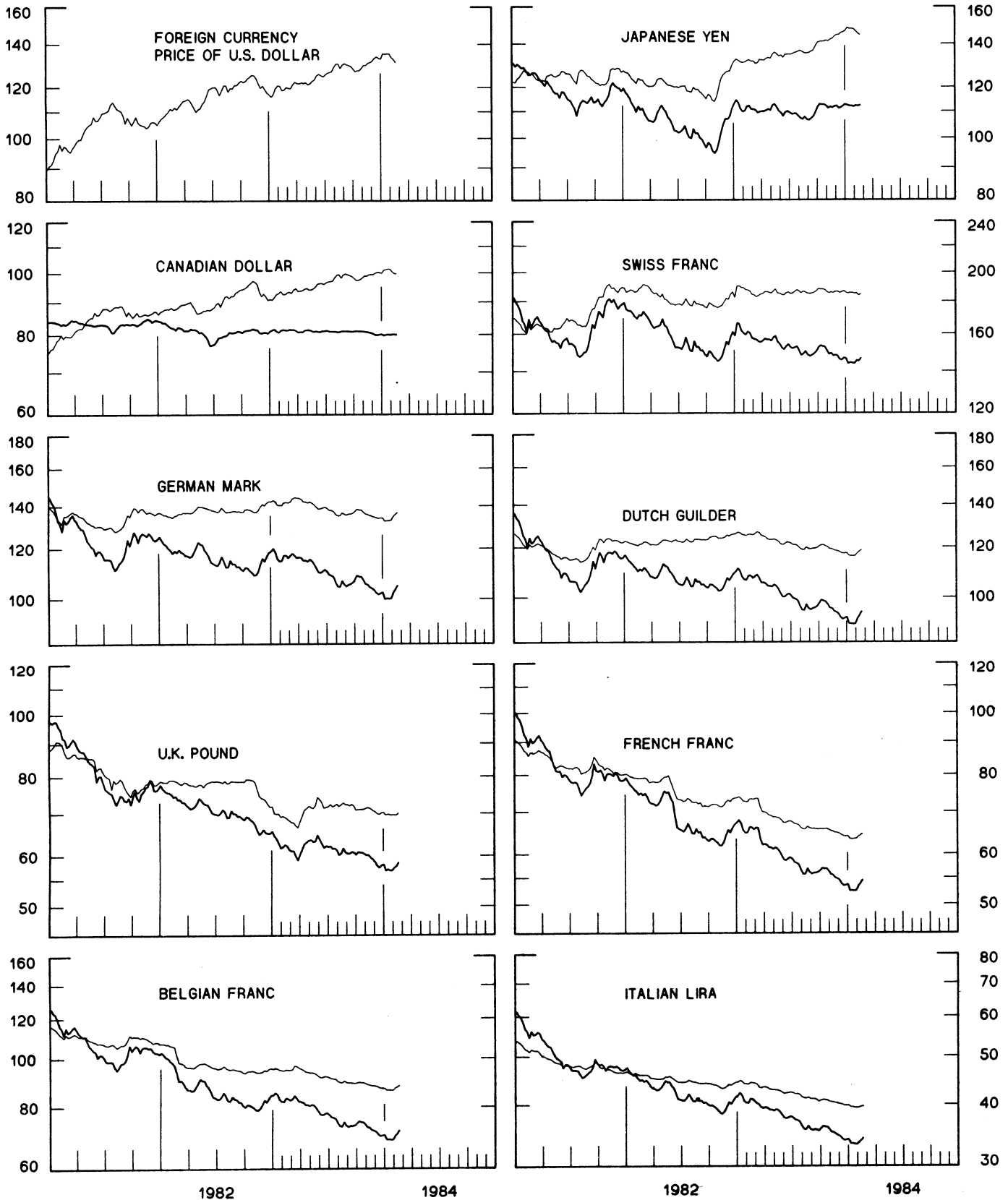


CHART 2
3-MONTH FORWARD EXCHANGE RATES

PREMIUM (+) OR (-)
 AVERAGES FOR WEEK ENDING WEDNESDAY

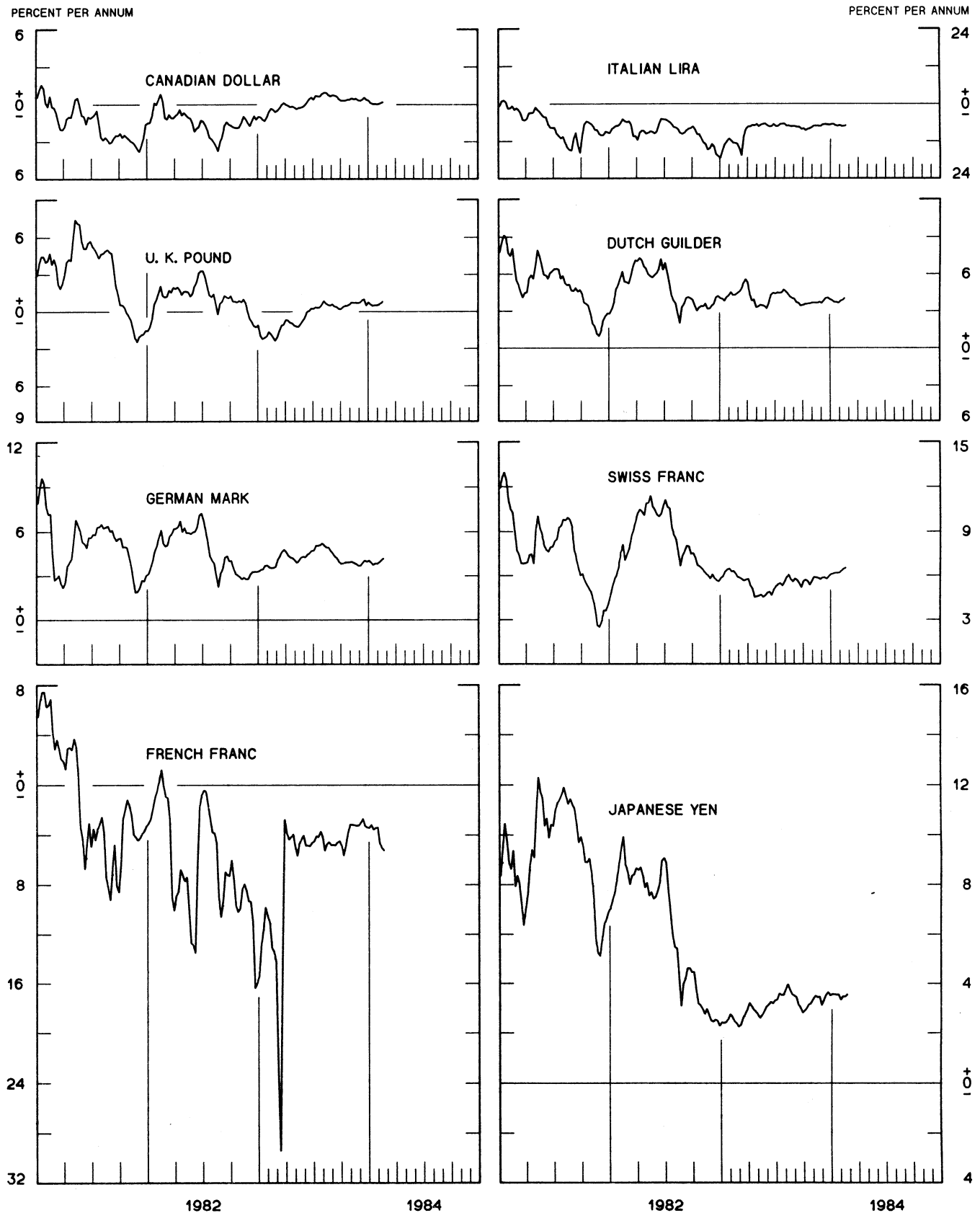


CHART 3
PRICE OF GOLD IN LONDON
AVERAGES FOR WEEK ENDING WEDNESDAY

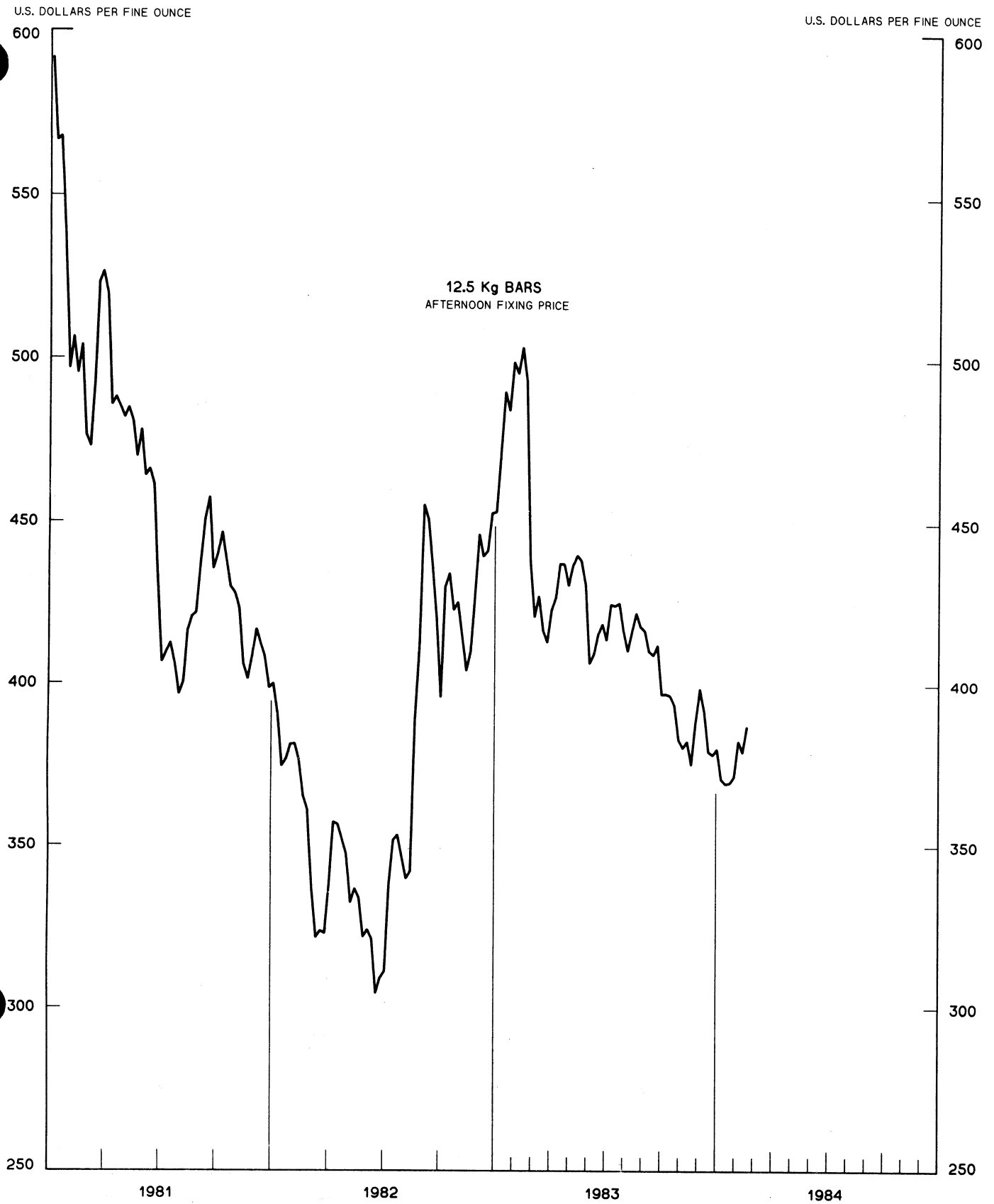


CHART 4
CALL MONEY RATES
 WEEKLY SERIES

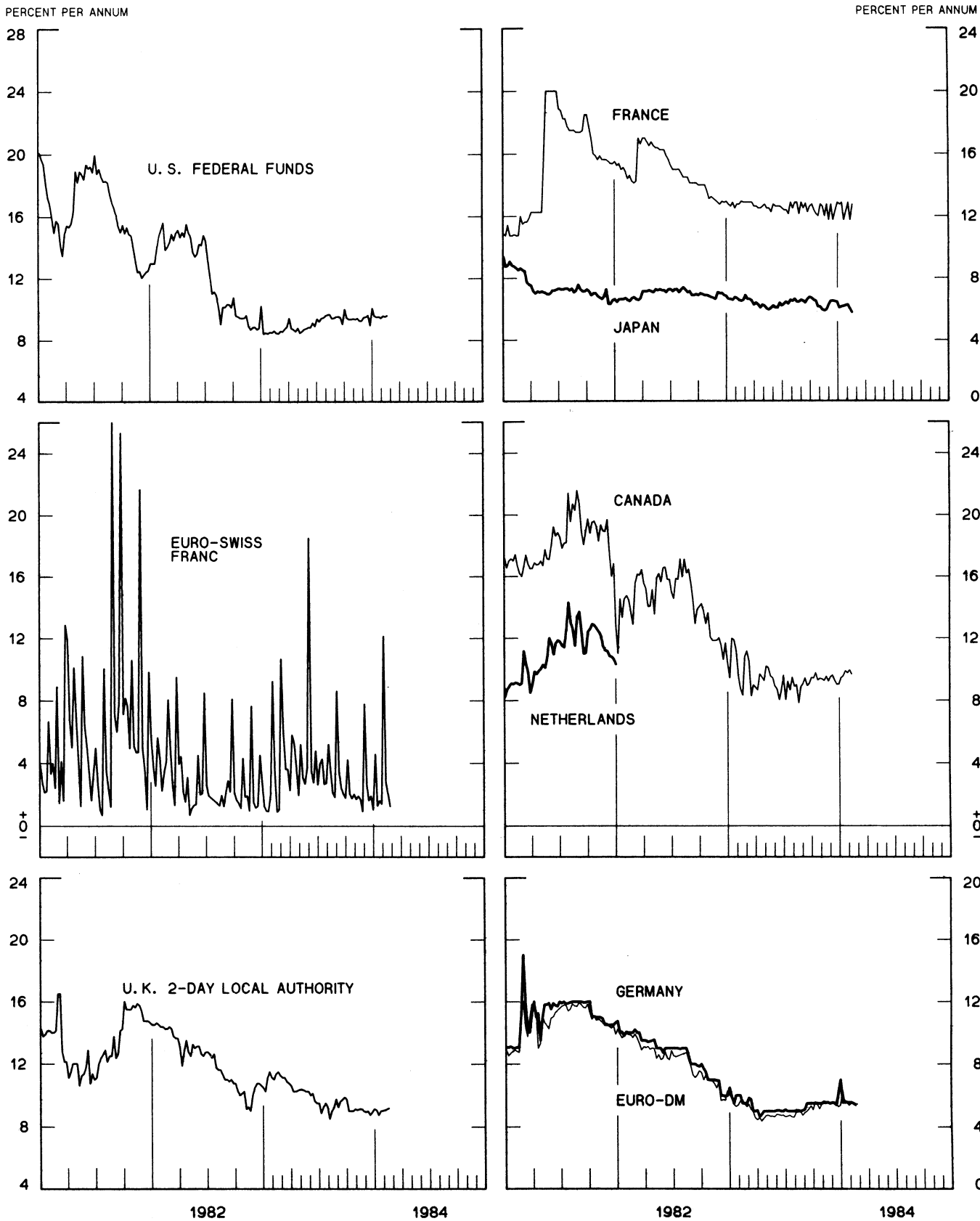


CHART 5
3-MONTH INTEREST RATES
 WEEKLY SERIES

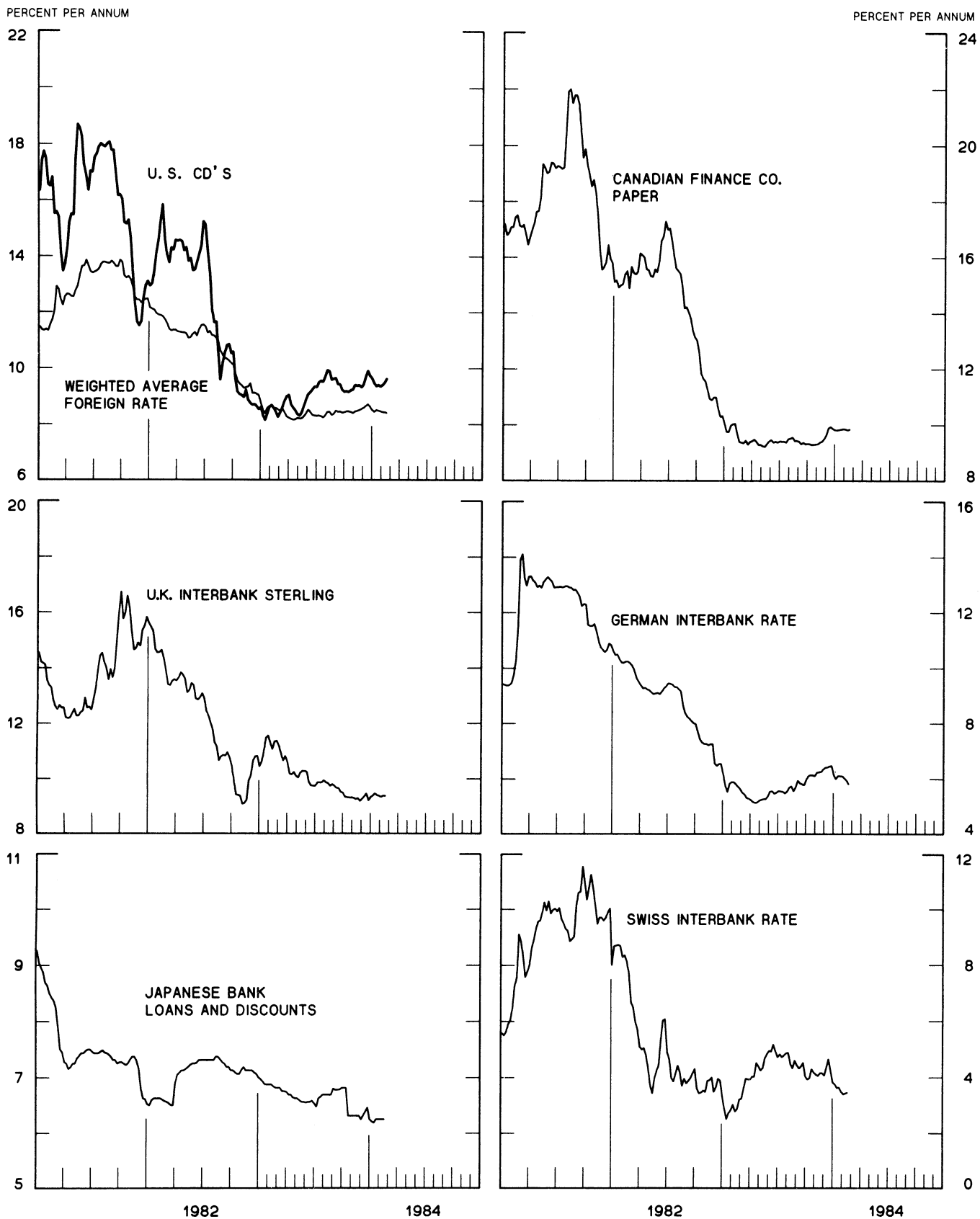
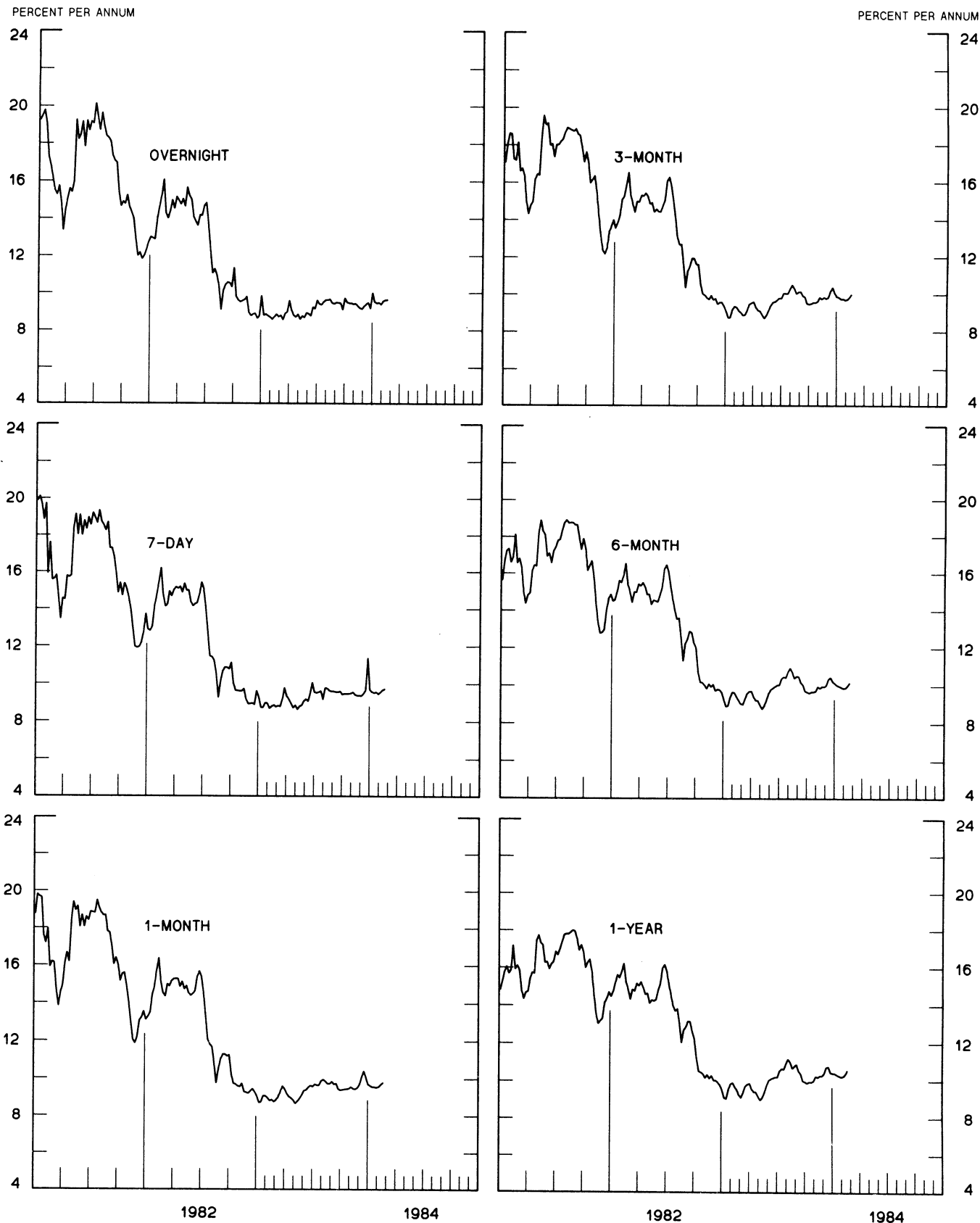


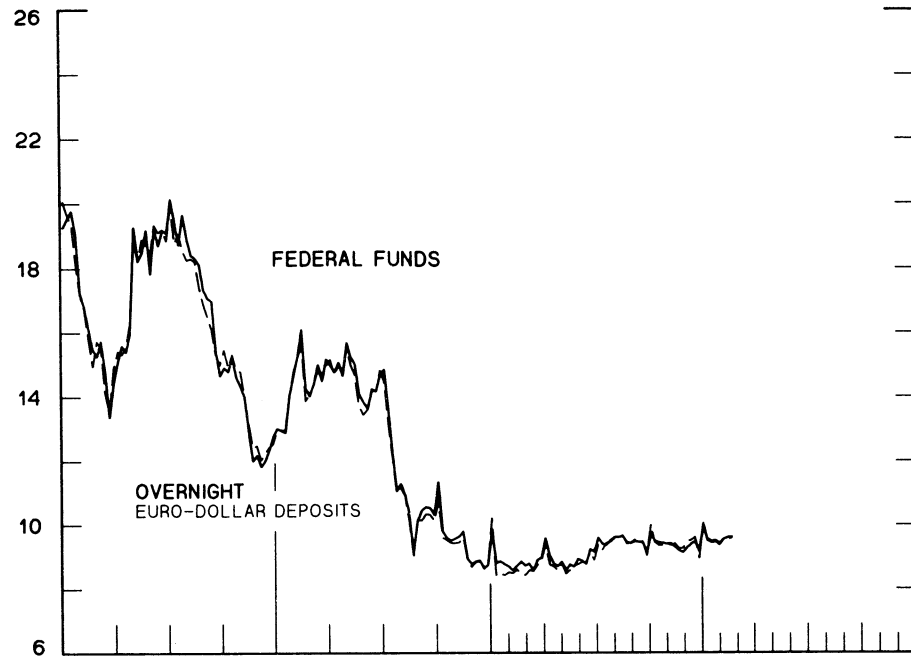
CHART 6
 EURO-DOLLAR DEPOSIT RATES LONDON
 AVERAGES FOR WEEK ENDING WEDNESDAY



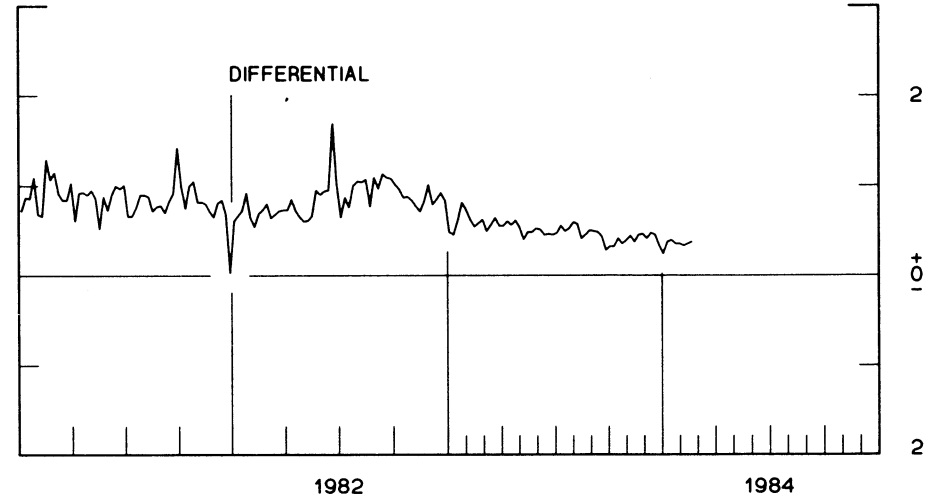
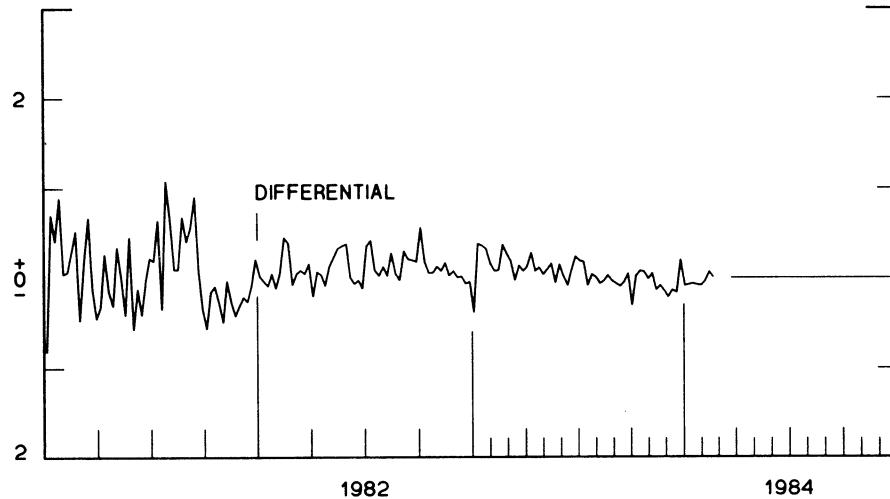
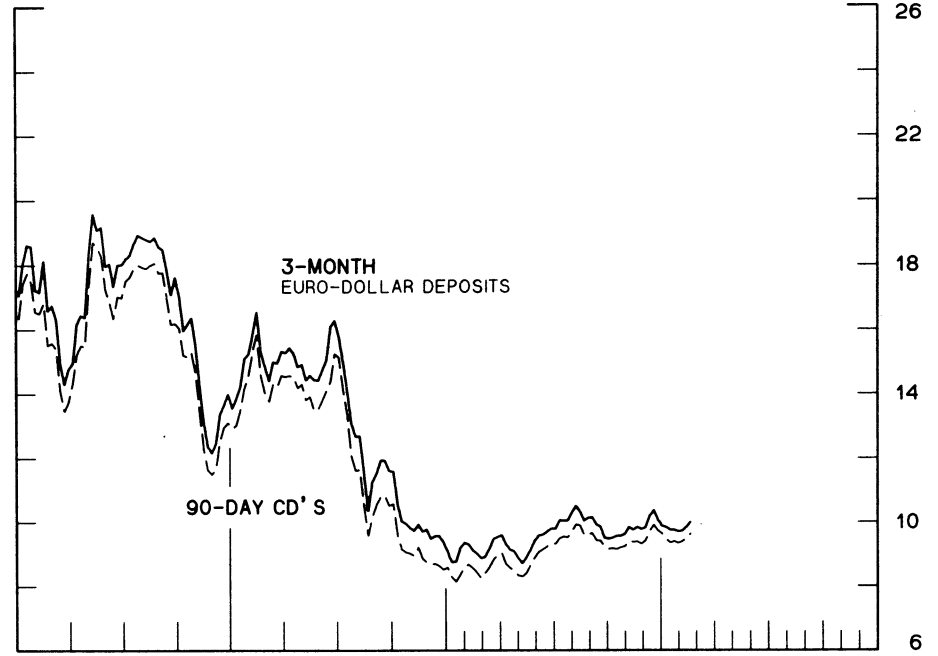
SELECTED EURO-DOLLAR AND U. S. MONEY MARKET RATES

DIFFERENTIAL: PLUS(+), FAVORS BORROWING IN U. S.
AVERAGES FOR WEEK ENDING WEDNESDAY

PERCENT PER ANNUM



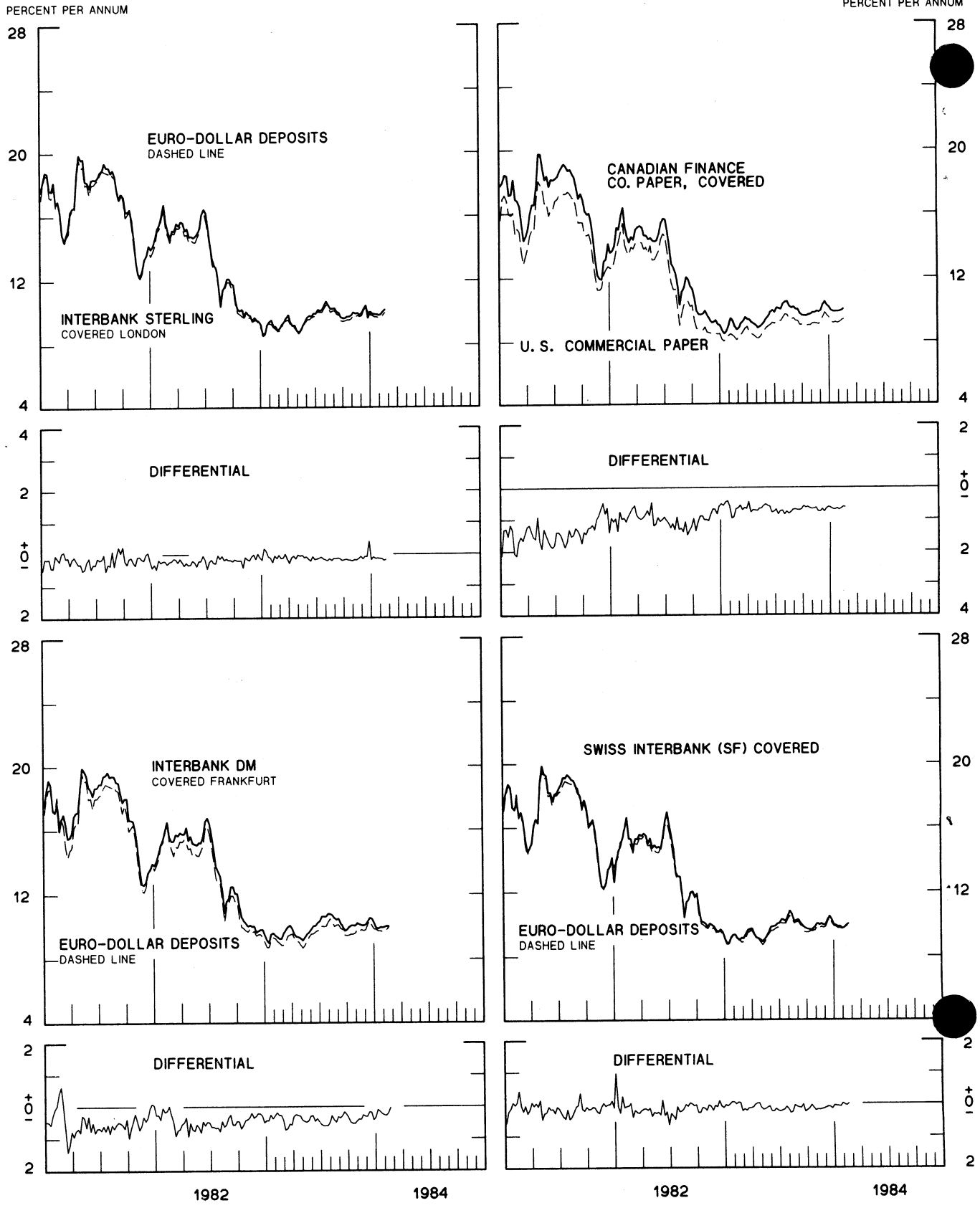
PERCENT PER ANNUM



1 PERCENT ON DIFFERENTIAL SCALE = 2 PERCENT ON RATE SCALE

INTEREST ARBITRAGE: 3-MONTH FUNDS

DIFFERENTIAL: PLUS(+), INDICATES FAVOR DOLLAR ASSETS
AVERAGES FOR WEEK ENDING WEDNESDAY

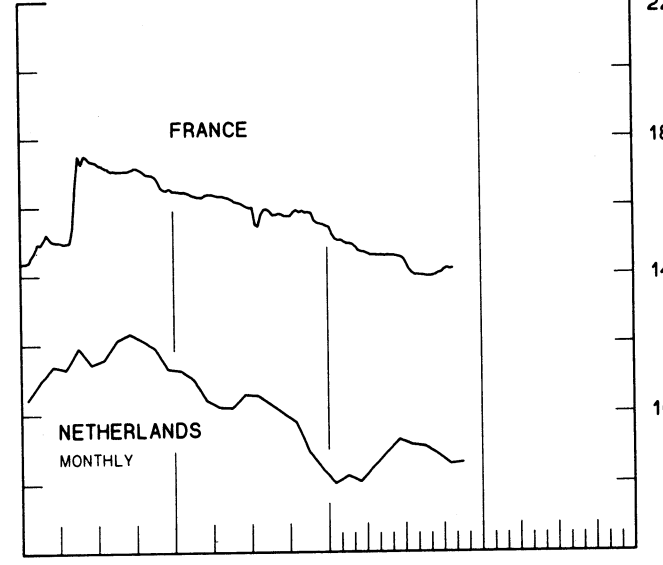
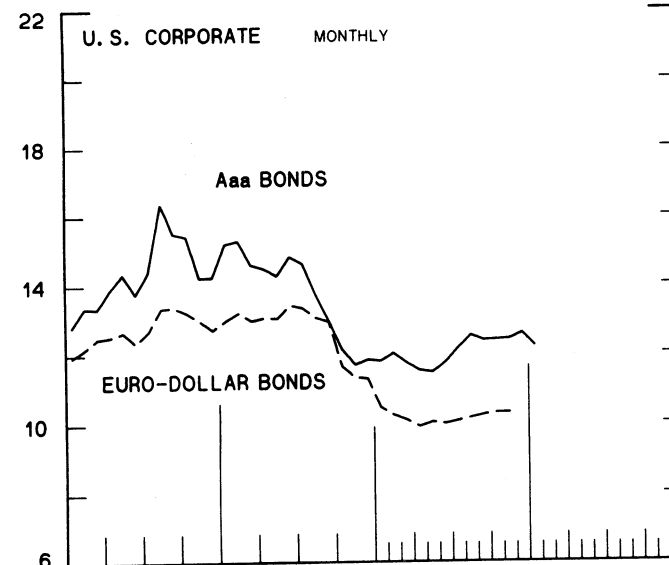
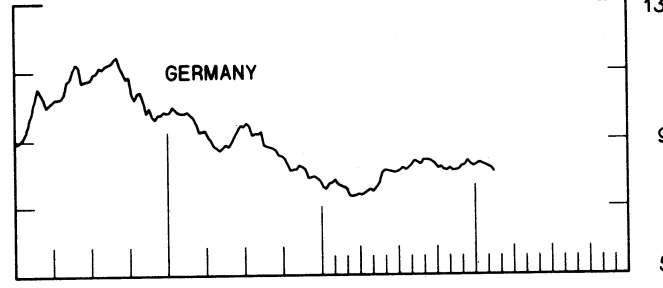
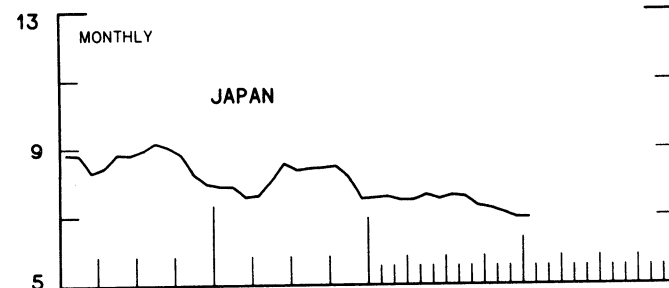
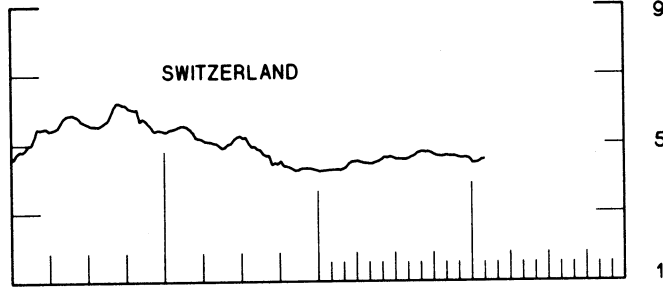
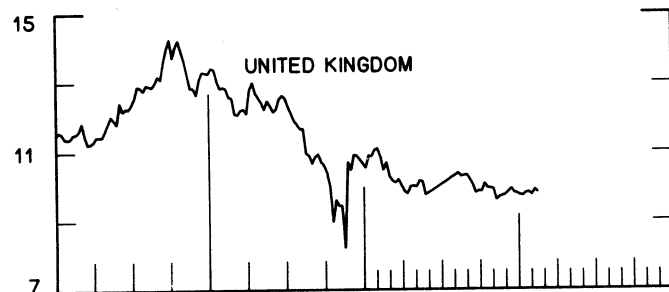
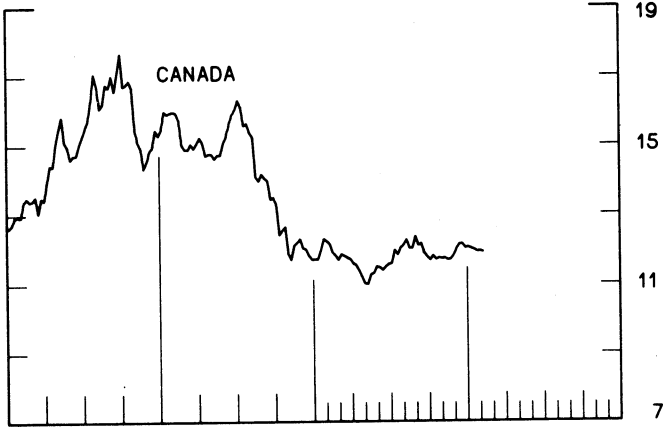
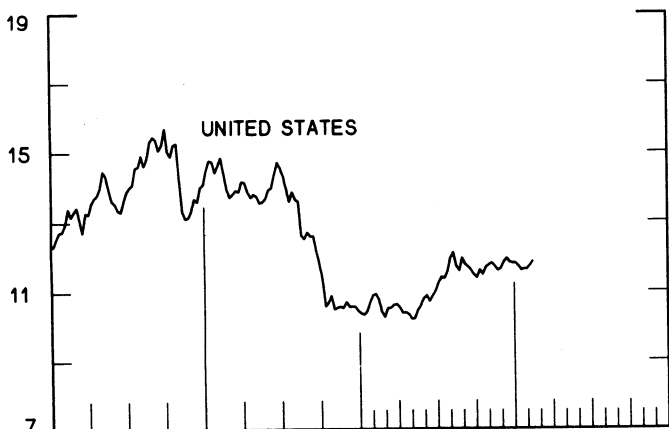


1 PERCENT ON DIFFERENTIAL SCALE = 2 PERCENT ON RATE SCALE

CHART 9
LONG-TERM GOVERNMENT BOND YIELDS
 WEEKLY SERIES

PERCENT PER ANNUM

PERCENT PER ANNUM



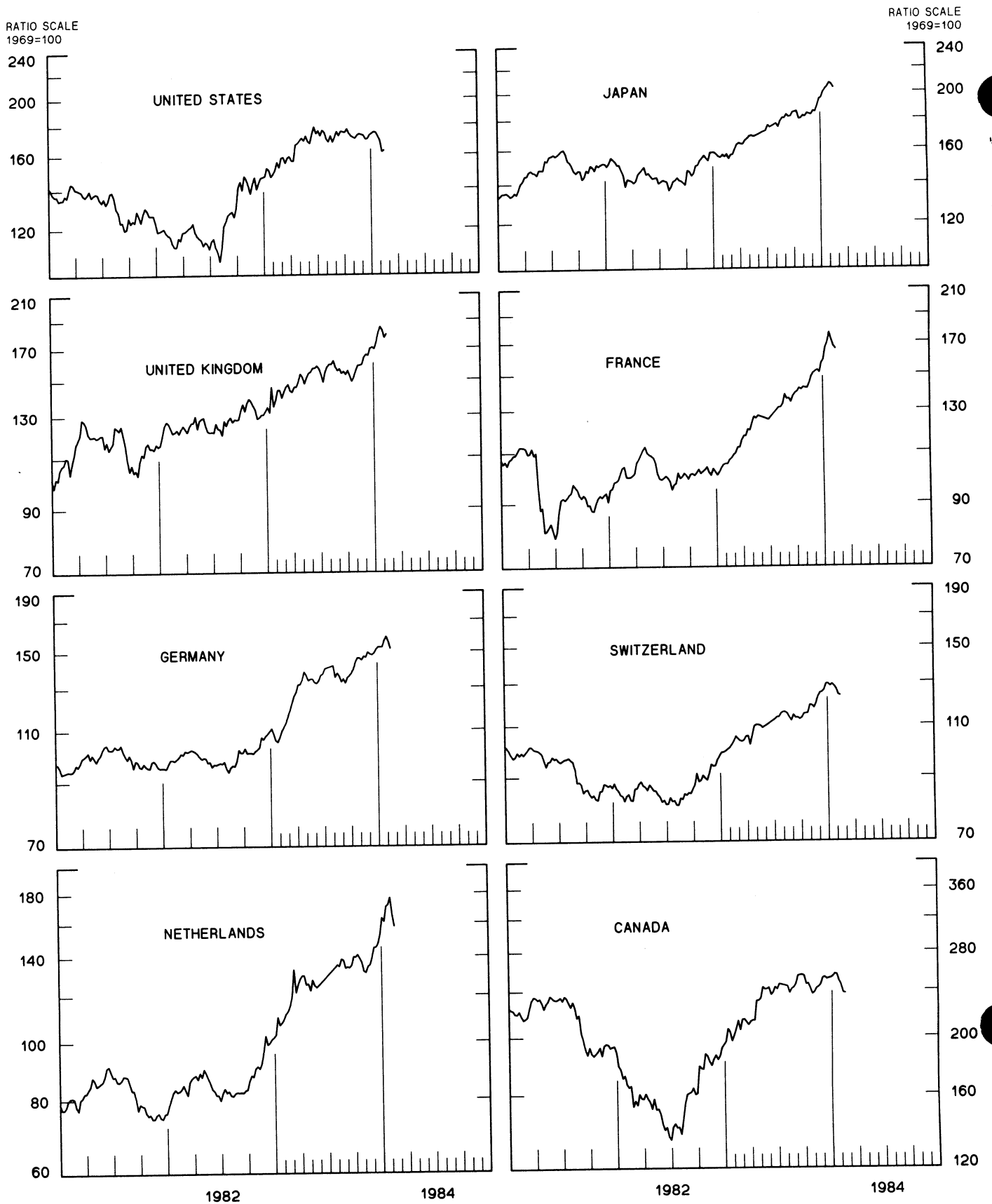
1982

1984

1982

1984

CHART 10
INDUSTRIAL STOCK INDICES
WEEKLY SERIES



SERIES NAME

LAST VALUE PLOTTED
DATE VALUE

CHART 1. SPOT EXCHANGE RATES AND INDICES

WEEKLY AVERAGES, NOON BUYING RATES (U.S. CENTS)

GERMAN MARK	FEB. 22	37.29
JAPANESE YEN	FEB. 22	0.42857
DUTCH GUILDER	FEB. 22	33.04
U.K. POUND	FEB. 22	144.74
CANADIAN DOLLAR	FEB. 22	80.13
FRENCH FRANC	FEB. 22	12.09
SWISS FRANC	FEB. 22	45.45
BELGIAN FRANC	FEB. 22	1.81982
ITALIAN LIRA	FEB. 22	0.06025
SWEDISH KRONA	FEB. 22	12.56

INDICES, MARCH 1973 BASE RATES = 100

GERMAN MARK	FEB. 22	104.90
JAPANESE YEN	FEB. 22	112.21
DUTCH GUILDER	FEB. 22	94.84
U.K. POUND	FEB. 22	58.54
CANADIAN DOLLAR	FEB. 22	79.87
FRENCH FRANC	FEB. 22	54.48
SWISS FRANC	FEB. 22	146.21
BELGIAN FRANC	FEB. 22	71.71
ITALIAN LIRA	FEB. 22	34.23

WEIGHTED AVERAGE EXCHANGE VALUE INDICES, MAR 1973 = 100
(G-10 COUNTRIES PLUS SWITZERLAND)

U.S. DOLLAR	FEB. 22	131.08
GERMAN MARK	FEB. 22	136.81
JAPANESE YEN	FEB. 22	144.63
DUTCH GUILDER	FEB. 22	118.66
U.K. POUND	FEB. 22	70.11
CANADIAN DOLLAR	FEB. 22	99.81
FRENCH FRANC	FEB. 22	64.57
SWISS FRANC	FEB. 22	184.62
BELGIAN FRANC	FEB. 22	88.24
ITALIAN LIRA	FEB. 22	39.68
SWEDISH KRONA	FEB. 22	67.97

CHART 2. 3-MONTH FORWARD EXCHANGE RATES, PREMIUM OR DISCOUNT

CANADIAN DOLLAR	FEB. 22	0.16
U.K. POUND	FEB. 22	0.79
GERMAN MARK	FEB. 22	4.17
FRENCH FRANC	FEB. 22	-5.26
SWISS FRANC	FEB. 22	6.49
DUTCH GUILDER	FEB. 22	4.01
JAPANESE YEN	FEB. 22	3.54
ITALIAN LIRA	FEB. 22	-7.12

SERIES NAME

LAST VALUE PLOTTED
DATE VALUE

CHART 3. GOLD PRICE IN LONDON, AFTERNOON FIXING

U.S. DOLLARS PER FINE OUNCE FEB. 22 387.11

CHART 4. CALL MONEY RATES

U.S. FEDERAL FUNDS	FEB. 22	9.60
OVERNIGHT EURO-DOLLAR DEPOSITS	FEB. 22	9.61
U.K.	FEB. 17	9.19
CANADA	FEB. 10	9.70
GERMANY	FEB. 17	5.40
EURO-DM	FEB. 24	5.46
JAPAN	FEB. 17	5.75
FRANCE	FEB. 17	12.75
NETHERLANDS	JAN. 1	10.30
EURO-SWISS FRANC	FEB. 24	1.25

CHART 5. 3-MONTH INTEREST RATES

U.S. 90-DAY CD'S, SECONDARY MARKET	FEB. 22	9.63
GERMAN INTERBANK LOAN	FEB. 22	5.81
JAPANESE BANK LOANS & DISCOUNTS	FEB. 22	6.25
CANADIAN FINANCE PAPER	FEB. 22	9.85
INTERBANK STERLING	FEB. 22	9.38
SWISS INTERBANK LOAN	FEB. 22	3.45
WEIGHTED AVERAGE FOREIGN INTEREST RATE (G-10 COUNTRIES PLUS SWITZERLAND)	FEB. 22	8.40

CHART 6. EURO-DOLLAR DEPOSIT RATES: LONDON

OVERNIGHT	FEB. 22	9.61
7-DAY	FEB. 22	9.71
1-MONTH	FEB. 22	9.79
3-MONTH	FEB. 22	10.00
6-MONTH	FEB. 22	10.16
1-YEAR	FEB. 22	10.58

CHART 7. SELECTED EURO-DOLLAR AND U.S. MONEY MARKET RATES

OVERNIGHT EURO-DOLLAR DEPOSITS	FEB. 22	9.61
U.S. FEDERAL FUNDS	FEB. 22	9.60
DIFFERENTIAL ADJ. FOR RESERVE REQUIREMENTS	FEB. 22	0.01
3-MONTH EURO-DOLLAR DEPOSIT RATE	FEB. 22	10.00
U.S. 90-DAY CD'S, SECONDARY MARKET	FEB. 22	9.63
DIFFERENTIAL	FEB. 22	0.37

SERIES NAME	LAST VALUE PLOTTED	
	DATE	VALUE
CHART 8. INTEREST ARBITRAGE, 3-MONTH FUNDS		
EURO-DOLLAR DEPOSIT	FEB. 22	10.00
INTERBANK STERLING (LONDON), COVERED	FEB. 22	10.18
DIFFERENTIAL	FEB. 22	-0.18
U.S. COMMERCIAL PAPER	FEB. 22	9.38
CANADIAN FINANCE PAPER, COVERED	FEB. 22	10.01
DIFFERENTIAL	FEB. 22	-0.63
EURO-DOLLAR DEPOSIT	FEB. 22	10.00
INTERBANK DM (FRANKFURT), COVERED	FEB. 22	10.04
DIFFERENTIAL	FEB. 22	-0.04
EURO-DOLLAR DEPOSIT	FEB. 22	10.00
SWISS INTERBANK, COVERED	FEB. 22	10.00
DIFFERENTIAL	FEB. 22	0.00

CHART 9. LONG TERM GOVERNMENT BOND YIELDS

UNITED STATES	FEB. 17	11.85
GERMANY	FEB. 17	8.01
JAPAN (MONTHLY)	JAN.	6.94
SWITZERLAND	FEB. 3	4.52
CANADA	FEB. 10	11.90
FRANCE	OCT. 28	14.17
NETHERLANDS (MONTHLY)	NOV.	8.57
UNITED KINGDOM	FEB. 17	9.80
U.S. CORPORATE		
AAA BONDS	JAN.	12.20
EURO-DOLLAR BONDS	NOV.	10.29

CHART 10. STOCK INDICES

UNITED STATES	FEB. 15	162.58
UNITED KINGDOM	FEB. 15	179.53
CANADA	FEB. 15	236.83
GERMANY	FEB. 15	151.47
SWITZERLAND	FEB. 15	123.19
NETHERLANDS	FEB. 15	157.70
FRANCE	FEB. 15	165.22
JAPAN	FEB. 15	202.72

FEDERAL RESERVE statistical release



H. 10 (512)

FOREIGN EXCHANGE RATES

FEBRUARY 27, 1984

FOR THE WEEK ENDING FEBRUARY 24, 1984

The Board of Governors of the Federal Reserve System is advised that the Federal Reserve Bank of New York has certified for customs purposes the following noon buying rate in New York City for cable transfers payable in foreign currencies:

COUNTRY	MONETARY UNIT	(CURRENCY UNITS PER DOLLAR)				
		FEB. 20	FEB. 21	FEB. 22	FEB. 23	FEB. 24
ARGENTINA	PESO		28.02	28.02	28.02	28.54
*AUSTRALIA	DOLLAR		94.00	94.15	94.43	94.35
AUSTRIA	SCHILLING		19.065	18.785	18.753	18.525
BELGIUM	FRANC		55.460	54.520	54.480	53.800
BRAZIL	CRUZEIRO		1157.00	1157.00	1157.00	1182.00
CANADA	DOLLAR		1.2498	1.2479	1.2494	1.2502
CHILE	PESO		88.130	88.130	88.130	88.850
CHINA, P. R.	YUAN		2.0519	2.0519	2.0519	2.0519
COLOMBIA	PESO		91.690	91.690	91.690	92.280
DENMARK	KRONE		9.8950	9.7380	9.7520	9.6350
FINLAND	MARKKA		5.7875	5.7450	5.7135	5.6790
FRANCE	FRANC		8.3600	8.2150	8.1975	8.1050
GERMANY	D. MARK	H	2.7080	2.6625	2.6615	2.6250
GREECE	DRACHMA		102.350	101.400	101.200	101.000
HONG KONG	DOLLAR		7.7965	7.7935	7.7850	7.7740
INDIA	RUPEE	O	10.7400	10.7400	10.7500	10.7100
INDONESIA	RUPIAH		993.50	995.00	993.50	995.00
*IRELAND	POUND		113.78	115.37	115.70	116.80
ISRAEL	SHEKEL	L	131.620	133.340	133.890	134.680
ITALY	LIRA		1672.00	1649.00	1646.00	1631.50
JAPAN	YEN		234.10	233.20	233.60	233.20
MALAYSIA	DOLLAR	I	2.3385	2.3360	2.3335	2.3335
MEXICO	PESO		168.5500	169.0000	169.5000	171.6500
NETHERLANDS	GUILDER		3.0505	3.0037	3.0060	2.9655
*NEW ZEALAND	DOLLAR	D	66.000	66.150	66.230	66.350
NORWAY	KRONE		7.7065	7.6275	7.6220	7.5450
PERU	SOL		2438.53	2438.53	2438.53	2465.52
PHILIPPINES	PESO	A	14.0500	14.0500	14.0500	14.0500
PORTUGAL	ESCUDO		135.000	133.900	133.500	132.250
SINGAPORE	DOLLAR		2.1305	2.1275	2.1265	2.1260
*SOUTH AFRICA	RAND	Y	81.75	82.60	83.10	83.25
SOUTH KOREA	WON		799.30	798.70	799.30	797.10
SPAIN	PESETA		154.530	152.790	152.180	151.000
SRI LANKA	RUPEE		25.290	25.280	25.290	25.240
SWEDEN	KRONA		8.0050	7.9300	7.9100	7.8250
SWITZERLAND	FRANC		2.2205	2.1940	2.1930	2.1740
TAIWAN	DOLLAR		40.230	40.240	40.250	40.260
THAILAND	BAHT		23.000	23.000	23.000	23.000
*UNITED KINGDOM	POUND		144.10	145.15	145.75	147.25
VENEZUELA	BOLIVAR		13.0000	13.0700	13.0700	13.2000

MEMO:
 \$UNITED STATES DOLLAR 132.14 130.59 130.49 129.29

\$INDEX OF WEIGHTED AVERAGE EXCHANGE VALUE OF U.S. DOLLAR AGAINST CURRENCIES OF OTHER G-10 COUNTRIES PLUS SWITZERLAND. MARCH 1973 = 100. WEIGHTS ARE 1972-76 GLOBAL TRADE OF EACH OF THE 10 COUNTRIES. SERIES REVISED AS OF AUGUST 1978. FOR DESCRIPTION AND BACK DATA, SEE "INDEX OF THE WEIGHTED-AVERAGE EXCHANGE VALUE OF THE U.S. DOLLAR: REVISION" ON PAGE 700 OF THE AUGUST 1978 FEDERAL RESERVE BULLETIN.

*VALUE IS U.S. CENTS