

5-440

(516/517)

**DATA FILE
LIBRARY
FEDERAL RESERVE BANK
OF CHICAGO**

**LIBRARY
FEB 13 1984
FEDERAL RESERVE
BANK OF CHICAGO**

Selected Interest & Exchange Rates

Weekly Series of Charts

February 6, 1984

Prepared by the
**FINANCIAL MARKETS
SECTION**

**DIVISION OF
INTERNATIONAL FINANCE**

**BOARD OF GOVERNORS
FEDERAL RESERVE SYSTEM
Washington, D.C. 20551**

Table of Contents

TABLES

1. LATEST FIGURES PLOTTED
2. DAILY CERTIFIED SPOT EXCHANGE RATES--H.10 RELEASE

CHARTS

1. SPOT EXCHANGE RATE INDICES
2. 3-MONTH FORWARD EXCHANGE RATES
3. GOLD PRICE--LONDON
4. CALL MONEY RATES
5. 3-MONTH INTEREST RATES
6. EURO-DOLLAR DEPOSIT RATES
7. SELECTED EURO-DOLLAR AND U.S. MONEY MARKET RATES
8. INTEREST ARBITRAGE: 3-MONTH FUNDS
9. LONG-TERM GOVERNMENT BOND YIELDS
10. INDUSTRIAL STOCK INDICES

SUBSCRIPTION RATES:

Weekly \$15.00 per year or \$.40 each in the United States, its possessions, Canada, and Mexico; 10 or more of the same issue to one address, \$13.50 per year or \$.35 each. Elsewhere, \$20.00 per year or \$.50 each. Address requests to Publications Services, Division of Administrative Services, and make payment remittance payable to the order of the Board of Governors of the Federal Reserve System in a form collectible at par in U.S. Currency.

CHART 1

SPOT EXCHANGE INDICES

DOLLAR PRICES OF FOREIGN CURRENCIES AND WEIGHTED AVERAGE VALUES (THIN LINE)
AVERAGES FOR WEEK ENDING WEDNESDAY

RATIO SCALE
MARCH 1973=100

RATIO SCALE
MARCH 1973=100

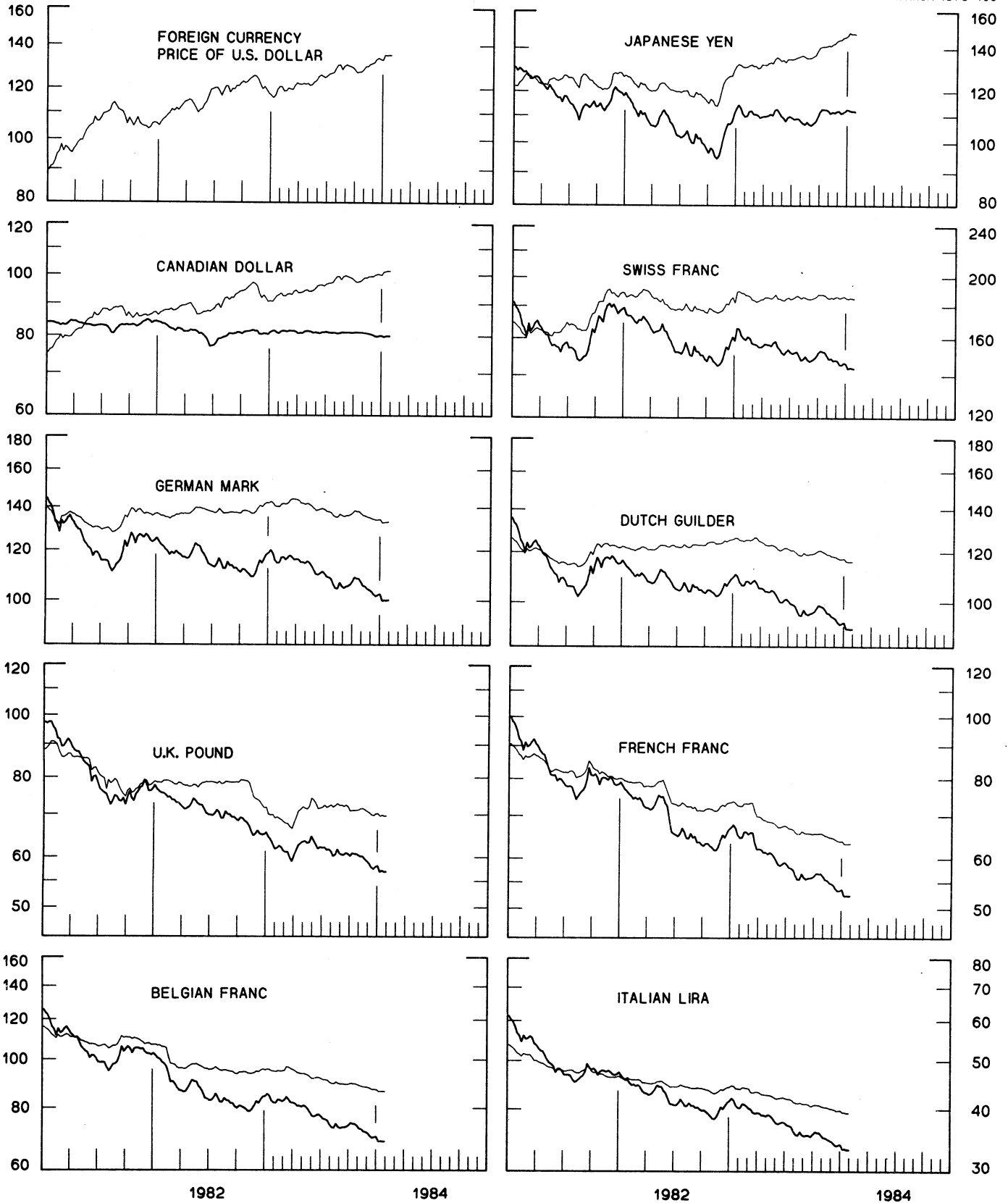


CHART 2
3-MONTH FORWARD EXCHANGE RATES

PREMIUM (+) OR (-)
 AVERAGES FOR WEEK ENDING WEDNESDAY

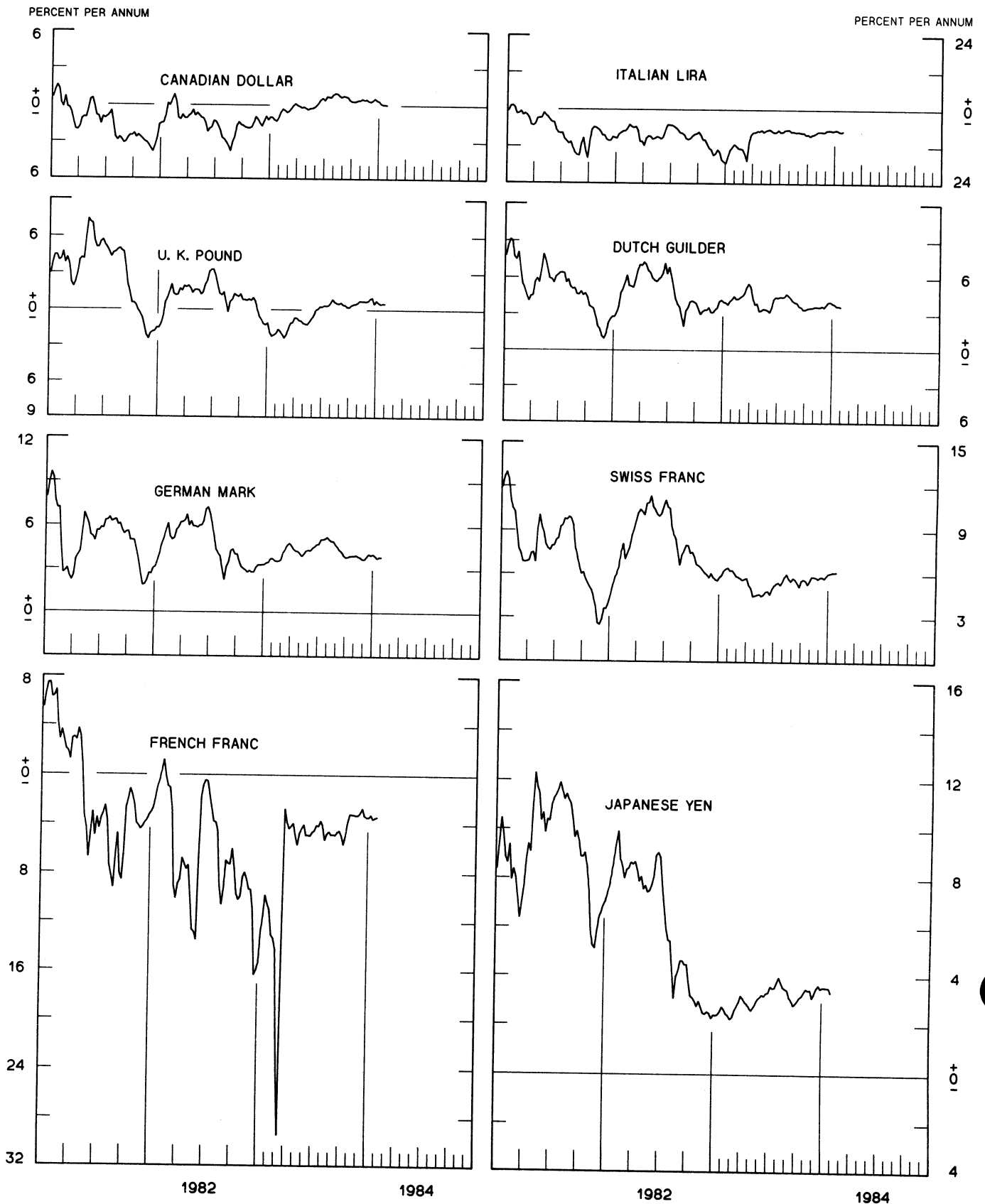


CHART 3
PRICE OF GOLD IN LONDON
AVERAGES FOR WEEK ENDING WEDNESDAY

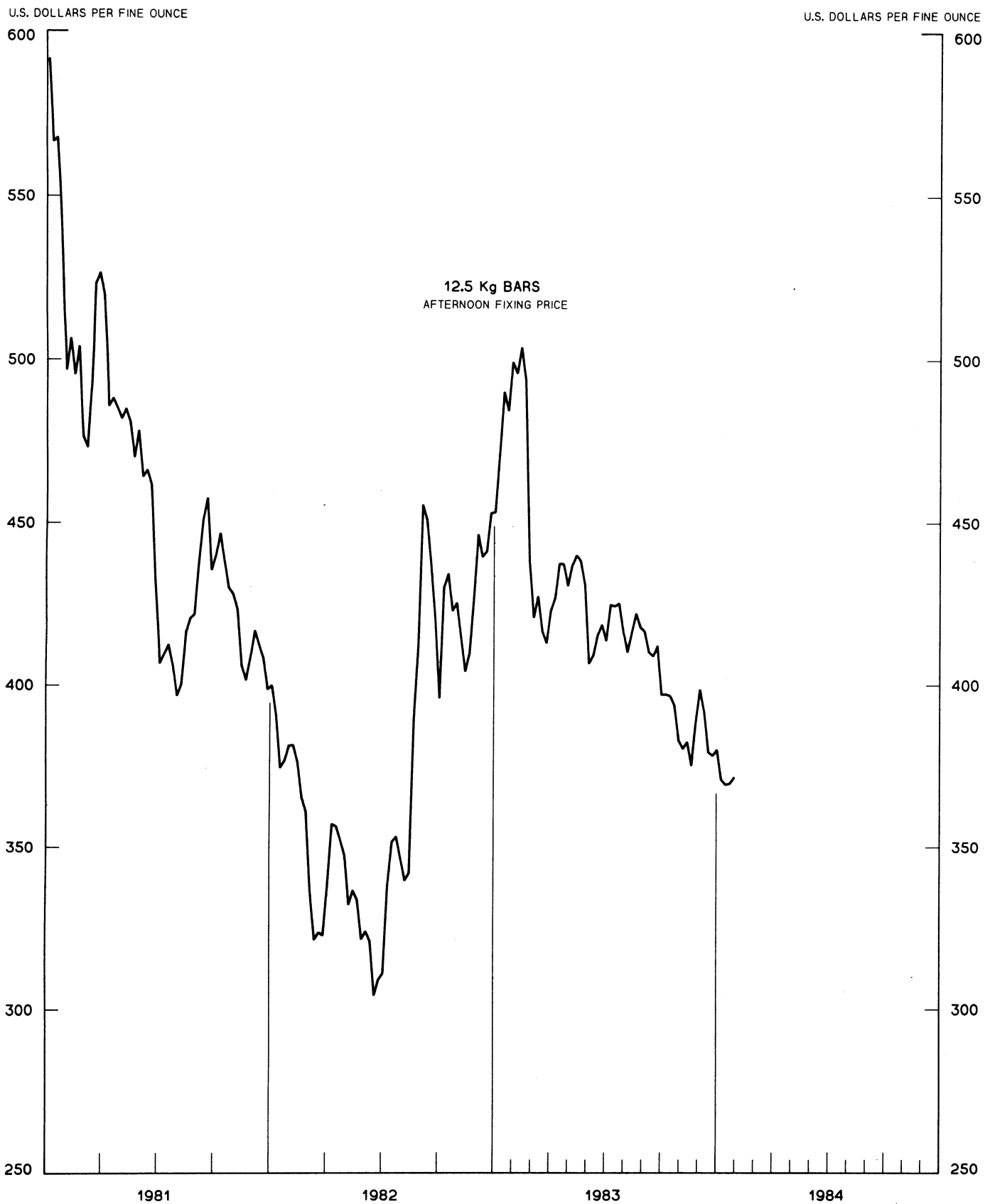


CHART 4
CALL MONEY RATES
 WEEKLY SERIES

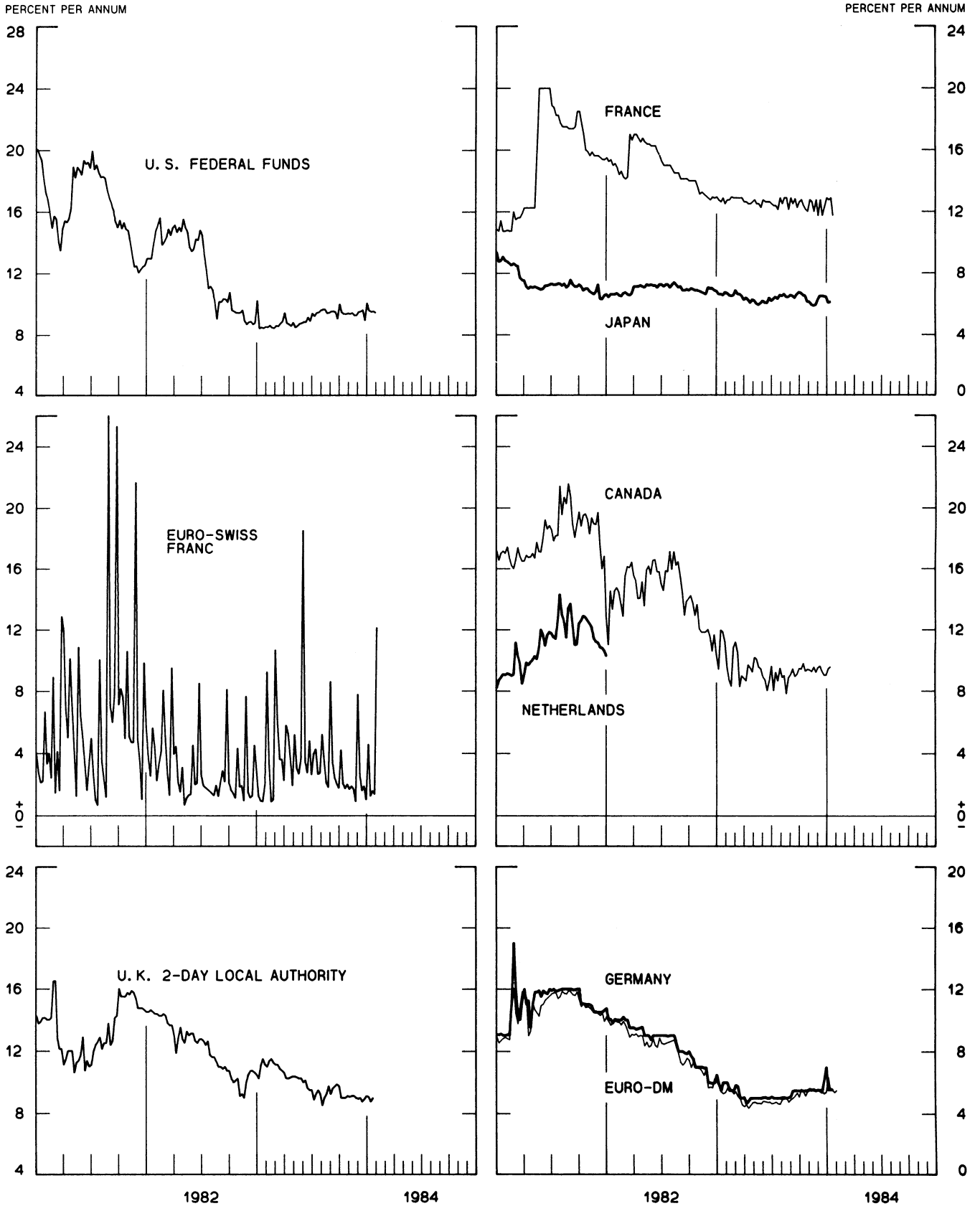
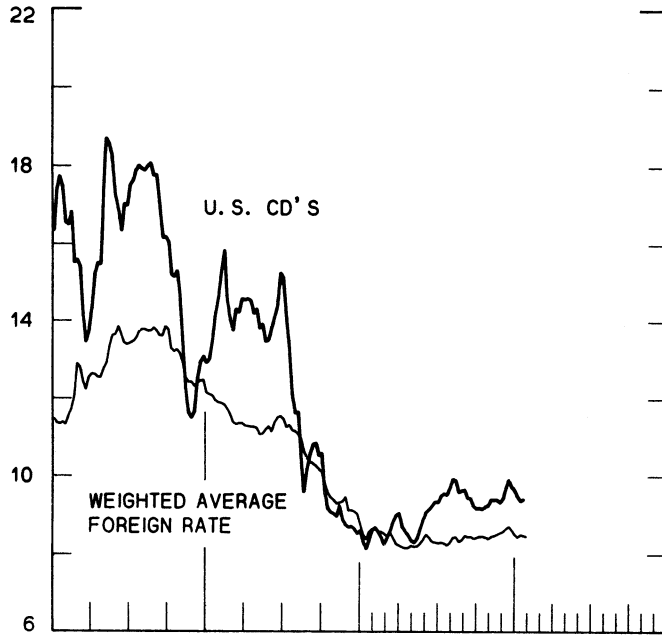
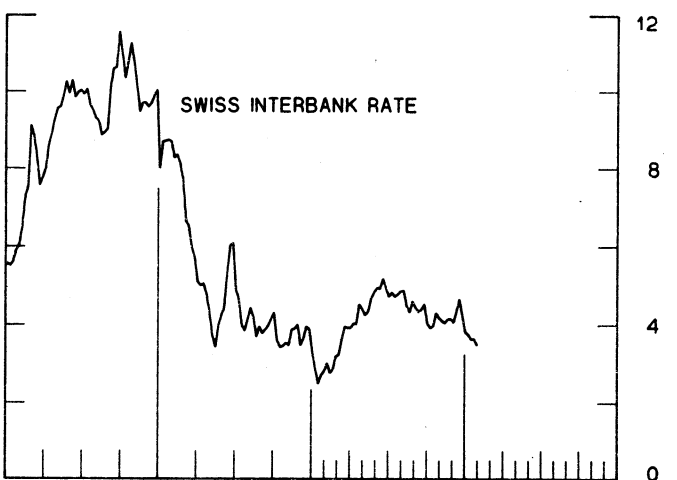
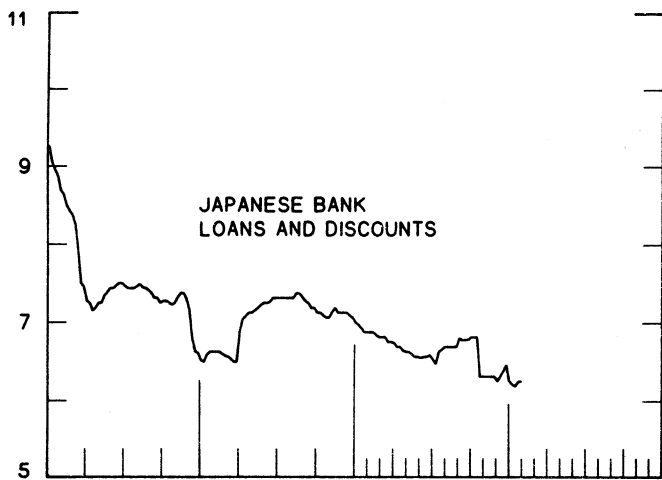
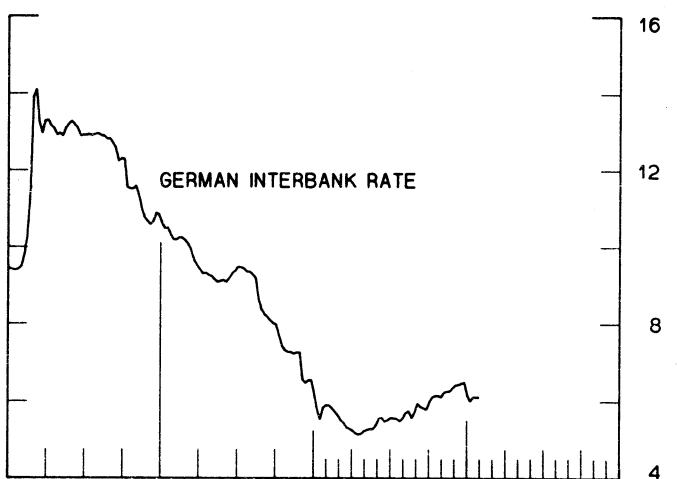
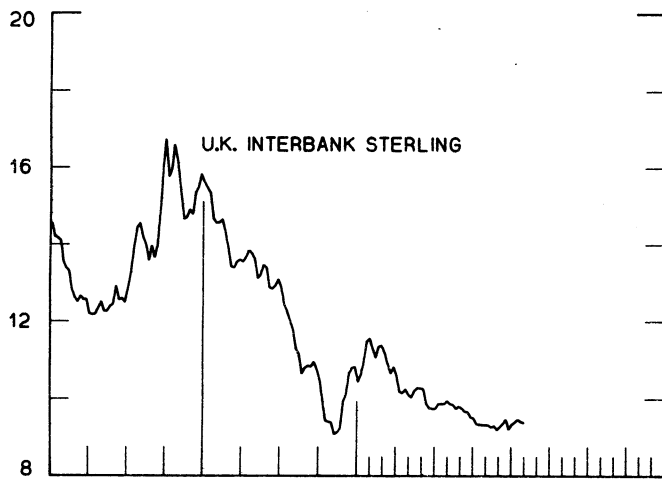
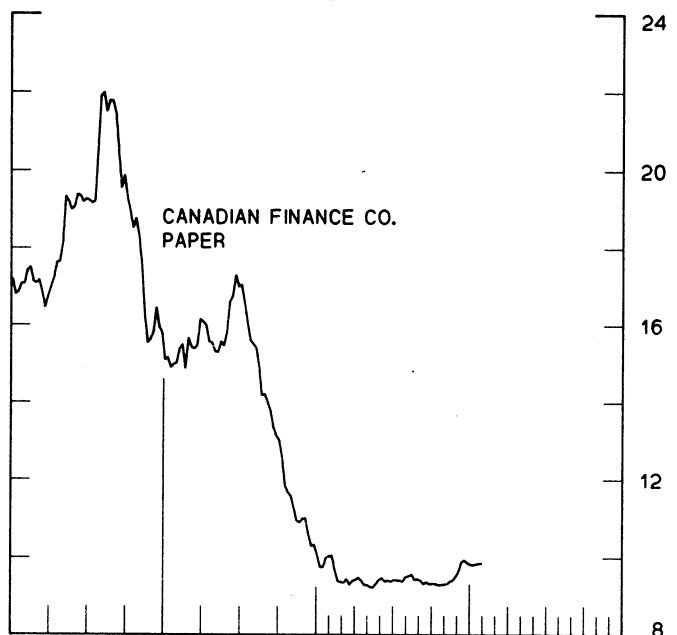


CHART 5
3-MONTH INTEREST RATES
 WEEKLY SERIES

PERCENT PER ANNUM



PERCENT PER ANNUM



1982

1984

1982

1984

CHART 6
 EURO-DOLLAR DEPOSIT RATES LONDON
 AVERAGES FOR WEEK ENDING WEDNESDAY

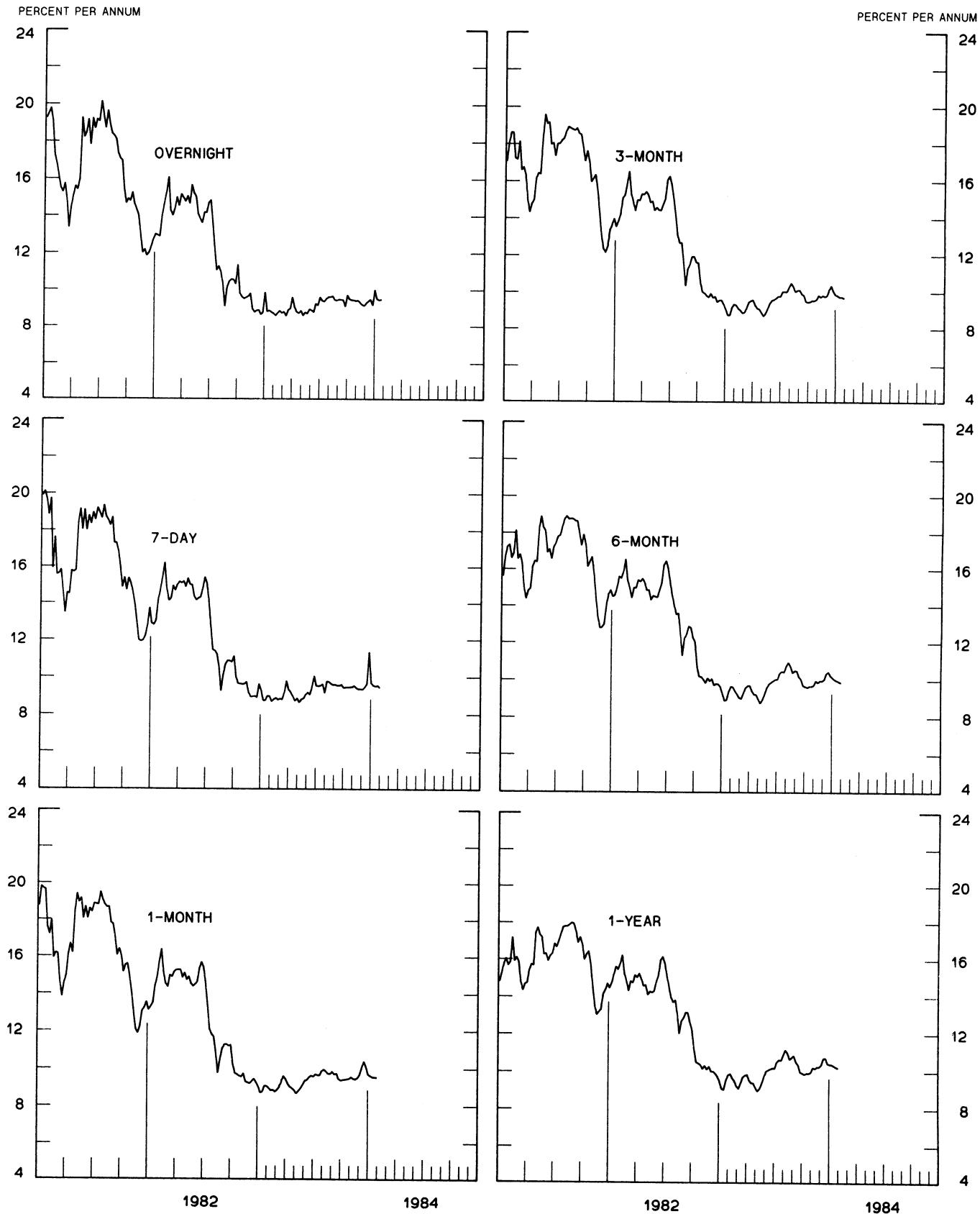
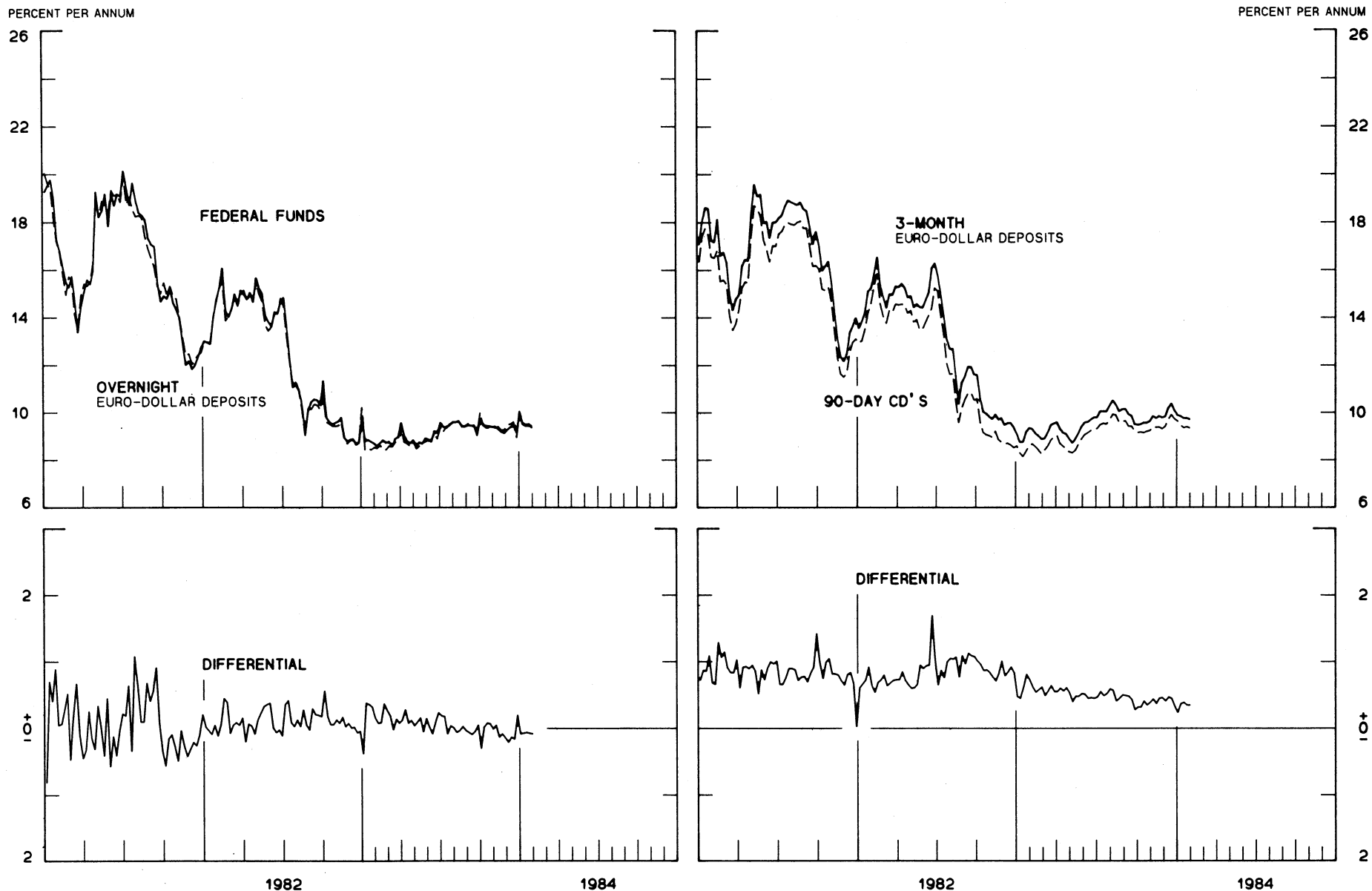


CHART 7

SELECTED EURO-DOLLAR AND U. S. MONEY MARKET RATES

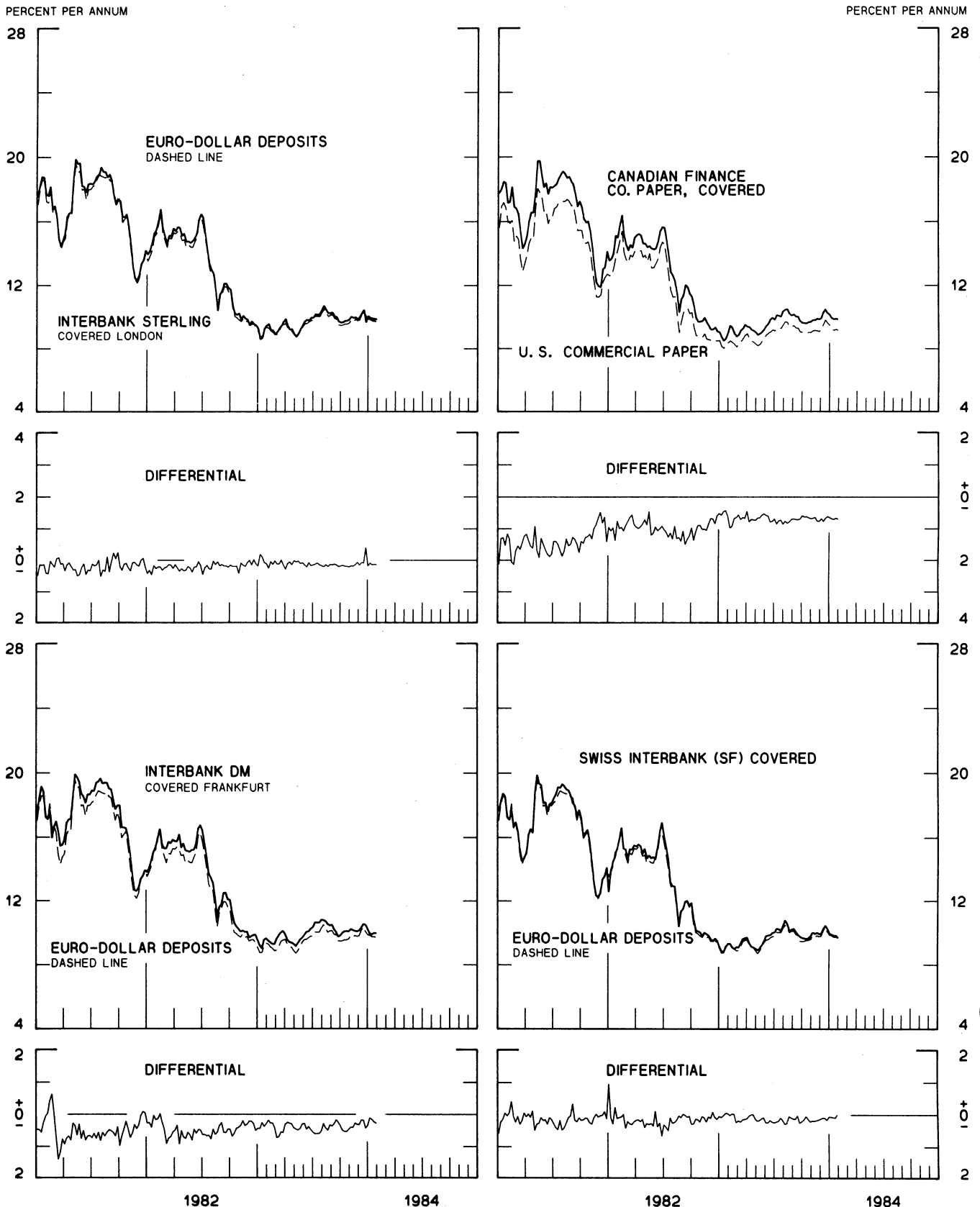
DIFFERENTIAL: PLUS(+), FAVORS BORROWING IN U. S.
AVERAGES FOR WEEK ENDING WEDNESDAY



1 PERCENT ON DIFFERENTIAL SCALE = 2 PERCENT ON RATE SCALE

INTEREST ARBITRAGE: 3-MONTH FUNDS

DIFFERENTIAL: PLUS(+), INDICATES FAVOR DOLLAR ASSETS
AVERAGES FOR WEEK ENDING WEDNESDAY



1 PERCENT ON DIFFERENTIAL SCALE = 2 PERCENT ON RATE SCALE

CHART 9
LONG-TERM GOVERNMENT BOND YIELDS
 WEEKLY SERIES

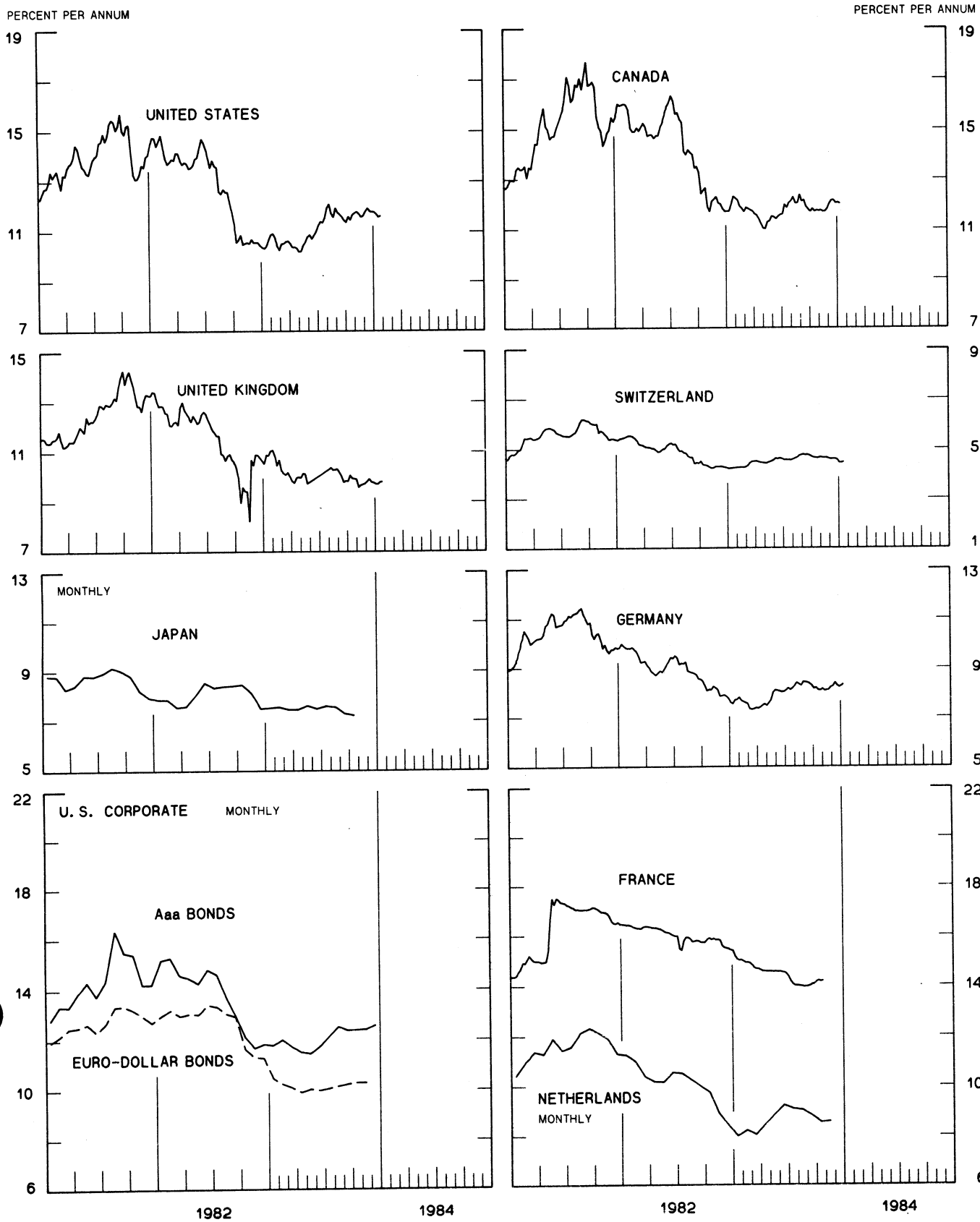
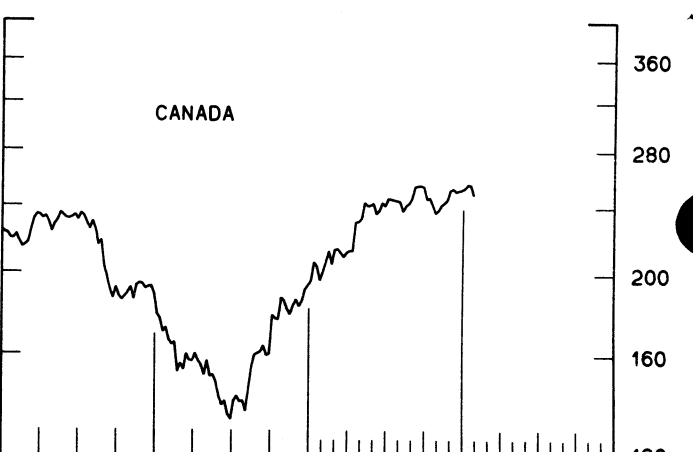
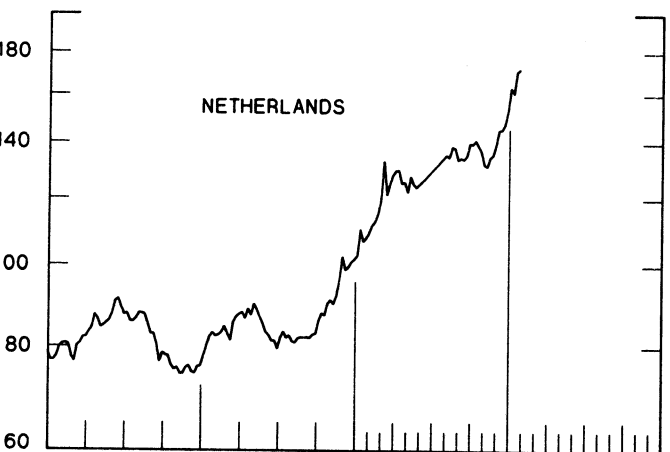
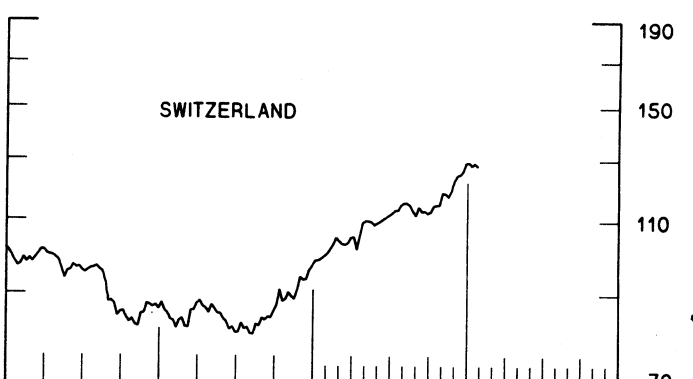
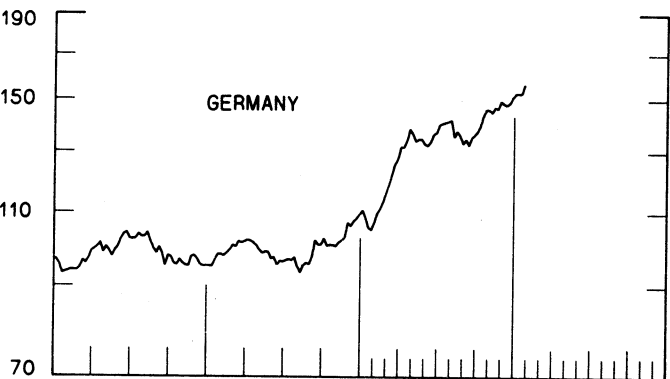
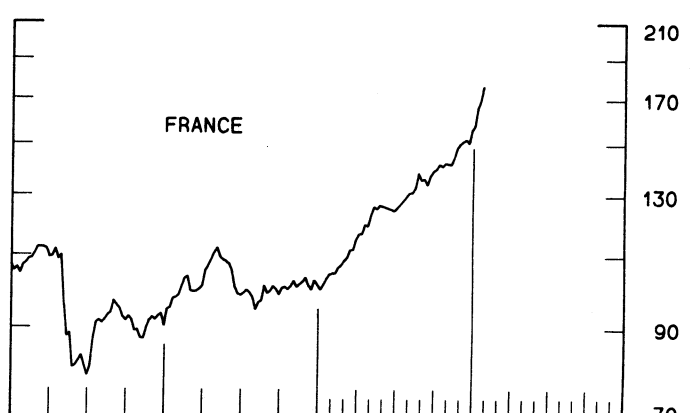
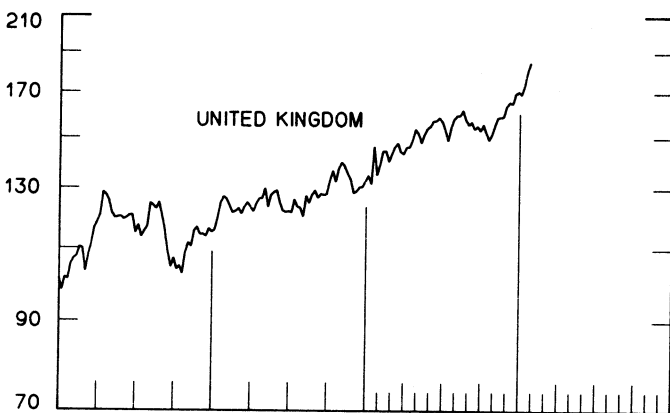
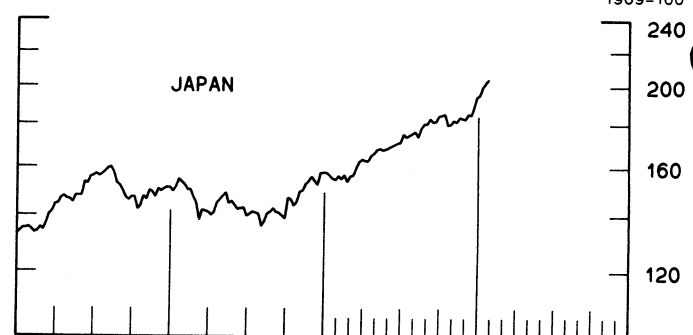
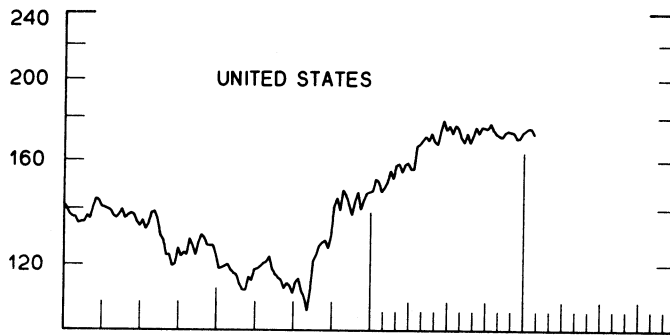


CHART 10
INDUSTRIAL STOCK INDICES
 WEEKLY SERIES

RATIO SCALE
 1969=100

RATIO SCALE
 1969=100



1982

1984

1982

1984

SERIES NAME

LAST VALUE PLOTTED
DATE VALUE

CHART 1. SPOT EXCHANGE RATES AND INDICES

WEEKLY AVERAGES, NOON BUYING RATES (U.S. CENTS)

GERMAN MARK	FEB. 1	35.58
JAPANESE YEN	FEB. 1	0.42667
DUTCH GUILDER	FEB. 1	31.60
U.K. POUND	FEB. 1	140.56
CANADIAN DOLLAR	FEB. 1	80.13
FRENCH FRANC	FEB. 1	11.63
SWISS FRANC	FEB. 1	44.59
BELGIAN FRANC	FEB. 1	1.74066
ITALIAN LIRA	FEB. 1	0.05839

INDICES, MARCH 1973 BASE RATES = 100

GERMAN MARK	FEB. 1	100.10
JAPANESE YEN	FEB. 1	111.71
DUTCH GUILDER	FEB. 1	90.73
U.K. POUND	FEB. 1	56.85
CANADIAN DOLLAR	FEB. 1	79.86
FRENCH FRANC	FEB. 1	52.40
SWISS FRANC	FEB. 1	143.45
BELGIAN FRANC	FEB. 1	68.59
ITALIAN LIRA	FEB. 1	33.17

WEIGHTED AVERAGE EXCHANGE VALUE INDICES, MAR 1973 = 100
(G-10 COUNTRIES PLUS SWITZERLAND)

U.S. DOLLAR	FEB. 1	135.22
GERMAN MARK	FEB. 1	133.00
JAPANESE YEN	FEB. 1	147.70
DUTCH GUILDER	FEB. 1	116.18
U.K. POUND	FEB. 1	69.68
CANADIAN DOLLAR	FEB. 1	101.37
FRENCH FRANC	FEB. 1	63.39
SWISS FRANC	FEB. 1	185.06
BELGIAN FRANC	FEB. 1	86.34
ITALIAN LIRA	FEB. 1	39.37
SWEDISH KRONA	FEB. 1	67.86

CHART 2. 3-MONTH FORWARD EXCHANGE RATES, PREMIUM OR DISCOUNT

CANADIAN DOLLAR	FEB. 1	-0.01
U.K. POUND	FEB. 1	0.46
GERMAN MARK	FEB. 1	3.81
FRENCH FRANC	FEB. 1	-3.39
SWISS FRANC	FEB. 1	6.17
DUTCH GUILDER	FEB. 1	3.63
JAPANESE YEN	FEB. 1	3.32
ITALIAN LIRA	FEB. 1	-7.01

SERIES NAME

LAST VALUE PLOTTED
DATE VALUE

CHART 3. GOLD PRICE IN LONDON, AFTERNOON FIXING

U.S. DOLLARS PER FINE OUNCE FEB. 1 371.75

CHART 4. CALL MONEY RATES

U.S. FEDERAL FUNDS	FEB. 1	9.44
OVERNIGHT EURO-DOLLAR DEPCSITS	FEB. 1	9.36
U.K.	JAN. 20	9.00
CANADA	JAN. 13	9.59
GERMANY	JAN. 20	5.55
EURC-DM	FEB. 3	5.52
JAPAN	JAN. 13	6.13
FRANCE	JAN. 20	11.75
NETHERLANDS	JAN. 1	10.30
EURC-SWISS FRANC	FEB. 3	12.13

CHART 5. 3-MONTH INTEREST RATES

U.S. 90-DAY CD'S, SECONDARY MARKET	FEB. 1	9.35
GERMAN INTERBANK LOAN	FEB. 1	6.10
JAPANESE BANK LOANS & DISCOUNTS	FEB. 1	6.25
CANADIAN FINANCE PAPER	FEB. 1	9.86
INTERBANK STERLING	FEB. 1	9.38
SWISS INTERBANK LOAN	FEB. 1	3.47
WEIGHTED AVERAGE FOREIGN INTEREST RATE (G-10 COUNTRIES PLUS SWITZERLAND)	FEB. 1	8.45

CHART 6. EURO-DOLLAR DEPOSIT RATES: LONDON

OVERNIGHT	FEB. 1	9.36
7-DAY	FEB. 1	9.44
1-MONTH	FEB. 1	9.53
3-MONTH	FEB. 1	9.70
6-MONTH	FEB. 1	9.88
1-YEAR	FEB. 1	10.23

CHART 7. SELECTED EURO-DOLLAR AND U.S. MONEY MARKET RATES

OVERNIGHT EURO-DOLLAR DEPCSITS	FEB. 1	9.36
U.S. FEDERAL FUNDS	FEB. 1	9.44
DIFFERENTIAL ADJ. FOR RESERVE REQUIREMENTS	FEB. 1	-0.08
3-MONTH EURC-DOLLAR DEPCSIT RATE	FEB. 1	9.70
U.S. 90-DAY CD'S, SECONDARY MARKET	FEB. 1	9.35
DIFFERENTIAL	FEB. 1	0.35

SERIES NAME

LAST VALUE PLOTTED
DATE VALUE

CHART 8. INTEREST ARBITRAGE, 3-MONTH FUNDS

EURC-DOLLAR DEPCSIT	FEB.	1	9.70
INTERBANK STERLING (LONDON), COVERED	FEB.	1	9.85
DIFFERENTIAL	FEB.	1	-0.15
U.S. COMMERCIAL PAPER	FEB.	1	9.15
CANADIAN FINANCE PAPER, COVERED	FEB.	1	9.85
DIFFERENTIAL	FEB.	1	-0.70
EURC-DOLLAR DEPCSIT	FEB.	1	9.70
INTERBANK DM (FRANKFURT), COVERED	FEB.	1	9.96
DIFFERENTIAL	FEB.	1	-0.26
EURC-DOLLAR DEPCSIT	FEB.	1	9.70
SWISS INTERBANK, COVERED	FEB.	1	9.70
DIFFERENTIAL	FEB.	1	0.00

CHART 9. LONG TERM GOVERNMENT BOND YIELDS

UNITED STATES	JAN.	27	11.63
GERMANY	JAN.	13	8.30
JAPAN (MONTHLY)	OCT.		7.22
SWITZERLAND	JAN.	20	4.44
CANADA	JAN.	13	12.00
FRANCE	OCT.	28	14.17
NETHERLANDS (MONTHLY)	NOV.		8.57
UNITED KINGDOM	JAN.	27	9.80

U.S. CORPORATE

AAA BONDS	DEC.		12.57
EURC-DOLLAR BONDS	NOV.		10.29

CHART 10. STOCK INDICES

UNITED STATES	FEB.	1	169.11
UNITED KINGDOM	FEB.	1	182.30
CANADA	FEB.	1	244.31
GERMANY	FEB.	1	158.96
SWITZERLAND	FEB.	1	126.34
NETHERLANDS	FEB.	1	176.80
FRANCE	FEB.	1	171.16
JAPAN	FEB.	1	206.57

FEDERAL RESERVE statistical release



H. 10 (512)

FOREIGN EXCHANGE RATES

FEBRUARY 3, 1984

FOR THE WEEK ENDING FEBRUARY 3, 1984

The Board of Governors of the Federal Reserve System is advised that the Federal Reserve Bank of New York City has certified for customs purposes the following noon buying rate in New York City for cable transfers payable in foreign currencies:

COUNTRY	MONETARY UNIT	(CURRENCY UNITS PER DOLLAR)				
		JAN. 30	JAN. 31	FEB. 1	FEB. 2	FEB. 3
ARGENTINA	PESO	25.91	25.91	25.91	25.91	26.59
*AUSTRALIA	DOLLAR	91.72	91.72	92.10	92.32	92.15
AUSTRIA	SCHILLING	19.827	19.870	19.690	19.460	19.285
BELGIUM	FRANC	57.460	57.620	57.150	56.520	56.090
BRAZIL	CRUZEIRO	1065.00	1080.00	1080.00	1080.00	1080.00
CANADA	DOLLAR	1.2486	1.2493	1.2473	1.2460	1.2464
CHILE	PESO	88.700	88.700	88.700	87.800	88.850
CHINA, P.R.	YUAN	2.0790	2.0790	2.0790	2.0790	2.0623
COLOMBIA	PESO	90.610	90.610	90.610	90.610	90.610
DENMARK	KRONE	10.1930	10.2150	10.1425	10.0225	9.9475
FINLAND	MARKKA	5.9380	5.9460	5.9300	5.8770	5.8560
FRANCE	FRANC	8.6000	8.6160	8.5465	8.4800	8.4175
GERMANY	D. MARK	2.8117	2.8165	2.7920	2.7600	2.7355
GREECE	DRACHMA	103.550	103.400	103.200	102.400	102.100
HONG KONG	DOLLAR	7.8000	7.8005	7.7990	7.7975	7.7950
INDIA	RUPEE	10.7400	10.7600	10.7600	10.7600	10.7500
INDONESIA	RUPIAH	997.00	997.00	997.00	997.00	995.00
*IRELAND	POUND	109.90	109.70	110.60	111.80	112.80
ISRAEL	SHEKEL	122.610	124.350	124.710	124.870	124.900
ITALY	LIRA	1713.00	1715.00	1703.00	1695.00	1681.00
JAPAN	YEN	234.58	234.67	234.25	233.60	232.70
MALAYSIA	DOLLAR	2.3400	2.3405	2.3395	2.3375	2.3350
MEXICO	PESO	166.5000	166.5000	166.2500	166.9000	167.0000
NETHERLANDS	GUILDER	3.1650	3.1735	3.1460	3.1130	3.0900
*NEW ZEALAND	DOLLAR	64.980	64.930	65.130	65.320	65.380
NORWAY	KRONE	7.8600	7.8820	7.8575	7.8150	7.7700
PERU	SOL	2361.35	2361.35	2361.35	2361.35	2384.56
PHILIPPINES	PESO	14.0500	14.0500	14.0500	14.0500	14.0500
PORTUGAL	ESCUDO	137.400	137.750	137.500	136.250	136.500
SINGAPORE	DOLLAR	2.1305	2.1320	2.1305	2.1275	2.1260
*SOUTH AFRICA	RAND	78.65	78.65	79.15	80.05	80.40
SOUTH KOREA	WON	800.70	801.30	800.70	800.70	800.60
SPAIN	PESETA	158.650	158.960	158.300	156.840	156.180
SRI LANKA	RUPEE	25.280	25.280	25.280	25.280	25.270
SWEDEN	KRONA	8.1810	8.1880	8.1525	8.1100	8.0640
SWITZERLAND	FRANC	2.2415	2.2530	2.2350	2.2175	2.1970
TAIWAN	DOLLAR	40.230	40.230	NA	NA	NA
THAILAND	BAHT	23.000	23.000	23.000	23.000	23.000
*UNITED KINGDOM	POUND	140.74	140.12	141.00	142.25	143.10
VENEZUELA	BOLIVAR	13.4000	13.5000	13.5000	13.5000	12.5000

MEMO:
 *UNITED STATES DOLLAR 135.25 135.51 134.65 133.65 132.79

*INDEX OF WEIGHTED AVERAGE EXCHANGE VALUE OF U.S. DOLLAR AGAINST CURRENCIES OF OTHER G-10 COUNTRIES PLUS SWITZERLAND. MARCH 1973 = 100. WEIGHTS ARE 1972-76 GLOBAL TRADE OF EACH OF THE 10 COUNTRIES. SERIES REVISED AS OF AUGUST 1978. FOR DESCRIPTION AND BACK DATA, SEE "INDEX OF THE WEIGHTED-AVERAGE EXCHANGE VALUE OF THE U.S. DOLLAR: REVISION" ON PAGE 700 OF THE AUGUST 1978 FEDERAL RESERVE BULLETIN.

*VALUE IS U.S. CENTS