

(516/517)

DATA FILE
LIBRARY
FEDERAL RESERVE BANK
OF CHICAGO

5-4410
LIBRARY
FEB 3 1984
FEDERAL RESERVE
BANK OF CHICAGO

Selected Interest & Exchange Rates

Weekly Series of Charts

January 30, 1984

Prepared by the
FINANCIAL MARKETS
SECTION

DIVISION OF
INTERNATIONAL FINANCE

BOARD OF GOVERNORS
FEDERAL RESERVE SYSTEM
Washington, D.C. 20551

Table of Contents

TABLES

1. LATEST FIGURES PLOTTED
2. DAILY CERTIFIED SPOT EXCHANGE RATES--
H.10 RELEASE

CHARTS

1. SPOT EXCHANGE RATE INDICES
2. 3-MONTH FORWARD EXCHANGE RATES
3. GOLD PRICE--LONDON
4. CALL MONEY RATES
5. 3-MONTH INTEREST RATES
6. EURO-DOLLAR DEPOSIT RATES
7. SELECTED EURO-DOLLAR AND
U.S. MONEY MARKET RATES
8. INTEREST ARBITRAGE: 3-MONTH FUNDS
9. LONG-TERM GOVERNMENT BOND YIELDS
10. INDUSTRIAL STOCK INDICES

SUBSCRIPTION RATES:

Weekly \$15.00 per year or \$.40 each in the United States, its possessions, Canada, and Mexico; 10 or more of the same issue to one address, \$13.50 per year or \$.35 each. Elsewhere, \$20.00 per year or \$.50 each. Address requests to Publications Services, Division of Administrative Services, and make payment remittance payable to the order of the Board of Governors of the Federal Reserve System in a form collectible at par in U.S. Currency.

SPOT EXCHANGE INDICES

DOLLAR PRICES OF FOREIGN CURRENCIES AND WEIGHTED AVERAGE VALUES (THIN LINE)
AVERAGES FOR WEEK ENDING WEDNESDAY

RATIO SCALE
MARCH 1973=100

RATIO SCALE
MARCH 1973=100

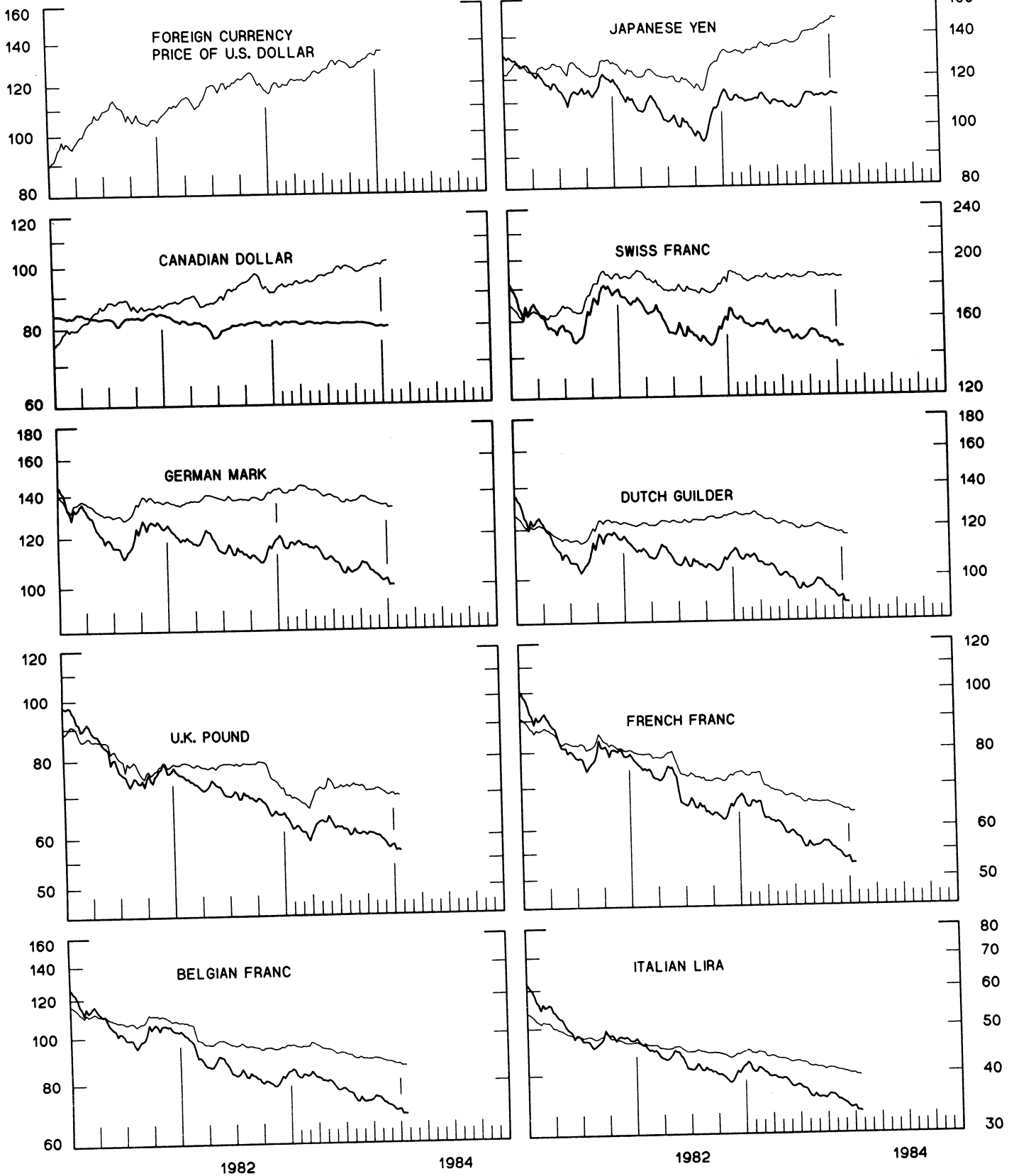


CHART 2
3-MONTH FORWARD EXCHANGE RATES

PREMIUM (+) OR (-)
 AVERAGES FOR WEEK ENDING WEDNESDAY

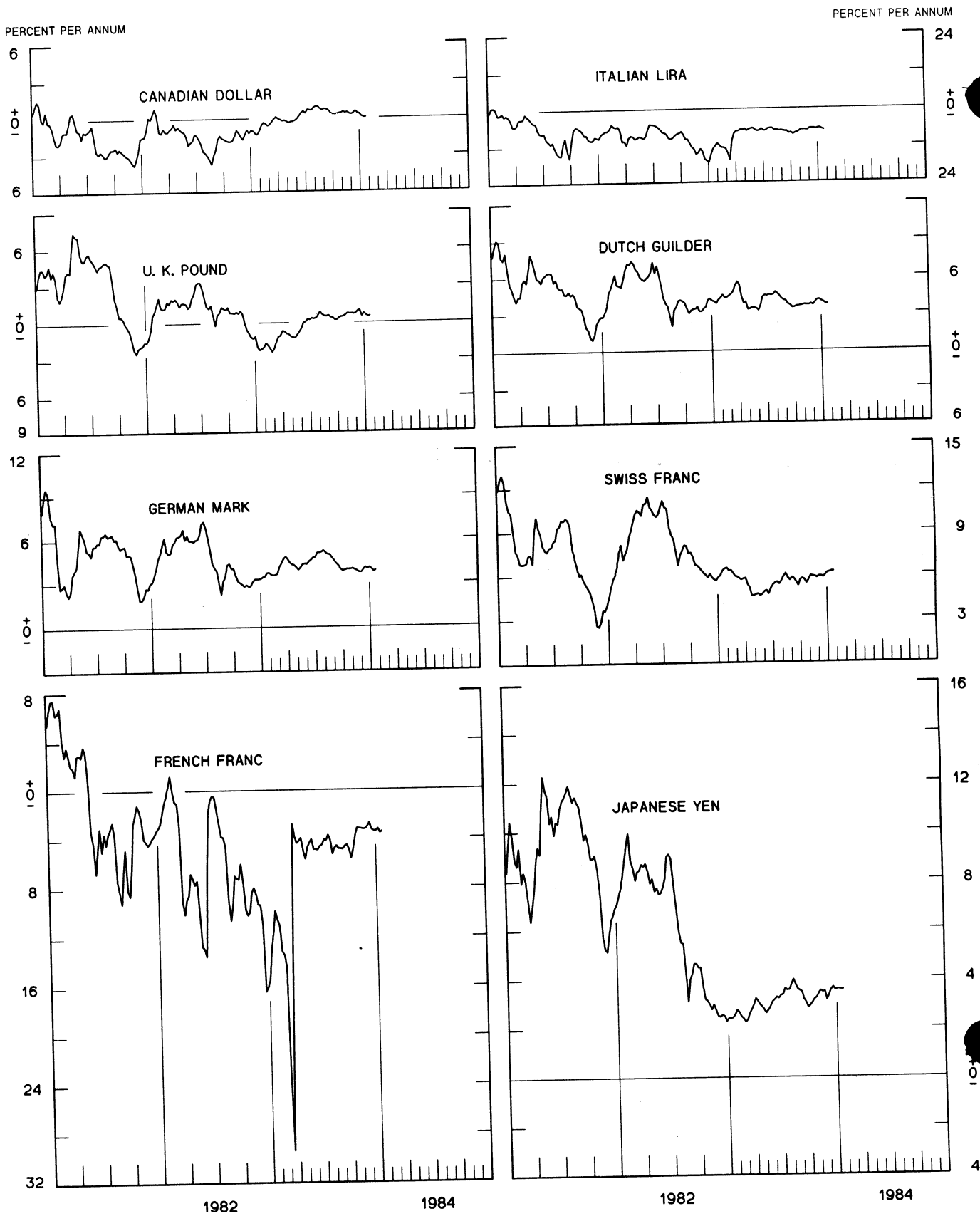


CHART 3
PRICE OF GOLD IN LONDON
AVERAGES FOR WEEK ENDING WEDNESDAY

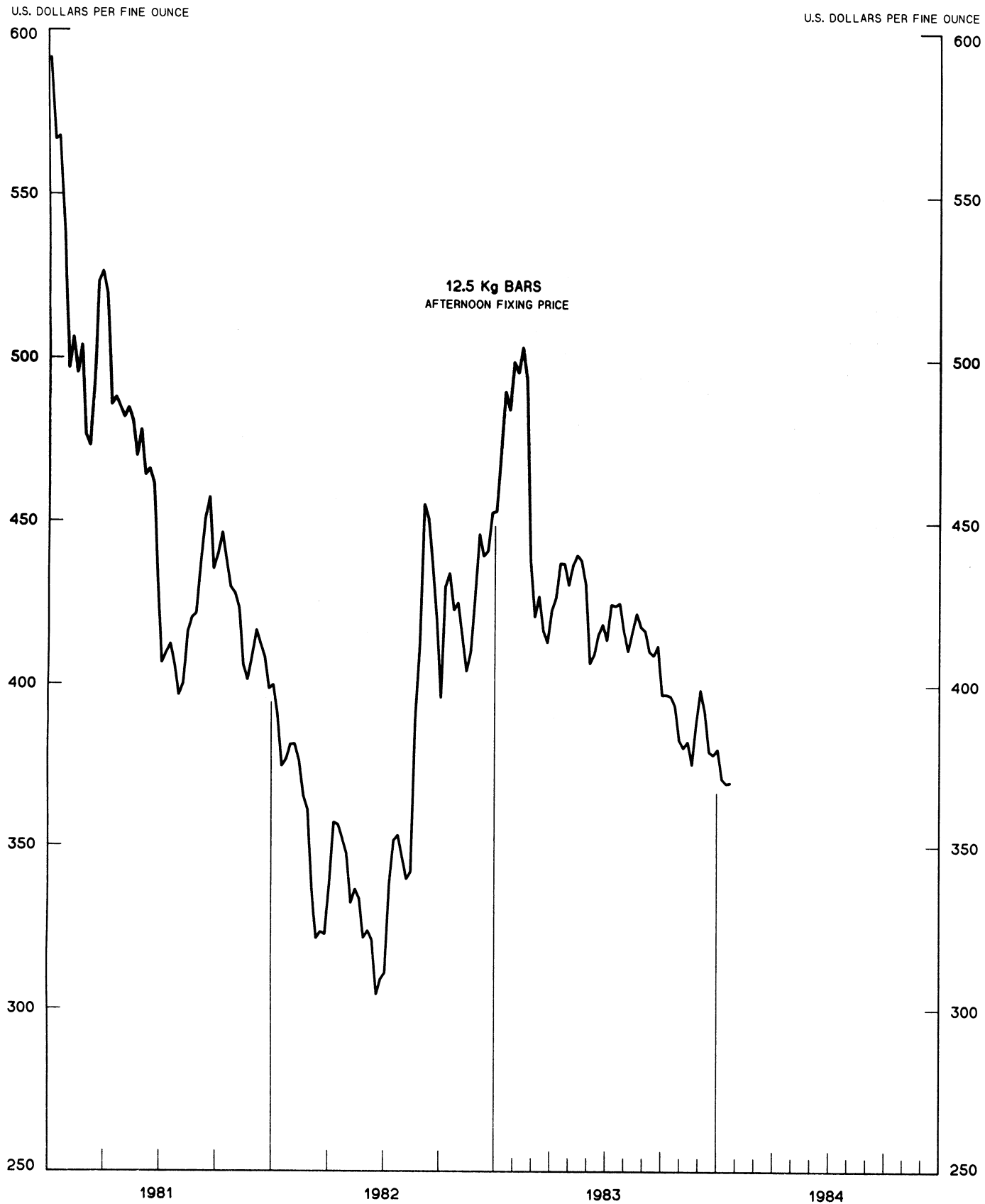


CHART 4
CALL MONEY RATES
 WEEKLY SERIES

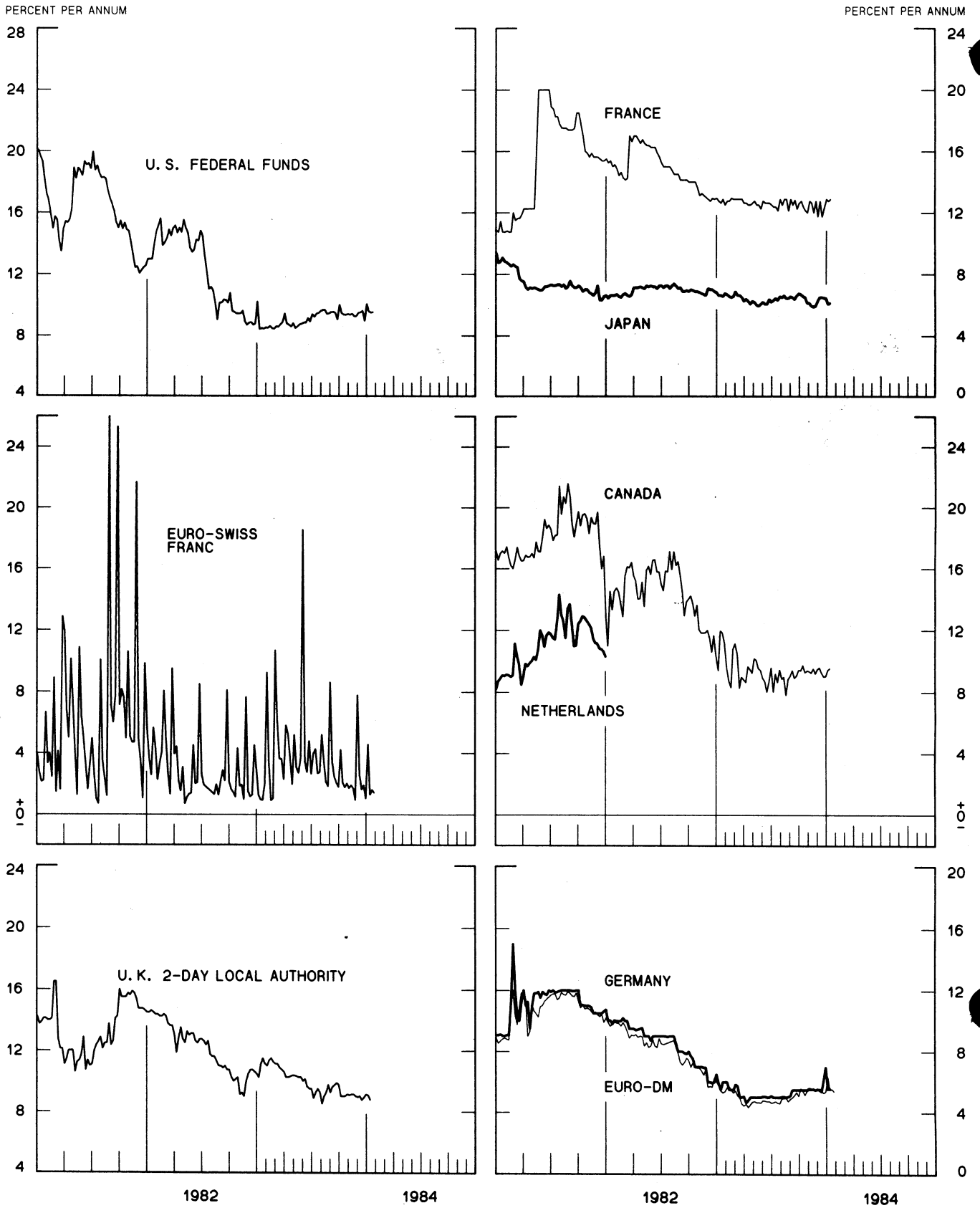


CHART 5
3-MONTH INTEREST RATES
 WEEKLY SERIES

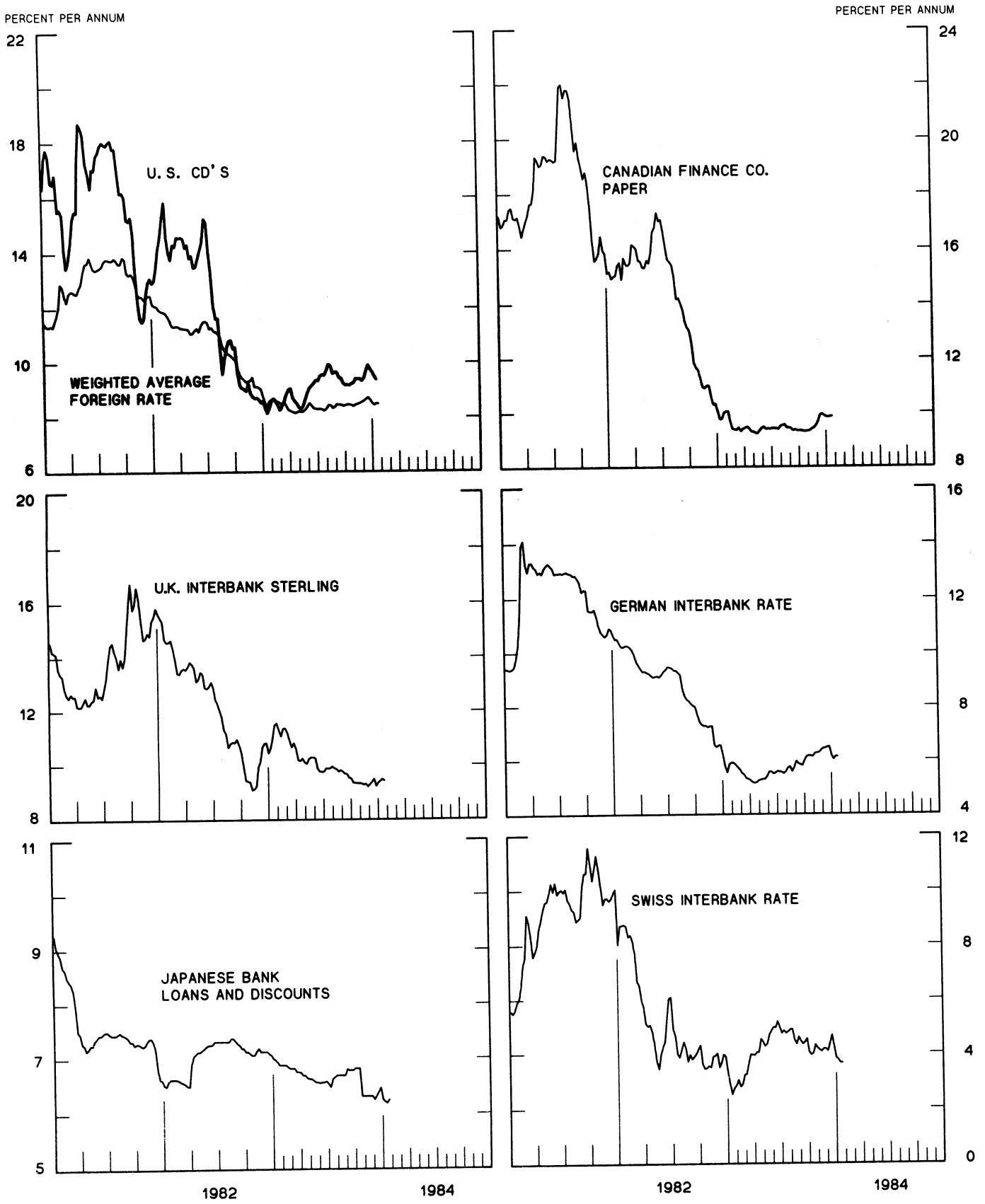
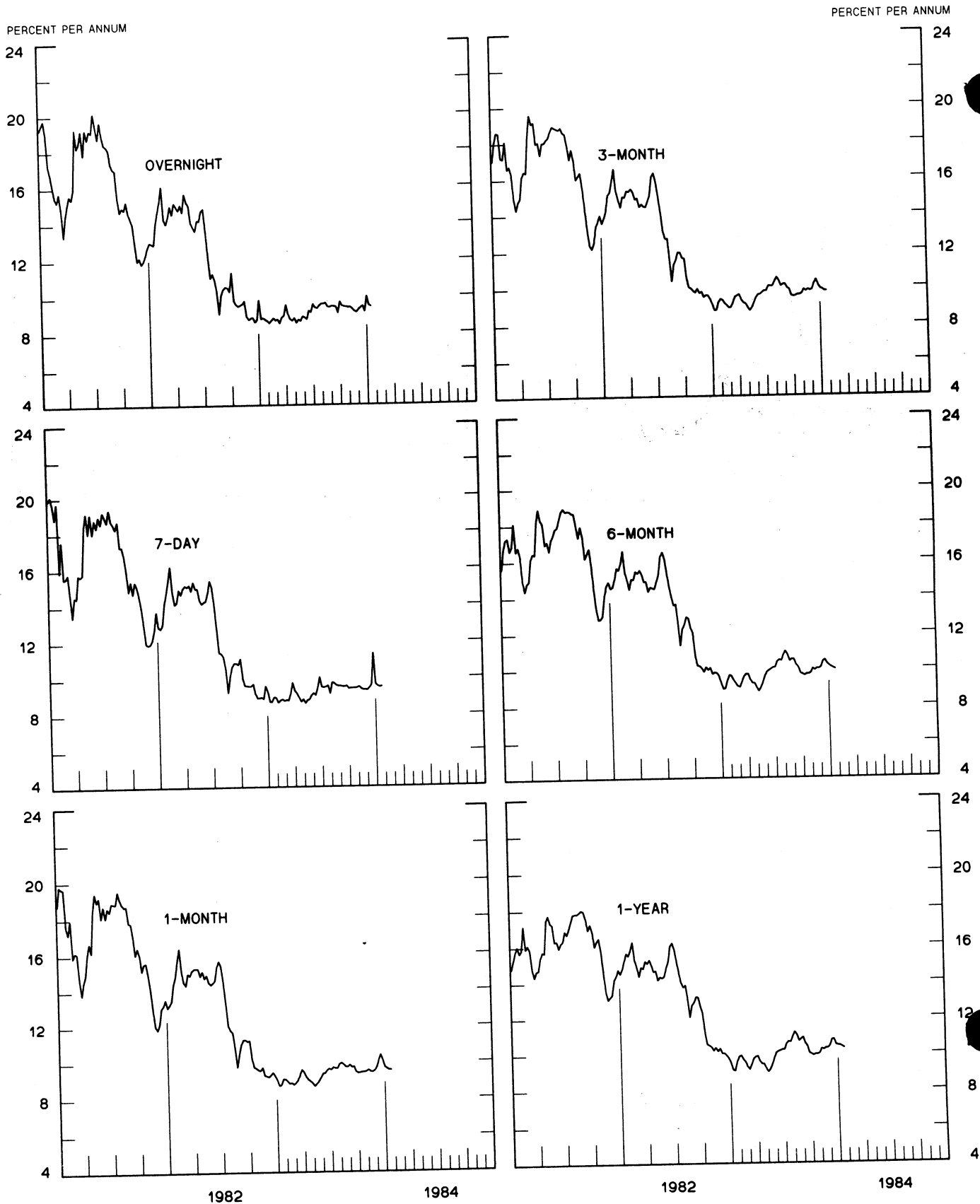
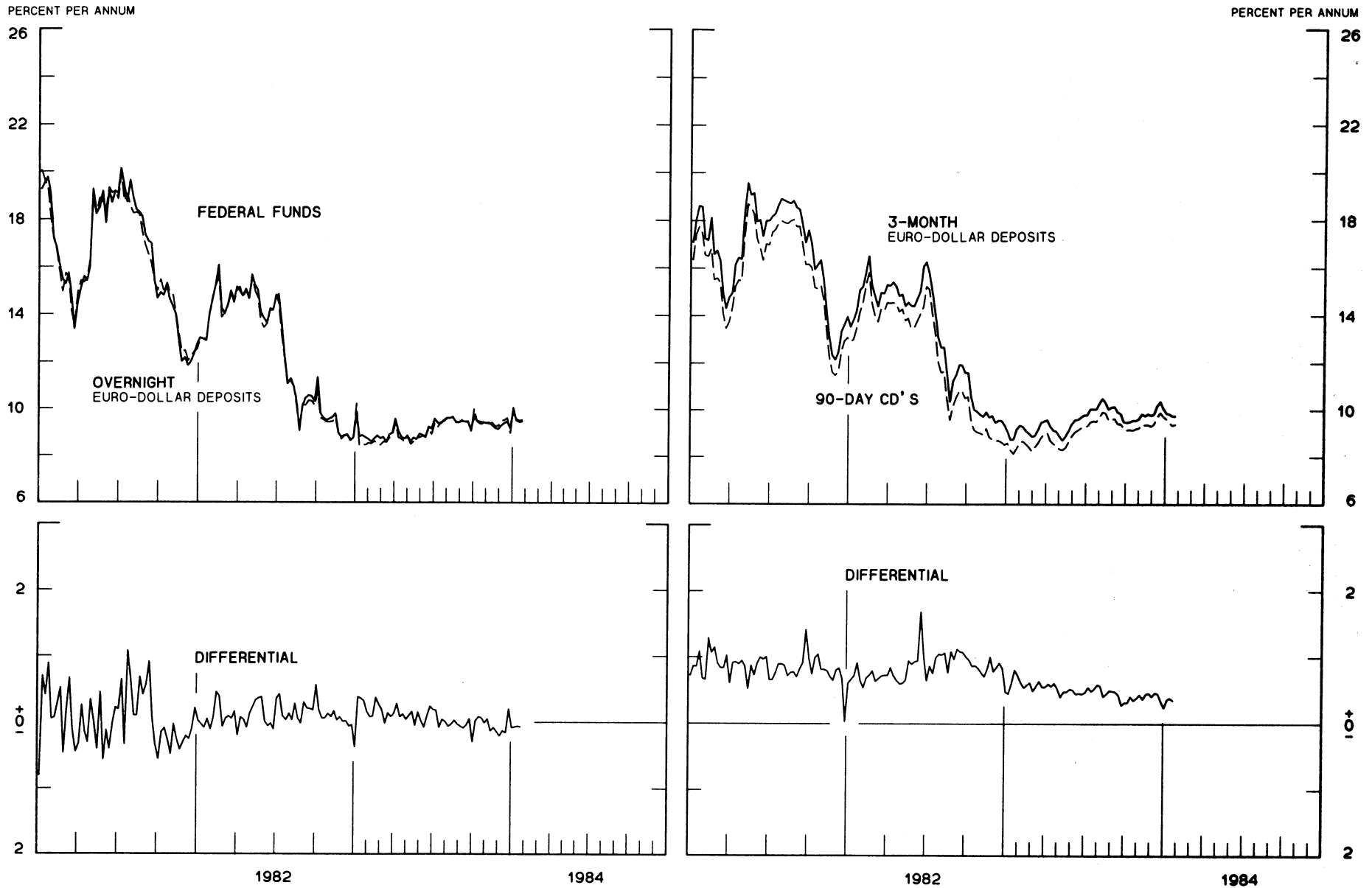


CHART 6
 EURO-DOLLAR DEPOSIT RATES LONDON
 AVERAGES FOR WEEK ENDING WEDNESDAY



SELECTED EURO-DOLLAR AND U. S. MONEY MARKET RATES

DIFFERENTIAL: PLUS(+), FAVORS BORROWING IN U. S.
AVERAGES FOR WEEK ENDING WEDNESDAY

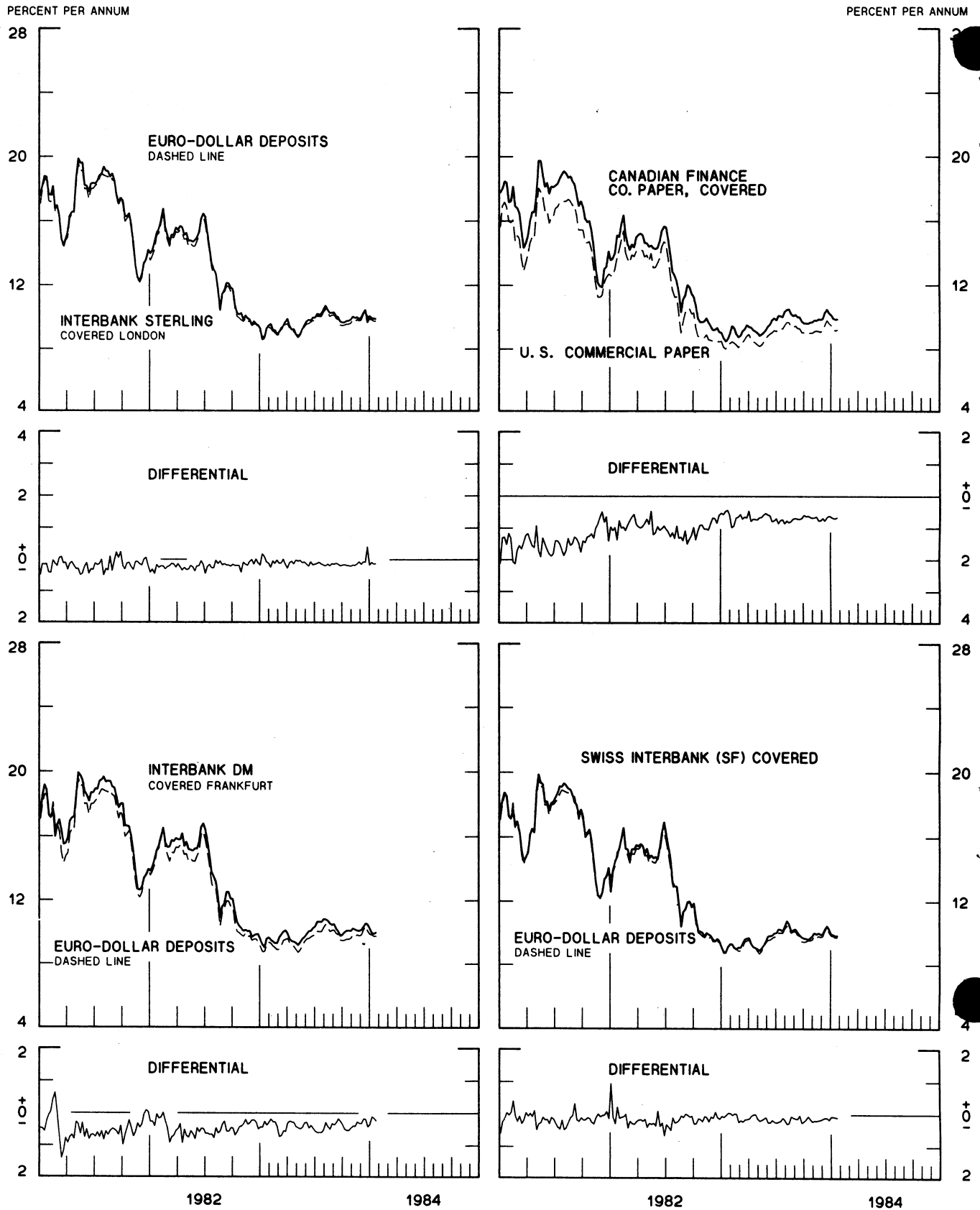


1 PERCENT ON DIFFERENTIAL SCALE = 2 PERCENT ON RATE SCALE

CHART 8

INTEREST ARBITRAGE: 3-MONTH FUNDS

DIFFERENTIAL: PLUS(+), INDICATES FAVOR DOLLAR ASSETS
AVERAGES FOR WEEK ENDING WEDNESDAY



1 PERCENT ON DIFFERENTIAL SCALE = 2 PERCENT ON RATE SCALE

CHART 9
LONG-TERM GOVERNMENT BOND YIELDS
 WEEKLY SERIES

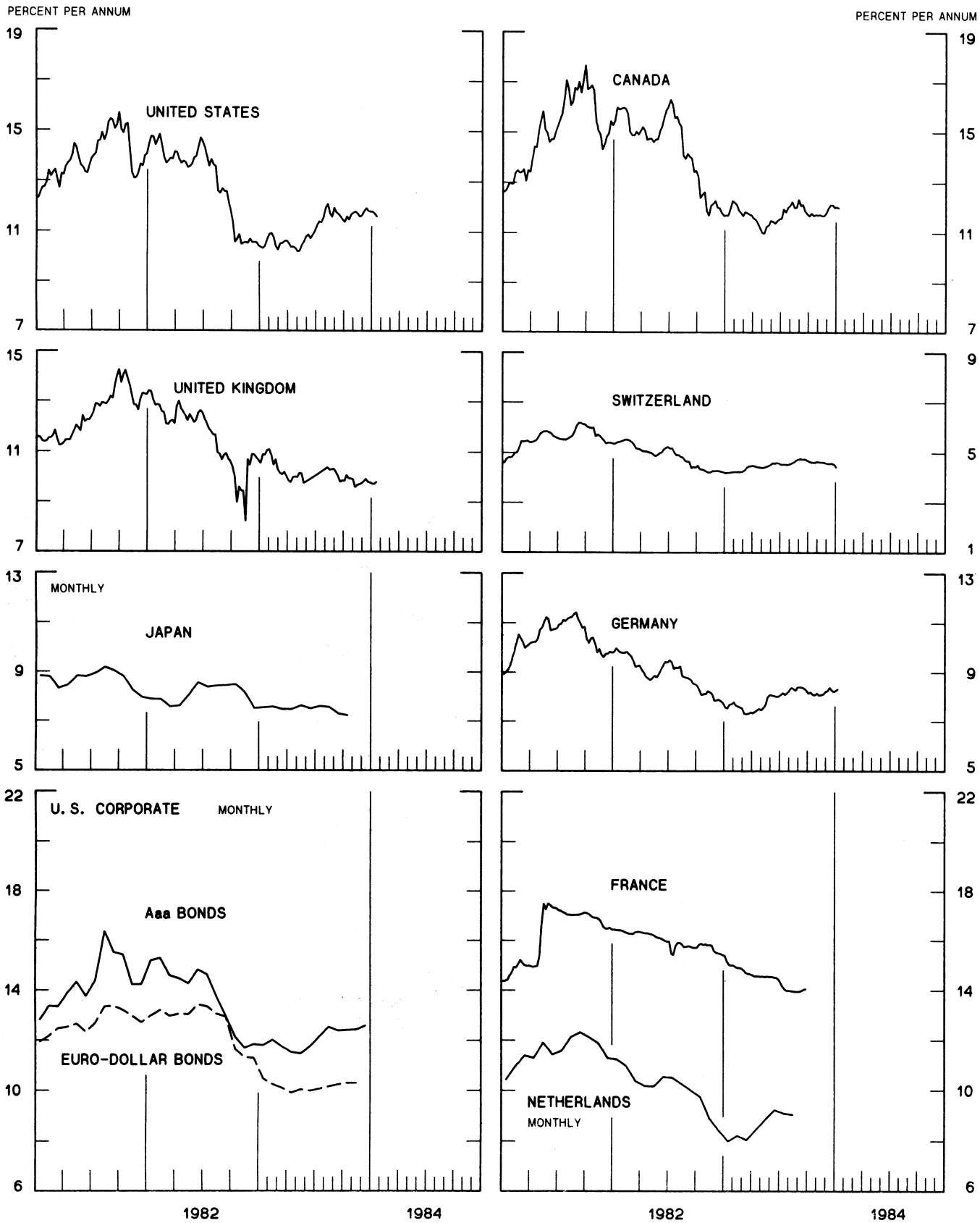
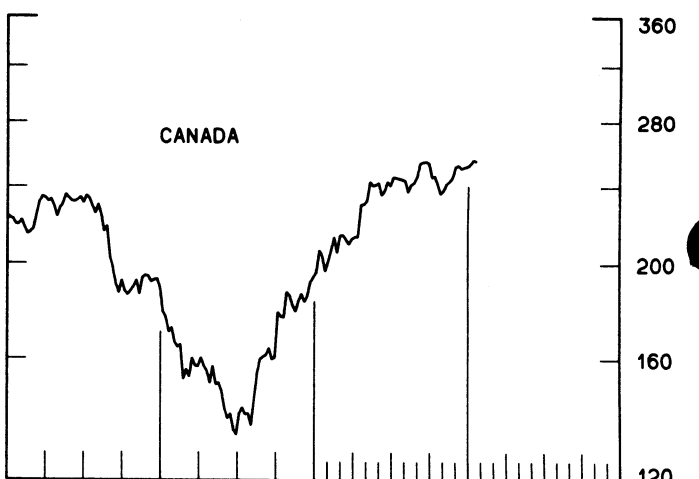
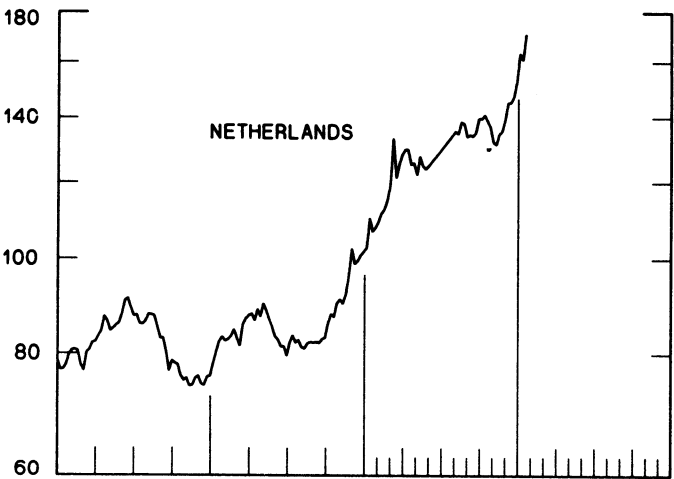
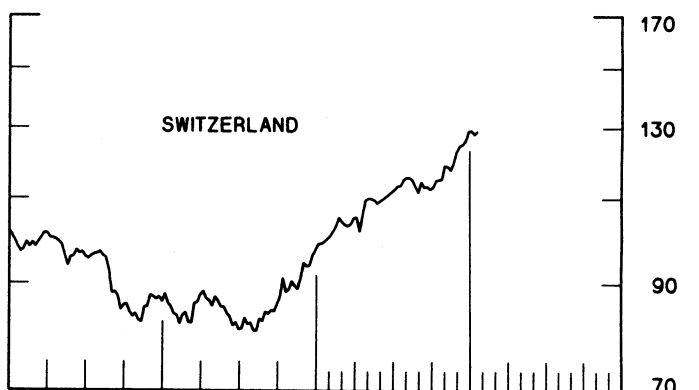
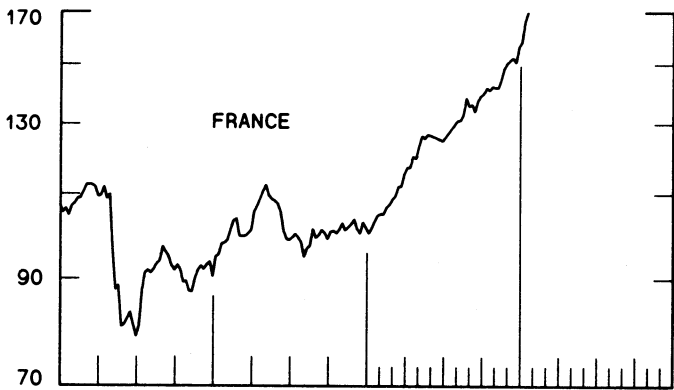
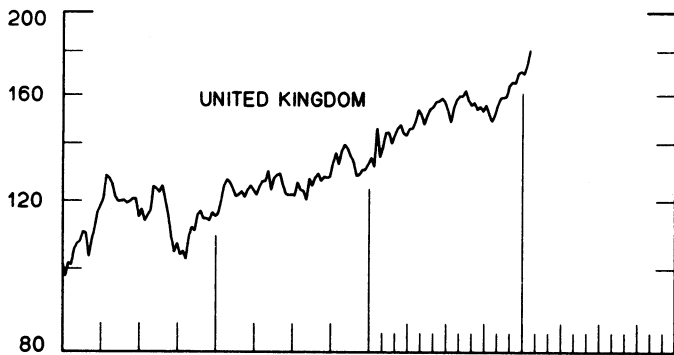
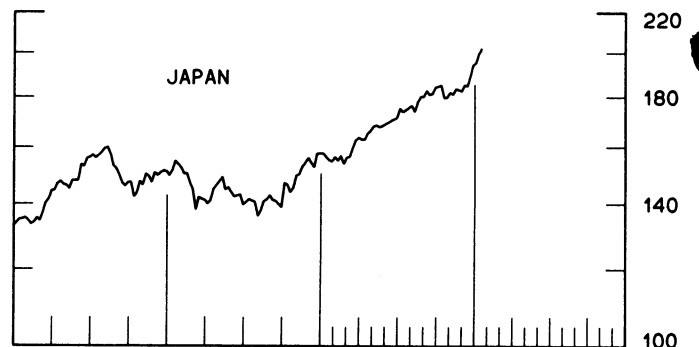
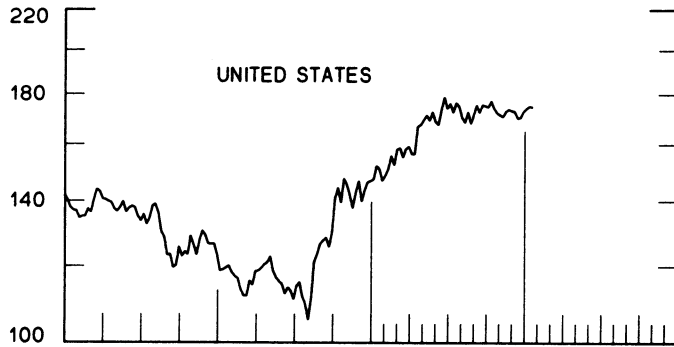


CHART 10
INDUSTRIAL STOCK INDICES
WEEKLY SERIES

RATIO SCALE
1969=100

RATIO SCALE
1969=100



1982

1984

1982

1984

SERIES NAME

LAST VALUE PLOTTED
DATE VALUE

CHART 1. SPOT EXCHANGE RATES AND INDICES

WEEKLY AVERAGES, NOON BUYING RATES (U.S. CENTS)

GERMAN MARK	JAN. 25	35.53
JAPANESE YEN	JAN. 25	0.42726
DUTCH GUILDER	JAN. 25	31.58
U.K. POUND	JAN. 25	140.44
CANADIAN DOLLAR	JAN. 25	80.19
FRENCH FRANC	JAN. 25	11.62
SWISS FRANC	JAN. 25	44.68
BELGIAN FRANC	JAN. 25	1.74104
ITALIAN LIRA	JAN. 25	0.05843

INDICES, MARCH 1973 BASE RATES = 100

GERMAN MARK	JAN. 25	99.94
JAPANESE YEN	JAN. 25	111.87
DUTCH GUILDER	JAN. 25	90.65
U.K. POUND	JAN. 25	56.80
CANADIAN DOLLAR	JAN. 25	79.93
FRENCH FRANC	JAN. 25	52.35
SWISS FRANC	JAN. 25	143.73
BELGIAN FRANC	JAN. 25	68.61
ITALIAN LIRA	JAN. 25	33.19

WEIGHTED AVERAGE EXCHANGE VALUE INDICES, MAR 1973 = 100
(G-10 COUNTRIES PLUS SWITZERLAND)

U.S. DOLLAR	JAN. 25	135.25
GERMAN MARK	JAN. 25	132.78
JAPANESE YEN	JAN. 25	147.96
DUTCH GUILDER	JAN. 25	116.09
U.K. POUND	JAN. 25	69.63
CANADIAN DOLLAR	JAN. 25	101.47
FRENCH FRANC	JAN. 25	63.34
SWISS FRANC	JAN. 25	185.47
BELGIAN FRANC	JAN. 25	86.38
ITALIAN LIRA	JAN. 25	39.40
SWEDISH KRONA	JAN. 25	67.84

CHART 2. 3-MONTH FORWARD EXCHANGE RATES, PREMIUM OR DISCOUNT

CANADIAN DOLLAR	JAN. 25	0.02
U.K. POUND	JAN. 25	0.48
GERMAN MARK	JAN. 25	3.82
FRENCH FRANC	JAN. 25	-3.45
SWISS FRANC	JAN. 25	6.15
DUTCH GUILDER	JAN. 25	3.69
JAPANESE YEN	JAN. 25	3.53
ITALIAN LIRA	JAN. 25	-7.27

SERIES NAME	LAST VALUE PLOTTED	
	DATE	VALUE
CHART 3. GOLD PRICE IN LONDON, AFTERNOON FIXING		
U.S. DOLLARS PER FINE OUNCE	JAN. 25	369.79
CHART 4. CALL MONEY RATES		
U.S. FEDERAL FUNDS	JAN. 25	9.53
OVERNIGHT EURO-DOLLAR DEPOSITS	JAN. 25	9.46
U.K.	JAN. 13	8.75
CANADA	JAN. 13	9.59
GERMANY	JAN. 13	5.60
EURO-DM	JAN. 27	5.39
JAPAN	JAN. 13	6.13
FRANCE	JAN. 13	12.88
NETHERLANDS	JAN. 1	10.30
EURO-SWISS FRANC	JAN. 27	1.40
CHART 5. 3-MONTH INTEREST RATES		
U.S. 90-DAY CD'S, SECONDARY MARKET	JAN. 25	9.40
GERMAN INTERBANK LOAN	JAN. 25	6.10
JAPANESE BANK LOANS & DISCOUNTS	JAN. 25	6.25
CANADIAN FINANCE PAPER	JAN. 25	9.85
INTERBANK STERLING	JAN. 25	9.40
SWISS INTERBANK LOAN	JAN. 25	3.64
WEIGHTED AVERAGE FOREIGN INTEREST RATE (G-10 COUNTRIES PLUS SWITZERLAND)	JAN. 25	8.47
CHART 6. EURO-DOLLAR DEPOSIT RATES: LONDON		
OVERNIGHT	JAN. 25	9.46
7-DAY	JAN. 25	9.54
1-MONTH	JAN. 25	9.54
3-MONTH	JAN. 25	9.75
6-MONTH	JAN. 25	9.93
1-YEAR	JAN. 25	10.28
CHART 7. SELECTED EURO-DOLLAR AND U.S. MONEY MARKET RATES		
OVERNIGHT EURO-DOLLAR DEPOSITS	JAN. 25	9.46
U.S. FEDERAL FUNDS	JAN. 25	9.53
DIFFERENTIAL ADJ. FOR RESERVE REQUIREMENTS	JAN. 25	-0.07
3-MONTH EURO-DOLLAR DEPOSIT RATE	JAN. 25	9.75
U.S. 90-DAY CD'S, SECONDARY MARKET	JAN. 25	9.40
DIFFERENTIAL	JAN. 25	0.35

SERIES NAME

LAST VALUE PLOTTED
DATE VALUE

CHART 8. INTEREST ARBITRAGE, 3-MONTH FUNDS

EURO-DOLLAR DEPOSIT	JAN. 25	9.75
INTERBANK STERLING (LONDON), COVERED	JAN. 25	9.89
DIFFERENTIAL	JAN. 25	-0.14
U.S. COMMERCIAL PAPER	JAN. 25	9.20
CANADIAN FINANCE PAPER, COVERED	JAN. 25	9.87
DIFFERENTIAL	JAN. 25	-0.67
EURO-DOLLAR DEPOSIT	JAN. 25	9.75
INTERBANK DM (FRANKFURT), COVERED	JAN. 25	9.98
DIFFERENTIAL	JAN. 25	-0.23
EURO-DOLLAR DEPOSIT	JAN. 25	9.75
SWISS INTERBANK, COVERED	JAN. 25	9.84
DIFFERENTIAL	JAN. 25	-0.09

CHART 9. LONG TERM GOVERNMENT BOND YIELDS

UNITED STATES	JAN. 20	11.59
GERMANY	JAN. 13	8.30
JAPAN (MONTHLY)	OCT.	7.22
SWITZERLAND	JAN. 6	4.41
CANADA	JAN. 13	12.00
FRANCE	SEPT. 30	14.05
NETHERLANDS (MONTHLY)	AUG.	9.03
UNITED KINGDOM	JAN. 20	9.79


U.S. CORPORATE

AAA BONDS	DEC.	12.57
EURO-DOLLAR BONDS	NOV.	10.29

CHART 10. STOCK INDICES

UNITED STATES	JAN. 18	174.44
UNITED KINGDOM	JAN. 18	180.54
CANADA	JAN. 18	255.06
GERMANY	JAN. 18	152.57
SWITZERLAND	JAN. 18	128.72
NETHERLANDS	JAN. 18	170.79
FRANCE	JAN. 18	169.85
JAPAN	JAN. 18	201.91

FEDERAL RESERVE statistical release



H. 10 (512)

FOREIGN EXCHANGE RATES

JANUARY 30, 1984

FOR THE WEEK ENDING JANUARY 27, 1984

The Board of Governors of the Federal Reserve System is advised that the Federal Reserve Bank of New York has certified for customs purposes the following noon buying rate in New York City for cable transfers payable in foreign currencies:

COUNTRY	MONETARY UNIT	(CURRENCY UNITS PER DOLLAR)				
		JAN. 23	JAN. 24	JAN. 25	JAN. 26	JAN. 27
ARGENTINA	PESO	25.38	25.38	25.38	25.38	25.91
*AUSTRALIA	DOLLAR	90.35	90.55	90.85	91.10	91.58
AUSTRIA	SCHILLING	19.822	19.898	19.890	19.833	19.878
BELGIUM	FRANC	57.350	57.660	57.630	57.420	57.600
BRAZIL	CRUZEIRO	1048.00	1048.00	1048.00	1065.00	1065.00
CANADA	DOLLAR	1.2458	1.2475	1.2479	1.2466	1.2482
CHILE	PESO	88.700	87.700	87.700	87.700	88.700
CHINA, P.R.	YUAN	2.0667	2.0770	2.0770	2.0666	2.0790
COLOMBIA	PESO	90.170	90.170	90.170	90.170	90.610
DENMARK	KRONE	10.1900	10.2450	10.2325	10.2075	10.2340
FINLAND	MARKKA	5.9470	5.9630	5.9480	5.9290	5.9460
FRANCE	FRANC	8.5950	8.6375	8.6325	8.6100	8.6300
GERMANY	D. MARK	2.8120	2.8260	2.8230	2.8110	2.8210
GREECE	DRACHMA	103.250	103.600	103.550	103.150	103.350
HONG KONG	DOLLAR	7.7950	7.7950	7.7950	7.7800	7.8025
INDIA	RUPEE	10.7400	10.7400	10.7500	10.7400	10.7500
INDONESIA	RUPIAH	996.00	996.00	997.00	997.00	997.00
*IRELAND	POUND	110.18	109.70	109.75	110.00	109.65
ISRAEL	SHEKEL	119.530	120.360	121.690	122.610	122.610
ITALY	LIRA	1711.00	1717.00	1716.00	1712.00	1720.00
JAPAN	YEN	233.85	234.35	234.20	234.10	234.28
MALAYSIA	DOLLAR	2.3415	2.3415	2.3410	2.3405	2.3405
MEXICO	PESO	166.0000	166.0000	166.0000	166.2500	166.5000
NETHERLANDS	GUILDER	3.1670	3.1775	3.1765	3.1615	3.1745
*NEW ZEALAND	DOLLAR	64.800	64.730	64.820	64.950	64.930
NORWAY	KRONE	7.8700	7.8975	7.8950	7.8760	7.8840
PERU	SOL	2342.55	2342.55	2342.55	2342.55	2361.35
PHILIPPINES	PESO	14.0500	14.0500	14.0500	14.0500	14.0500
PORTUGAL	ESCUDO	136.200	136.500	136.350	136.200	136.500
SINGAPORE	DOLLAR	2.1310	2.1310	2.1310	2.1305	2.1315
*SOUTH AFRICA	RAND	80.00	79.15	79.25	79.00	78.90
SOUTH KOREA	WON	800.00	800.80	801.60	801.30	800.70
SPAIN	PESETA	159.420	159.820	159.260	158.770	159.250
SRI LANKA	RUPEE	25.200	25.200	25.200	25.200	25.280
SWEDEN	KRONA	8.1500	8.1900	8.1750	8.1500	8.1750
SWITZERLAND	FRANC	2.2370	2.2470	2.2440	2.2383	2.2460
TAIWAN	DOLLAR	NA	NA	NA	NA	40.230
THAILAND	BAHT	23.000	23.000	23.000	23.000	23.000
*UNITED KINGDOM	POUND	140.39	139.90	140.07	140.60	140.35
VENEZUELA	BOLIVAR	12.9500	12.9500	13.1000	13.2000	13.4000

MEMO:
 #UNITED STATES DOLLAR 135.14 135.66 135.56 135.17 135.53

#INDEX OF WEIGHTED AVERAGE EXCHANGE VALUE OF U.S. DOLLAR AGAINST CURRENCIES OF OTHER G-10 COUNTRIES PLUS SWITZERLAND. MARCH 1973 = 100. WEIGHTS ARE 1972-76 GLOBAL TRADE OF EACH OF THE 10 COUNTRIES. SERIES REVISED AS OF AUGUST 1978. FOR DESCRIPTION AND BACK DATA, SEE "INDEX OF THE WEIGHTED-AVERAGE EXCHANGE VALUE OF THE U.S. DOLLAR: REVISION" ON PAGE 700 OF THE AUGUST 1978 FEDERAL RESERVE BULLETIN.

*VALUE IS U.S. CENTS