

(516/517)

DATA FILE  
LIBRARY  
FEDERAL RESERVE BANK  
OF CHICAGO

LIBRARY  
JAN 19 1984  
FEDERAL RESERVE  
BANK OF CHICAGO

# Selected Interest & Exchange Rates

## Weekly Series of Charts

January 9, 1984

Prepared by the  
FINANCIAL MARKETS  
SECTION

DIVISION OF  
INTERNATIONAL FINANCE

BOARD OF GOVERNORS  
FEDERAL RESERVE SYSTEM  
Washington, D.C. 20551

---

# Table of Contents

## TABLES

1. LATEST FIGURES PLOTTED
2. DAILY CERTIFIED SPOT EXCHANGE RATES--H.10 RELEASE

## CHARTS

1. SPOT EXCHANGE RATE INDICES
2. 3-MONTH FORWARD EXCHANGE RATES
3. GOLD PRICE--LONDON
4. CALL MONEY RATES
5. 3-MONTH INTEREST RATES
6. EURO-DOLLAR DEPOSIT RATES
7. SELECTED EURO-DOLLAR AND U.S. MONEY MARKET RATES
8. INTEREST ARBITRAGE: 3-MONTH FUNDS
9. LONG-TERM GOVERNMENT BOND YIELDS
10. INDUSTRIAL STOCK INDICES

## SUBSCRIPTION RATES:

Weekly \$15.00 per year or \$.40 each in the United States, its possessions, Canada, and Mexico; 10 or more of the same issue to one address, \$13.50 per year or \$.35 each. Elsewhere, \$20.00 per year or \$.50 each. Address requests to Publications Services, Division of Administrative Services, and make payment remittance payable to the order of the Board of Governors of the Federal Reserve System in a form collectible at par in U.S. Currency.

# SPOT EXCHANGE INDICES

DOLLAR PRICES OF FOREIGN CURRENCIES AND WEIGHTED AVERAGE VALUES (THIN LINE)  
AVERAGES FOR WEEK ENDING WEDNESDAY

RATIO SCALE  
MARCH 1973=100

RATIO SCALE  
MARCH 1973=100

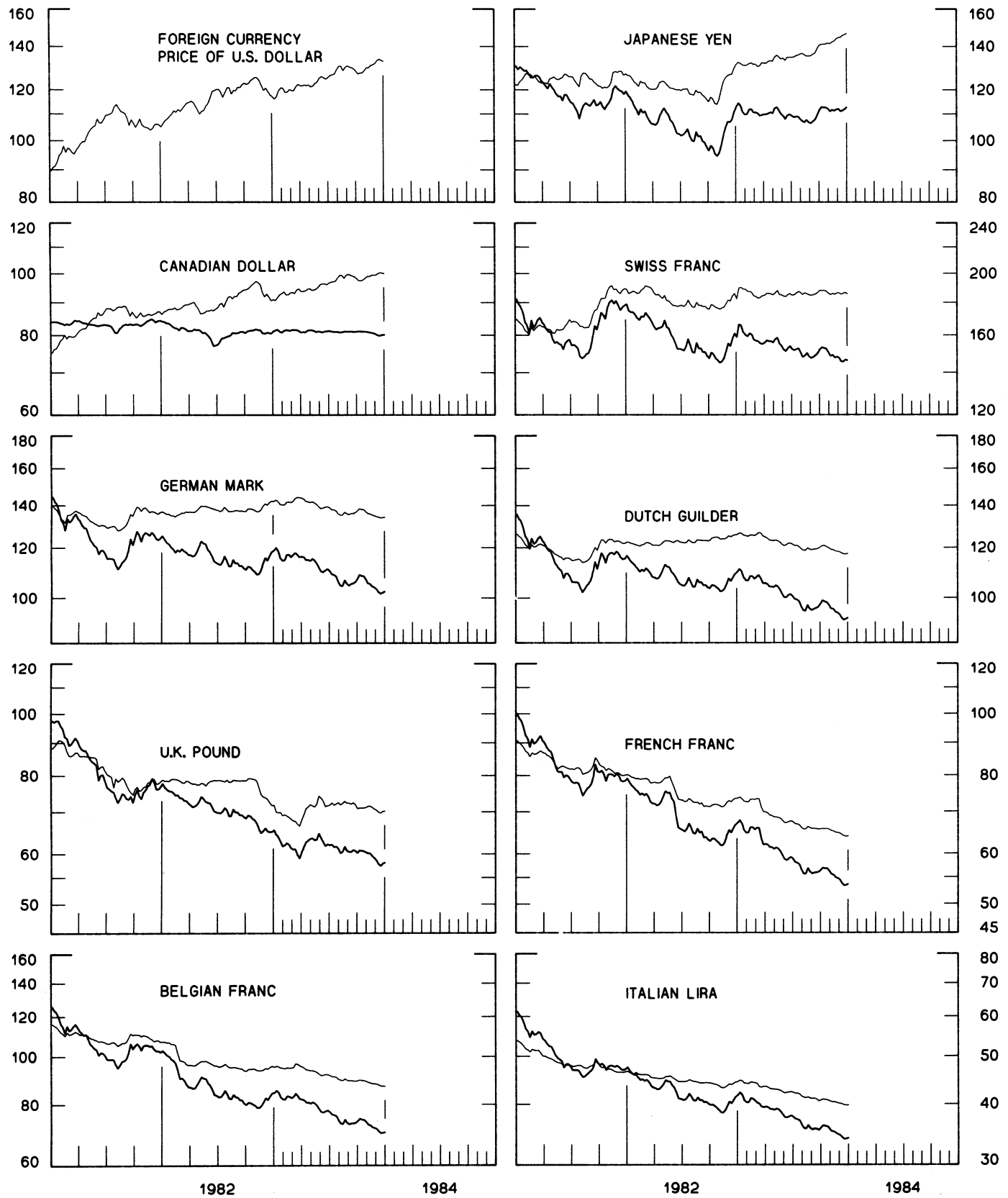


CHART 2  
**3-MONTH FORWARD EXCHANGE RATES**

PREMIUM (+) OR (-)  
 AVERAGES FOR WEEK ENDING WEDNESDAY

PERCENT PER ANNUM

PERCENT PER ANNUM

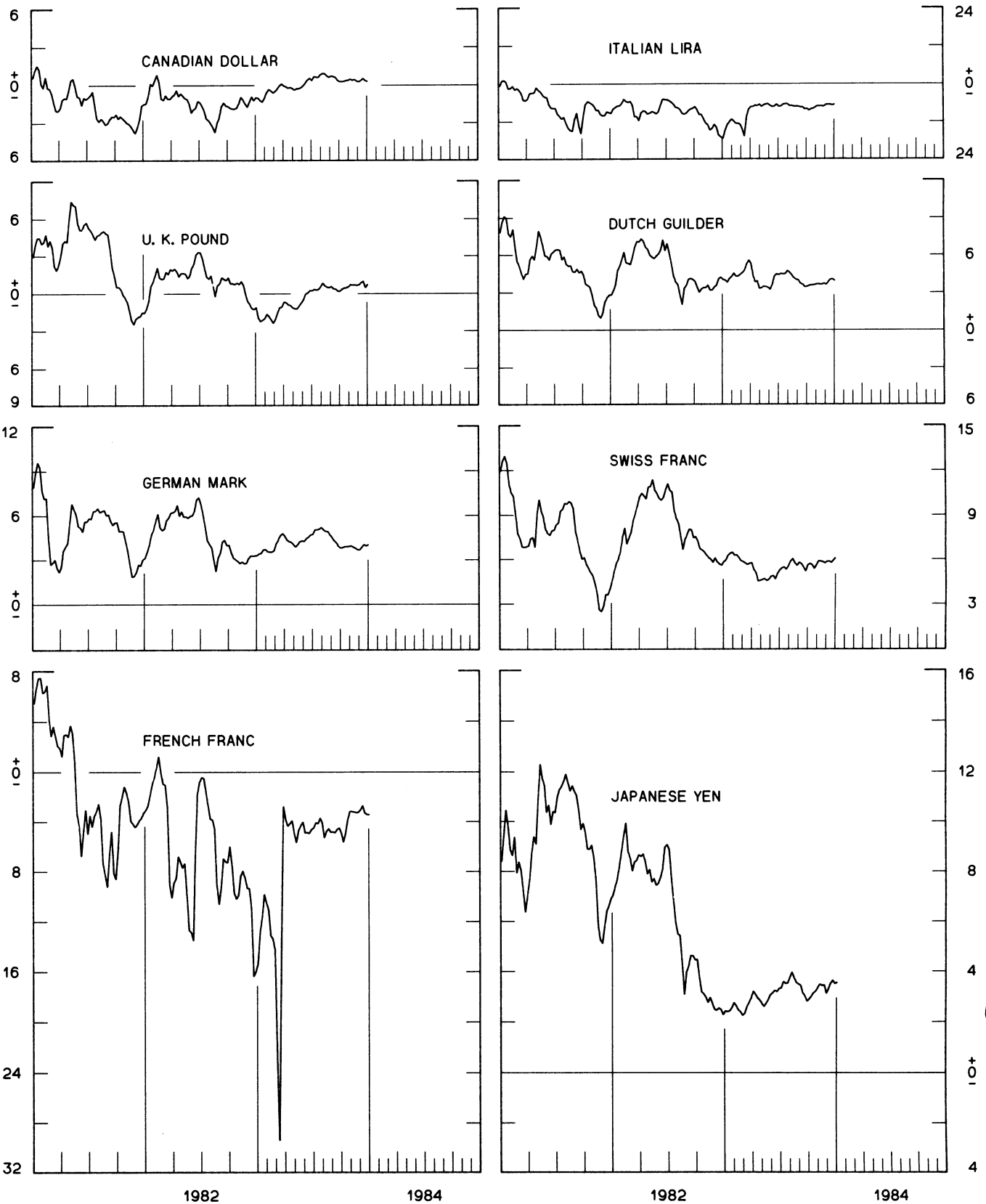
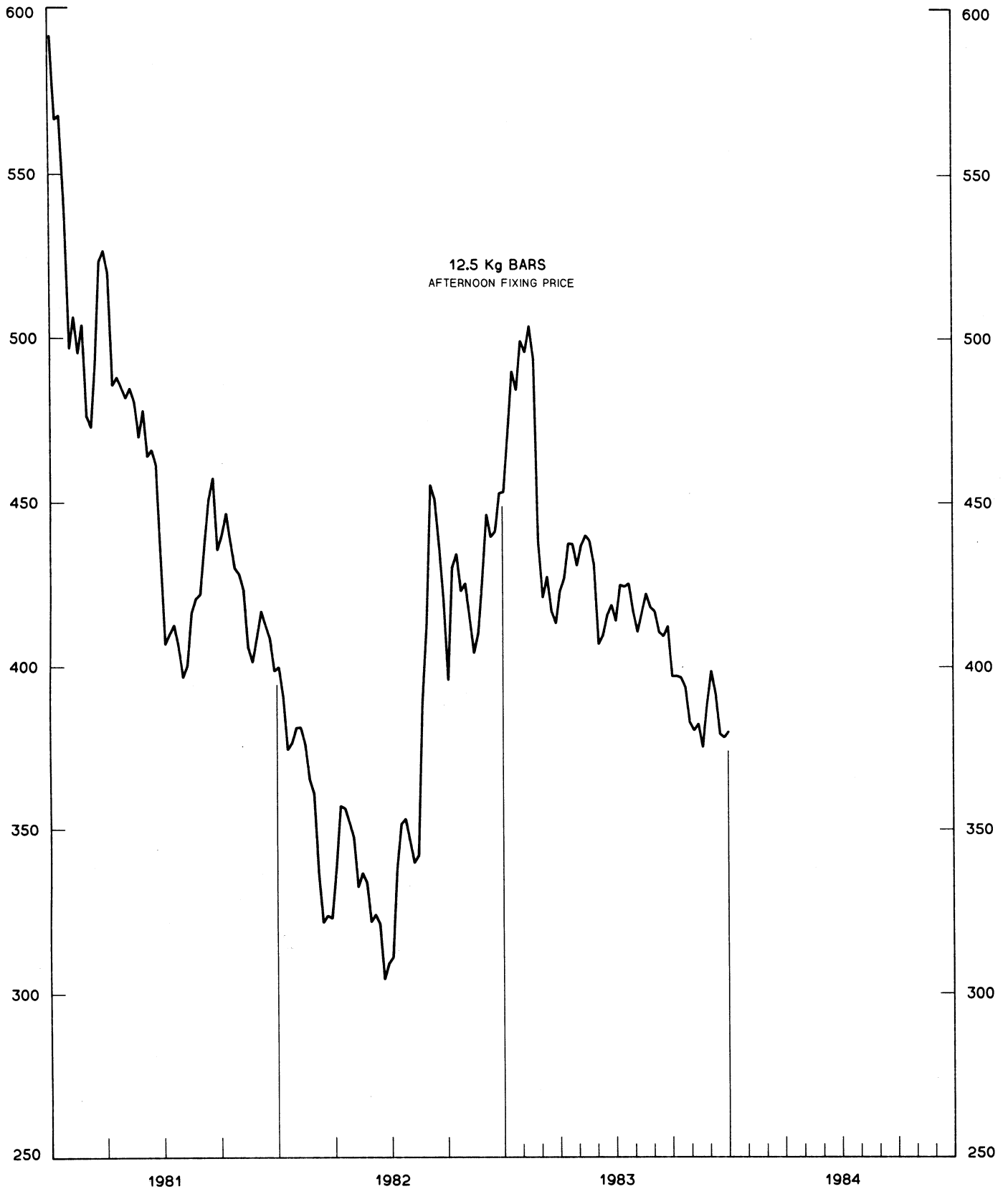


CHART 3  
PRICE OF GOLD IN LONDON  
AVERAGES FOR WEEK ENDING WEDNESDAY

U.S. DOLLARS PER FINE OUNCE



U.S. DOLLARS PER FINE OUNCE

CHART 4  
**CALL MONEY RATES**  
 WEEKLY SERIES

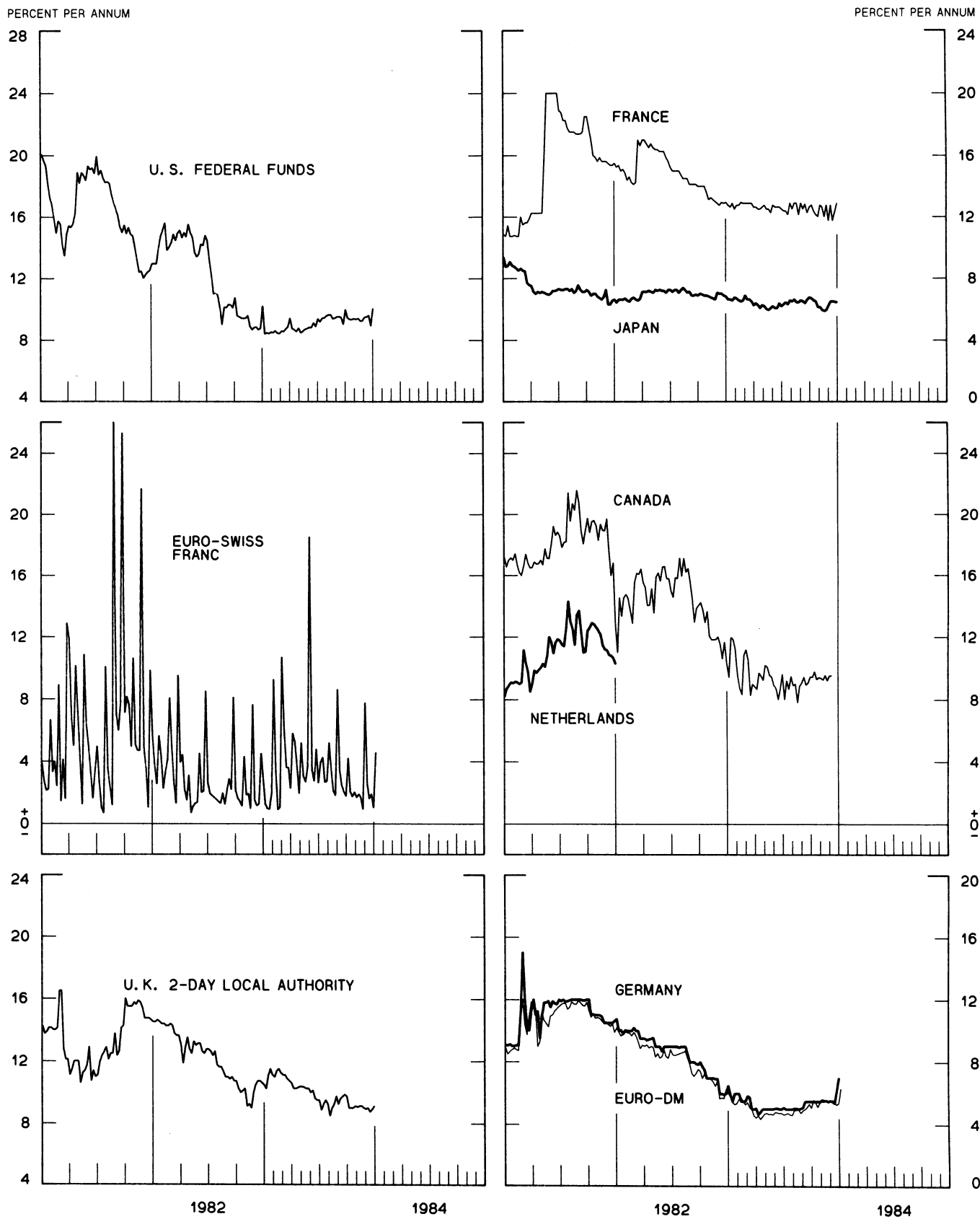


CHART 5  
**3-MONTH INTEREST RATES**  
 WEEKLY SERIES

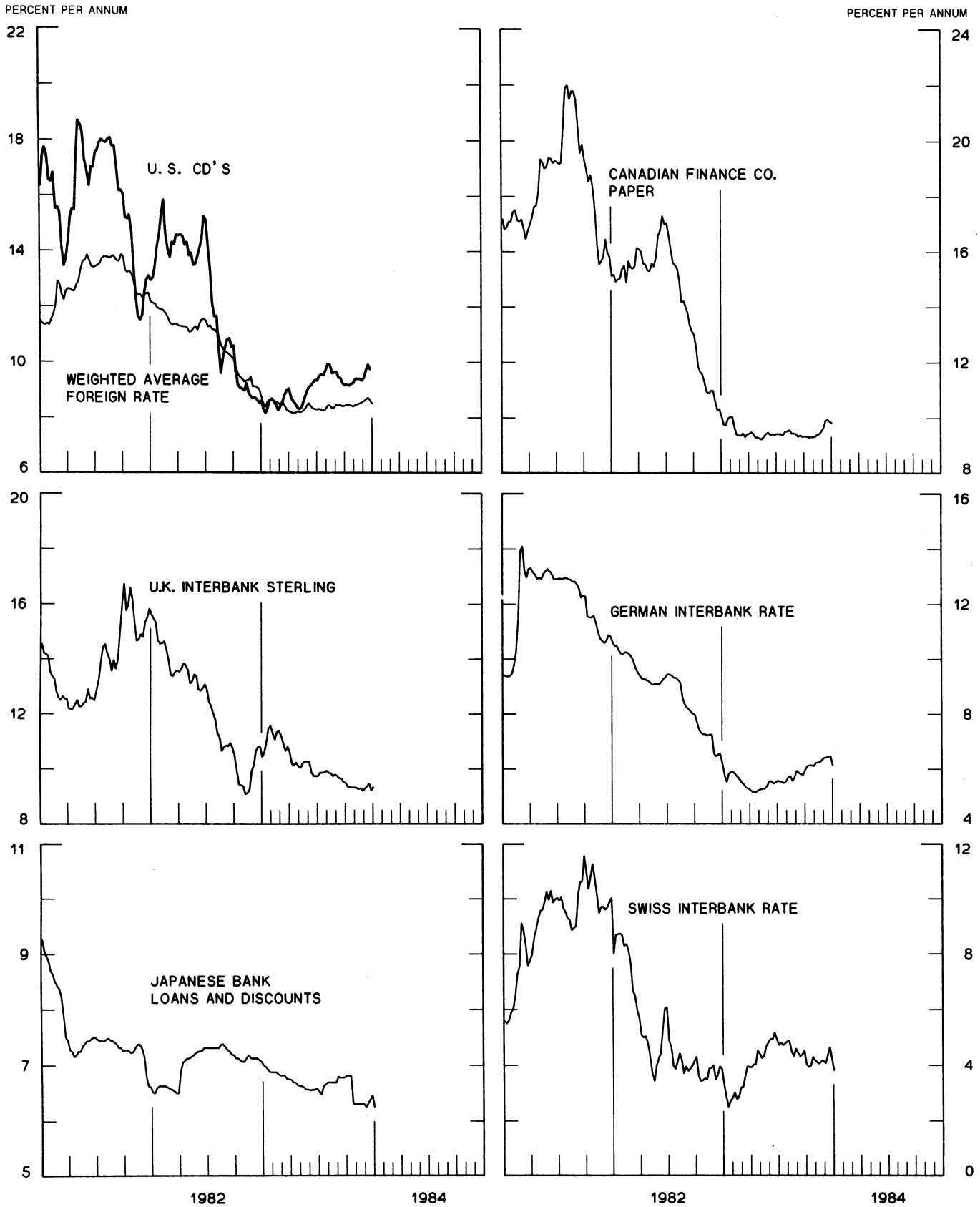
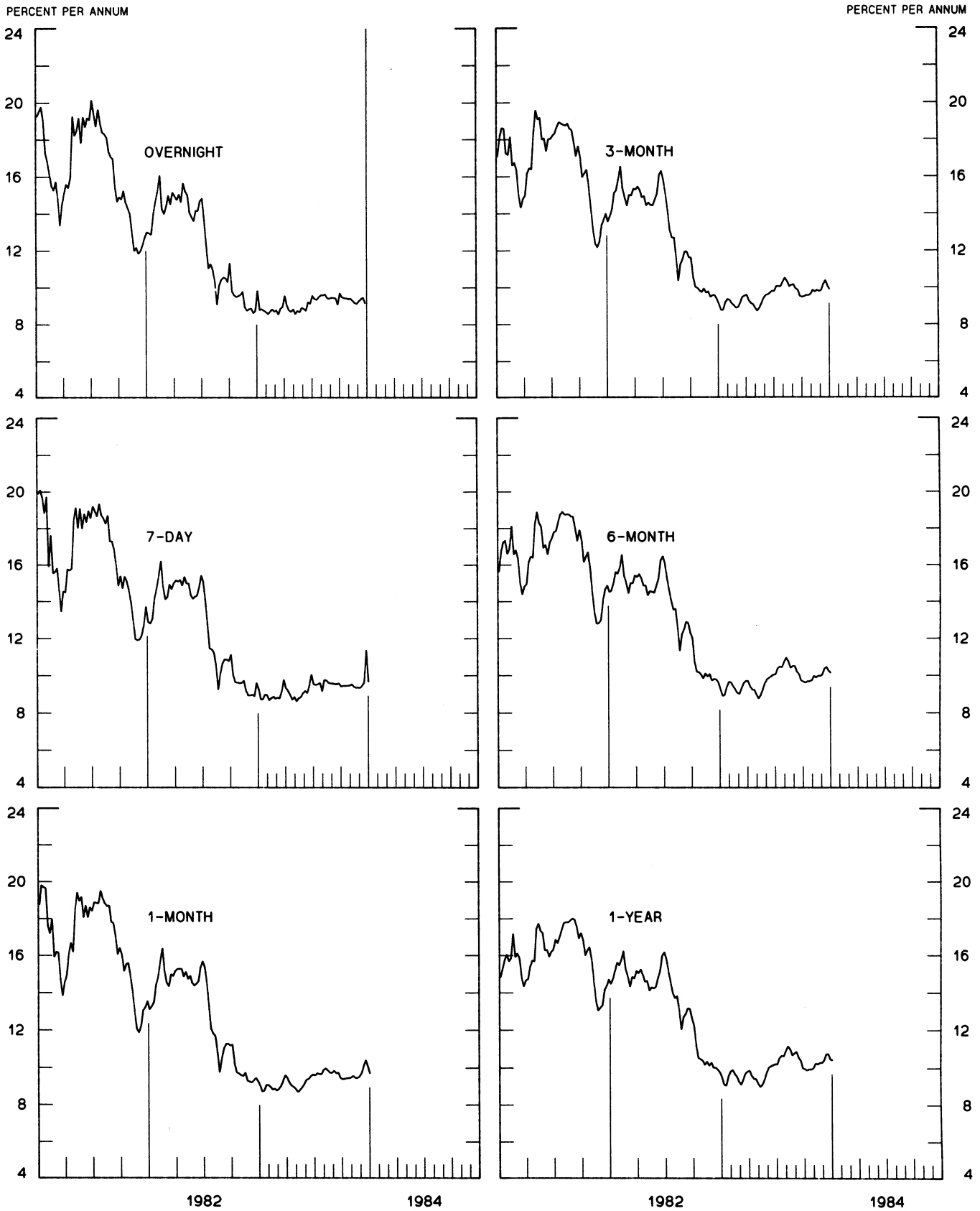


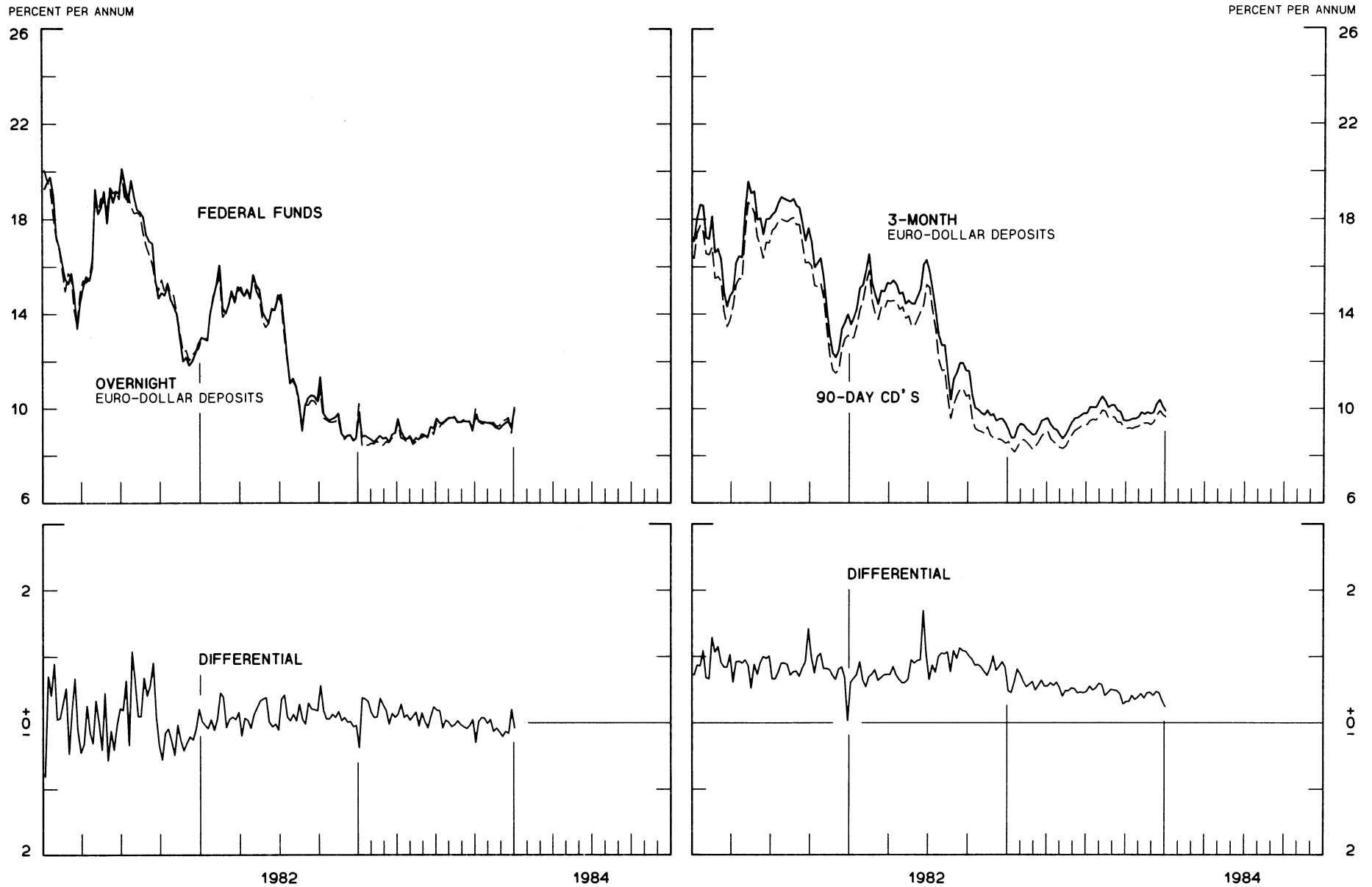
CHART 6  
 EURO-DOLLAR DEPOSIT RATES LONDON  
 AVERAGES FOR WEEK ENDING WEDNESDAY





# SELECTED EURO-DOLLAR AND U. S. MONEY MARKET RATES

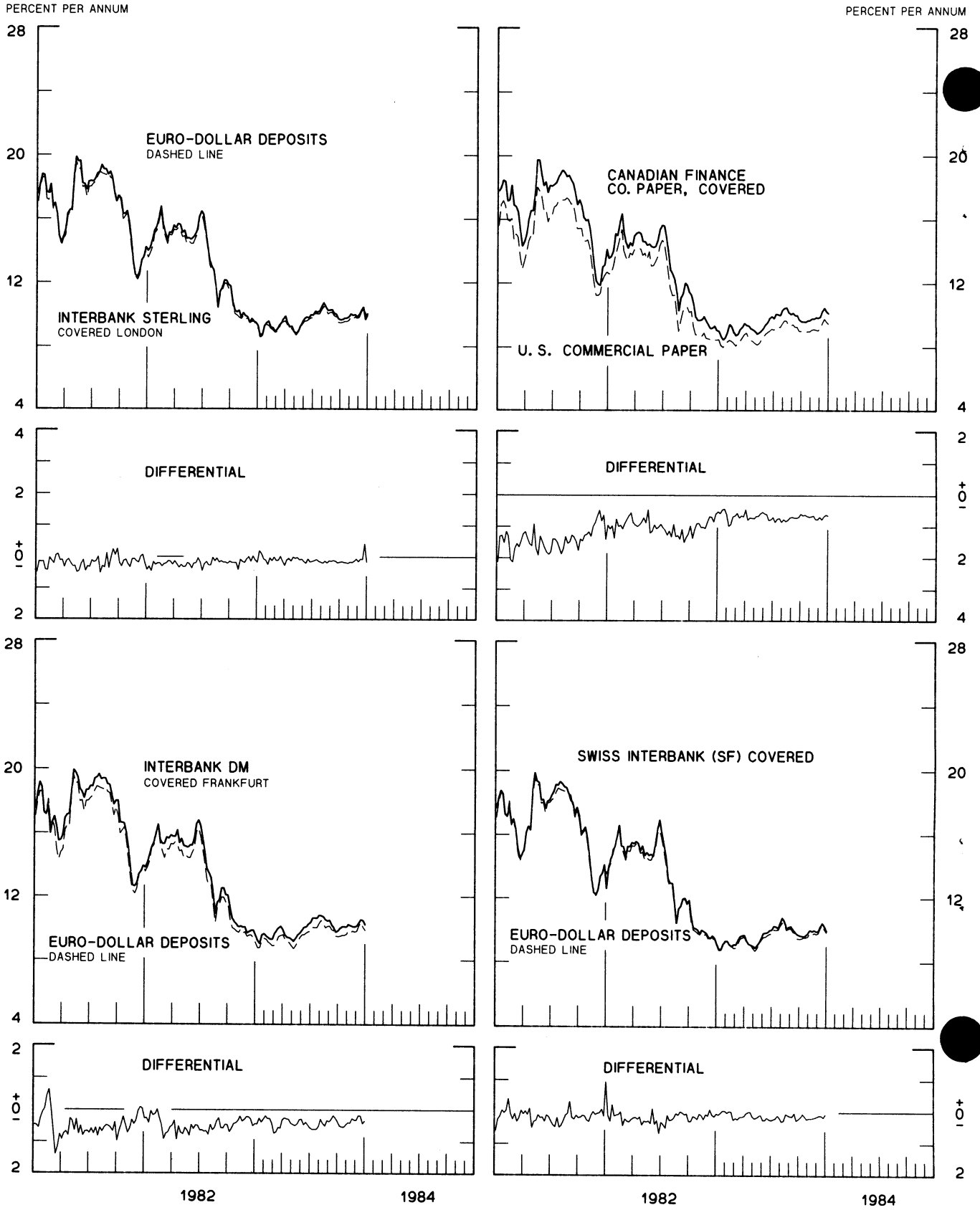
DIFFERENTIAL: PLUS(+), FAVORS BORROWING IN U. S.  
AVERAGES FOR WEEK ENDING WEDNESDAY



1 PERCENT ON DIFFERENTIAL SCALE = 2 PERCENT ON RATE SCALE

# INTEREST ARBITRAGE: 3-MONTH FUNDS

DIFFERENTIAL: PLUS(+), INDICATES FAVOR DOLLAR ASSETS  
AVERAGES FOR WEEK ENDING WEDNESDAY



1 PERCENT ON DIFFERENTIAL SCALE = 2 PERCENT ON RATE SCALE

CHART 9  
**LONG-TERM GOVERNMENT BOND YIELDS**  
 WEEKLY SERIES

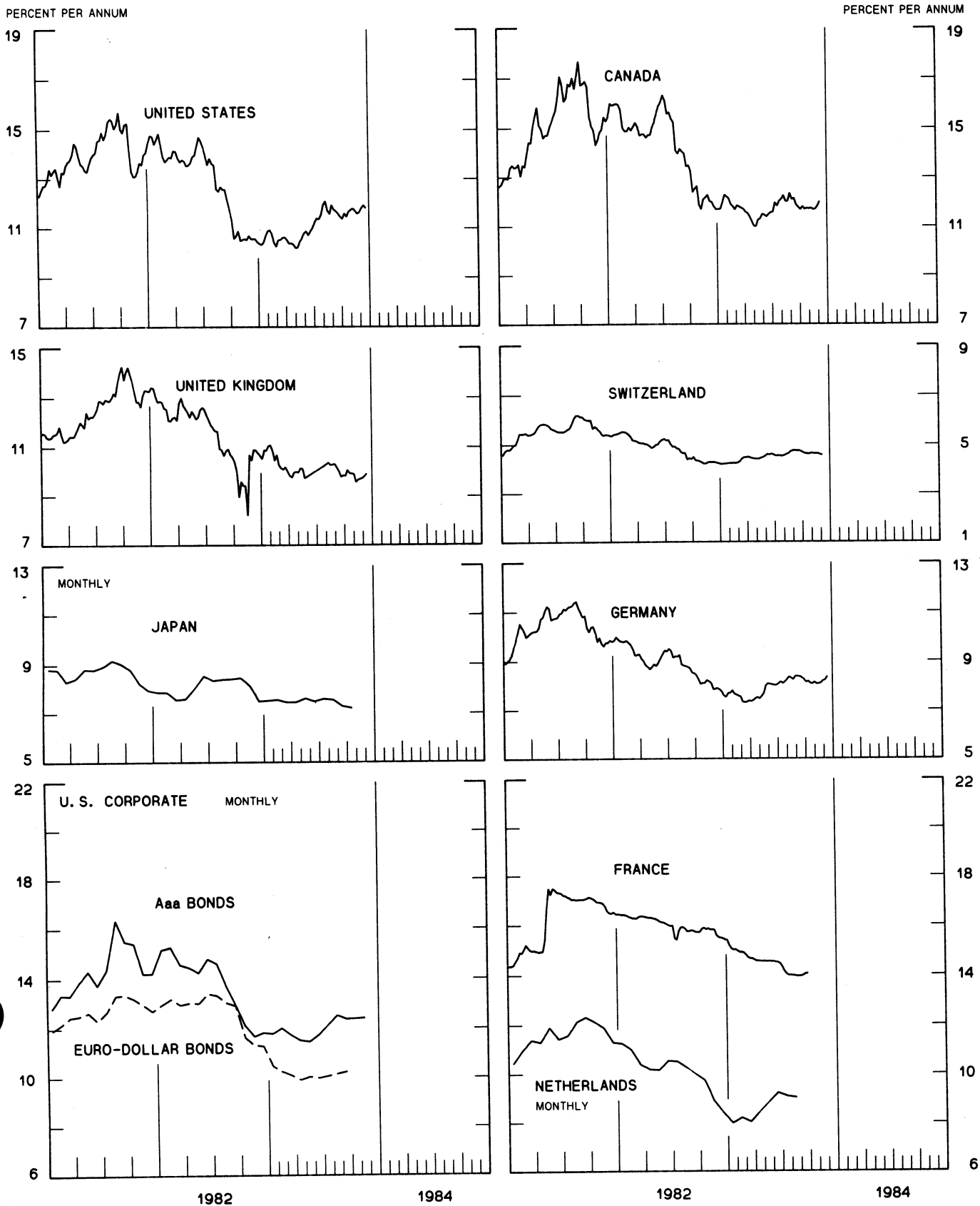
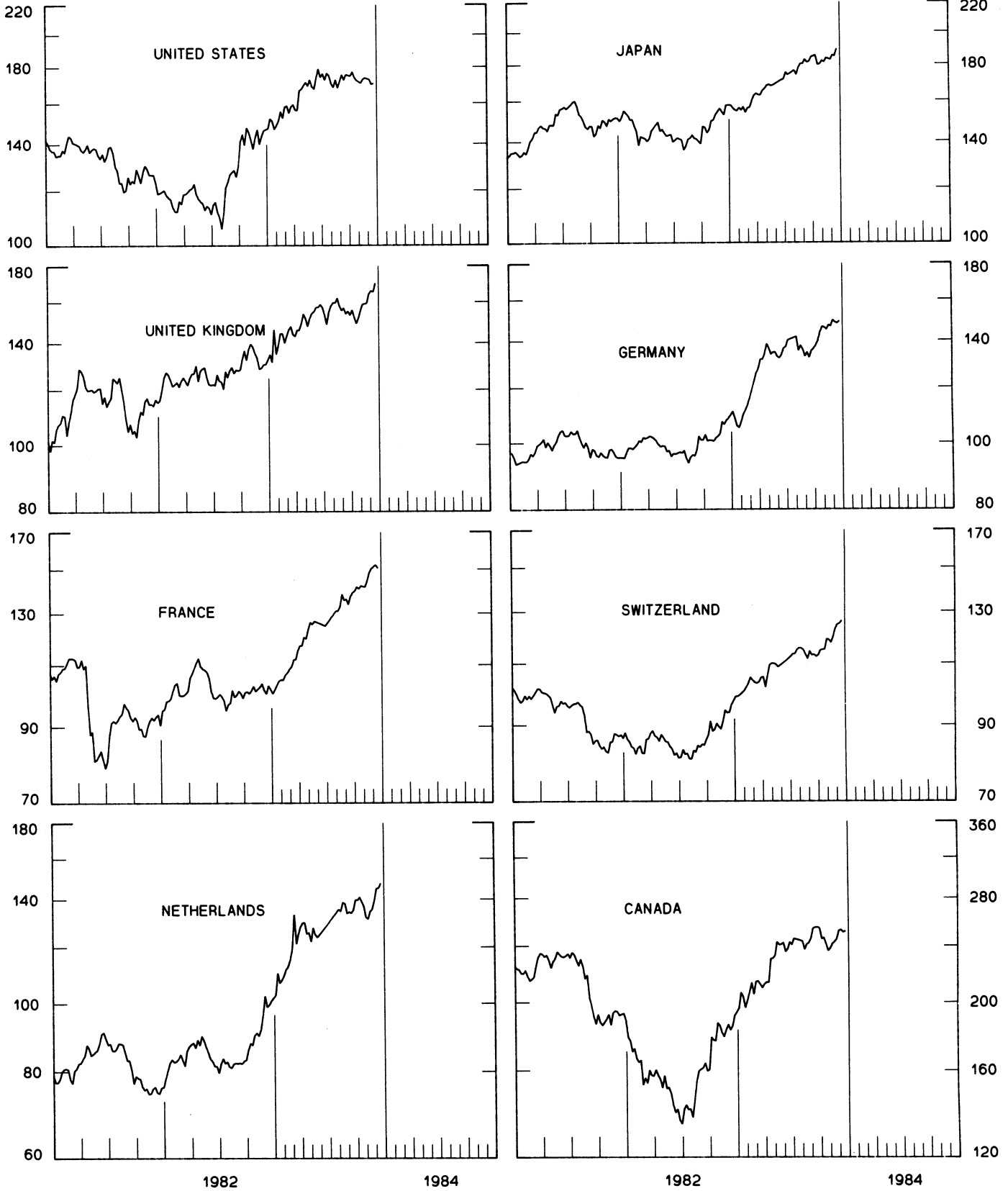


CHART 10  
INDUSTRIAL STOCK INDICES  
WEEKLY SERIES

RATIO SCALE  
1969=100

RATIO SCALE  
1969=100



SERIES NAME

LAST VALUE PLOTTED  
DATE VALUE

CHART 1. SPOT EXCHANGE RATES AND INDICES

WEEKLY AVERAGES, NCON BUYING RATES (U.S. CENTS)

GERMAN MARK	JAN. 4	36.36
JAPANESE YEN	JAN. 4	0.43022
DUTCH GUILDER	JAN. 4	32.38
U.K. POUND	JAN. 4	143.62
CANADIAN DOLLAR	JAN. 4	80.25
FRENCH FRANC	JAN. 4	11.90
SWISS FRANC	JAN. 4	45.39
BELGIAN FRANC	JAN. 4	1.78059
ITALIAN LIRA	JAN. 4	0.05987

INDICES, MARCH 1973 BASE RATES = 100

GERMAN MARK	JAN. 4	102.28
JAPANESE YEN	JAN. 4	112.64
DUTCH GUILDER	JAN. 4	92.94
U.K. POUND	JAN. 4	58.09
CANADIAN DOLLAR	JAN. 4	79.98
FRENCH FRANC	JAN. 4	53.60
SWISS FRANC	JAN. 4	146.04
BELGIAN FRANC	JAN. 4	70.16
ITALIAN LIRA	JAN. 4	34.01

WEIGHTED AVERAGE EXCHANGE VALUE INDICES, MAR 1973 = 100  
(G-10 COUNTRIES PLUS SWITZERLAND)

U.S. DOLLAR	JAN. 4	132.78
GERMAN MARK	JAN. 4	134.17
JAPANESE YEN	JAN. 4	146.70
DUTCH GUILDER	JAN. 4	117.40
U.K. POUND	JAN. 4	70.24
CANADIAN DOLLAR	JAN. 4	99.98
FRENCH FRANC	JAN. 4	63.99
SWISS FRANC	JAN. 4	185.74
BELGIAN FRANC	JAN. 4	87.10
ITALIAN LIRA	JAN. 4	39.82
SWEDISH KRONA	JAN. 4	67.75

CHART 2. 3-MONTH FORWARD EXCHANGE RATES, PREMIUM OR DISCOUNT

CANADIAN DOLLAR	JAN. 4	0.29
U.K. POUND	JAN. 4	0.71
GERMAN MARK	JAN. 4	4.01
FRENCH FRANC	JAN. 4	-3.44
SWISS FRANC	JAN. 4	6.06
DUTCH GUILDER	JAN. 4	3.91
JAPANESE YEN	JAN. 4	3.55
ITALIAN LIRA	JAN. 4	-6.72

SERIES NAME

LAST VALUE PLOTTED  
DATE VALUE

CHART 3. GOLD PRICE IN LONDON, AFTERNOON FIXING

U.S. DOLLARS PER FINE OUNCE

JAN. 4 380.22

CHART 4. CALL MONEY RATES

U.S. FEDERAL FUNDS  
OVERNIGHT EURC-DOLLAR DEPCSITS  
U.K.  
CANADA  
GERMANY  
EURO-DM  
JAPAN  
FRANCE  
NETHERLANDS  
EURO-SWISS FRANC

JAN. 4 10.06  
JAN. 4 9.98  
DEC. 30 9.13  
DEC. 9 9.55  
DEC. 30 7.00  
JAN. 6 6.34  
DEC. 30 6.44  
DEC. 30 12.88  
JAN. 1 10.30  
JAN. 6 4.56

CHART 5. 3-MONTH INTEREST RATES

U.S. 90-DAY CD'S, SECONDARY MARKET  
GERMAN INTERBANK LOAN  
JAPANESE BANK LOANS & DISCOUNTS  
CANADIAN FINANCE PAPER  
INTERBANK STERLING  
SWISS INTERBANK LOAN  
WEIGHTED AVERAGE FOREIGN INTEREST RATE  
(G-10 COUNTRIES PLUS SWITZERLAND)

JAN. 4 9.64  
JAN. 4 6.14  
JAN. 4 6.25  
JAN. 4 9.82  
JAN. 4 9.33  
JAN. 4 3.81  
JAN. 4 8.50

CHART 6. EURC-DOLLAR DEPOSIT RATES: LONDON

OVERNIGHT  
7-DAY  
1-MONTH  
3-MONTH  
6-MONTH  
1-YEAR

JAN. 4 9.98  
JAN. 4 9.66  
JAN. 4 9.69  
JAN. 4 9.88  
JAN. 4 10.13  
JAN. 4 10.42

CHART 7. SELECTED EURO-DOLLAR AND U.S. MONEY MARKET RATES

OVERNIGHT EURO-DOLLAR DEPCSITS  
U.S. FEDERAL FUNDS  
DIFFERENTIAL ADJ. FOR RESERVE REQUIREMENTS  
  
3-MONTH EURO-DOLLAR DEPOSIT RATE  
U.S. 90-DAY CD'S, SECONDARY MARKET  
DIFFERENTIAL

JAN. 4 9.98  
JAN. 4 10.06  
JAN. 4 -0.08  
  
JAN. 4 9.88  
JAN. 4 9.64  
JAN. 4 0.24

SERIES NAME	LAST VALUE PLOTTED	
	DATE	VALUE
<b>CHART 8. INTEREST ARBITRAGE, 3-MONTH FUNDS</b>		
EURO-DOLLAR DEPCISIT	JAN. 4	9.88
INTERBANK STERLING (LONDON), COVERED	JAN. 4	10.06
DIFFERENTIAL	JAN. 4	-0.18
U.S. COMMERCIAL PAPER	JAN. 4	9.47
CANADIAN FINANCE PAPER, COVERED	JAN. 4	10.12
DIFFERENTIAL	JAN. 4	-0.65
EURO-DOLLAR DEPCISIT	JAN. 4	9.88
INTERBANK DM (FRANKFURT), COVERED	JAN. 4	10.21
DIFFERENTIAL	JAN. 4	-0.33
EURO-DOLLAR DEPCISIT	JAN. 4	9.88
SWISS INTERBANK, COVERED	JAN. 4	9.93
DIFFERENTIAL	JAN. 4	-0.06

**CHART 9. LONG TERM GOVERNMENT BOND YIELDS**

UNITED STATES	JAN. 6	11.79
GERMANY	DEC. 16	8.36
JAPAN (MONTHLY)	OCT.	7.22
SWITZERLAND	DEC. 23	4.57
CANADA	DEC. 9	12.00
FRANCE	SEPT. 30	14.05
NETHERLANDS (MONTHLY)	AUG.	9.03
UNITED KINGDOM	JAN. 6	9.72
<b>U.S. CORPORATE</b>		
AAA BONDS	DEC.	12.57
EURO-DOLLAR BONDS	SEPT.	10.23

**CHART 10. STOCK INDICES**

UNITED STATES	DEC. 28	172.64
UNITED KINGDOM	DEC. 28	170.52
CANADA	DEC. 28	251.82
GERMANY	DEC. 28	151.21
SWITZERLAND	DEC. 28	128.85
NETHERLANDS	DEC. 28	153.37
FRANCE	DEC. 28	156.47
JAPAN	DEC. 28	194.04

# FEDERAL RESERVE statistical release



H. 10 (512)

## FOREIGN EXCHANGE RATES

JANUARY 11, 1984

FOR THE WEEK ENDING JANUARY 6, 1984

The Board of Governors of the Federal Reserve System is advised that the Federal Reserve Bank of New York has certified for customs purposes the following noon buying rate in New York City for cable transfers payable in foreign currencies:

COUNTRY	MONETARY UNIT	(CURRENCY UNITS PER DOLLAR)				
		JAN. 2	JAN. 3	JAN. 4	JAN. 5	JAN. 6
ARGENTINA	PESO		19.85	23.55	23.55	23.83
*AUSTRALIA	DOLLAR		89.75	89.75	89.95	90.95
AUSTRIA	SCHILLING		19.473	19.628	19.740	19.813
BELGIUM	FRANC		56.340	56.860	57.020	57.200
BRAZIL	CRUZEIRO		984.00	984.00	984.00	984.00
CANADA	DOLLAR		1.2461	1.2490	1.2496	1.2497
CHILE	PESO		87.700	87.700	87.700	88.500
CHINA, P.-R.	YUAN		1.9859	2.0057	2.0157	2.0259
COLOMBIA	PESO		88.870	88.870	88.870	89.320
DENMARK	KRONE		9.9850	10.0800	10.1225	10.1550
FINLAND	MARKKA		5.8530	5.9215	5.9260	5.9380
FRANCE	FRANC		8.4450	8.5100	8.5350	8.5740
GERMANY	D. MARK	H	2.7605	2.7880	2.7980	2.8107
GREECE	DRACHMA		99.800	101.250	101.400	101.700
HONG KONG	DOLLAR		7.7990	7.8080	7.7920	7.8010
INDIA	RUPEE	O	10.5700	10.6300	10.6900	10.7400
INDONESIA	RUPIAH		996.00	996.00	996.00	997.00
*IRELAND	POUND		112.12	111.20	110.80	110.48
ISRAEL	SHEKEL	L	110.250	110.250	110.250	112.050
ITALY	LIRA		1675.00	1688.00	1693.50	1700.00
JAPAN	YEN		232.45	233.42	232.70	232.70
MALAYSIA	DOLLAR	I	2.3370	2.3420	2.3425	2.3420
MEXICO	PESO		170.5000	169.7500	167.7500	167.0000
NETHERLANDS	GUILDER		3.1000	3.1275	3.1380	3.1500
*NEW ZEALAND	DOLLAR	D	65.100	64.850	64.900	64.940
NORWAY	KRONE		7.8020	7.8475	7.8500	7.8775
PERU	SOL		2276.83	2276.83	2276.83	2298.74
PHILIPPINES	PESO	A	14.0500	14.0500	14.0500	14.0500
PORTUGAL	ESCUDO		133.350	135.400	135.500	136.250
SINGAPORE	DOLLAR		2.1260	2.1320	2.1325	2.1310
*SOUTH AFRICA	RAND	Y	81.30	80.55	80.55	79.50
SOUTH KOREA	WON		800.15	800.15	800.15	800.15
SPAIN	PESETA		158.160	160.000	159.830	160.040
SRI LANKA	RUPEE		25.020	25.020	25.020	25.180
SWEDEN	KRONA		8.0820	8.1600	8.1610	8.1750
SWITZERLAND	FRANC		2.2165	2.2330	2.2315	2.2383
TAIWAN	DOLLAR		40.200	40.200	40.200	40.200
THAILAND	BAHT		23.040	23.040	23.040	23.000
*UNITED KINGDOM	POUND		142.87	141.73	141.25	140.70
VENEZUELA	BOLIVAR		12.7500	12.7500	12.7500	13.0000

MEMO:

#UNITED STATES DOLLAR

133.19

134.19

134.44

134.86

#INDEX OF WEIGHTED AVERAGE EXCHANGE VALUE OF U.S. DOLLAR AGAINST CURRENCIES OF OTHER G-10 COUNTRIES PLUS SWITZERLAND. MARCH 1973 = 100. WEIGHTS ARE 1972-76 GLOBAL TRADE OF EACH OF THE 10 COUNTRIES. SERIES REVISED AS OF AUGUST 1978. FOR DESCRIPTION AND BACK DATA, SEE "INDEX OF THE WEIGHTED-AVERAGE EXCHANGE VALUE OF THE U.S. DOLLAR: REVISION" ON PAGE 700 OF THE AUGUST 1978 FEDERAL RESERVE BULLETIN.

\*VALUE IS U.S. CENTS