

5-440

K516/5171

DATA FILE
LIBRARY
FEDERAL RESERVE BANK
OF CHICAGO

LIBRARY
JAN 16 1984
FEDERAL RESERVE
BANK OF CHICAGO

Selected Interest & Exchange Rates

Weekly Series of Charts

January 3, 1984

Prepared by the
FINANCIAL MARKETS
SECTION

DIVISION OF
INTERNATIONAL FINANCE

BOARD OF GOVERNORS
FEDERAL RESERVE SYSTEM
Washington, D.C. 20551

Table of Contents

TABLES

1. LATEST FIGURES PLOTTED
2. DAILY CERTIFIED SPOT EXCHANGE RATES--H.10 RELEASE

CHARTS

1. SPOT EXCHANGE RATE INDICES
2. 3-MONTH FORWARD EXCHANGE RATES
3. GOLD PRICE--LONDON
4. CALL MONEY RATES
5. 3-MONTH INTEREST RATES
6. EURO-DOLLAR DEPOSIT RATES
7. SELECTED EURO-DOLLAR AND U.S. MONEY MARKET RATES
8. INTEREST ARBITRAGE: 3-MONTH FUNDS
9. LONG-TERM GOVERNMENT BOND YIELDS
10. INDUSTRIAL STOCK INDICES

SUBSCRIPTION RATES:

Weekly \$15.00 per year or \$.40 each in the United States, its possessions, Canada, and Mexico; 10 or more of the same issue to one address, \$13.50 per year or \$.35 each. Elsewhere, \$20.00 per year or \$.50 each. Address requests to Publications Services, Division of Administrative Services, and make payment remittance payable to the order of the Board of Governors of the Federal Reserve System in a form collectible at par in U.S. Currency.

SPOT EXCHANGE INDICES

DOLLAR PRICES OF FOREIGN CURRENCIES AND WEIGHTED AVERAGE VALUES (THIN LINE)
AVERAGES FOR WEEK ENDING WEDNESDAY

RATIO SCALE
MARCH 1973=100

RATIO SCALE
MARCH 1973=100

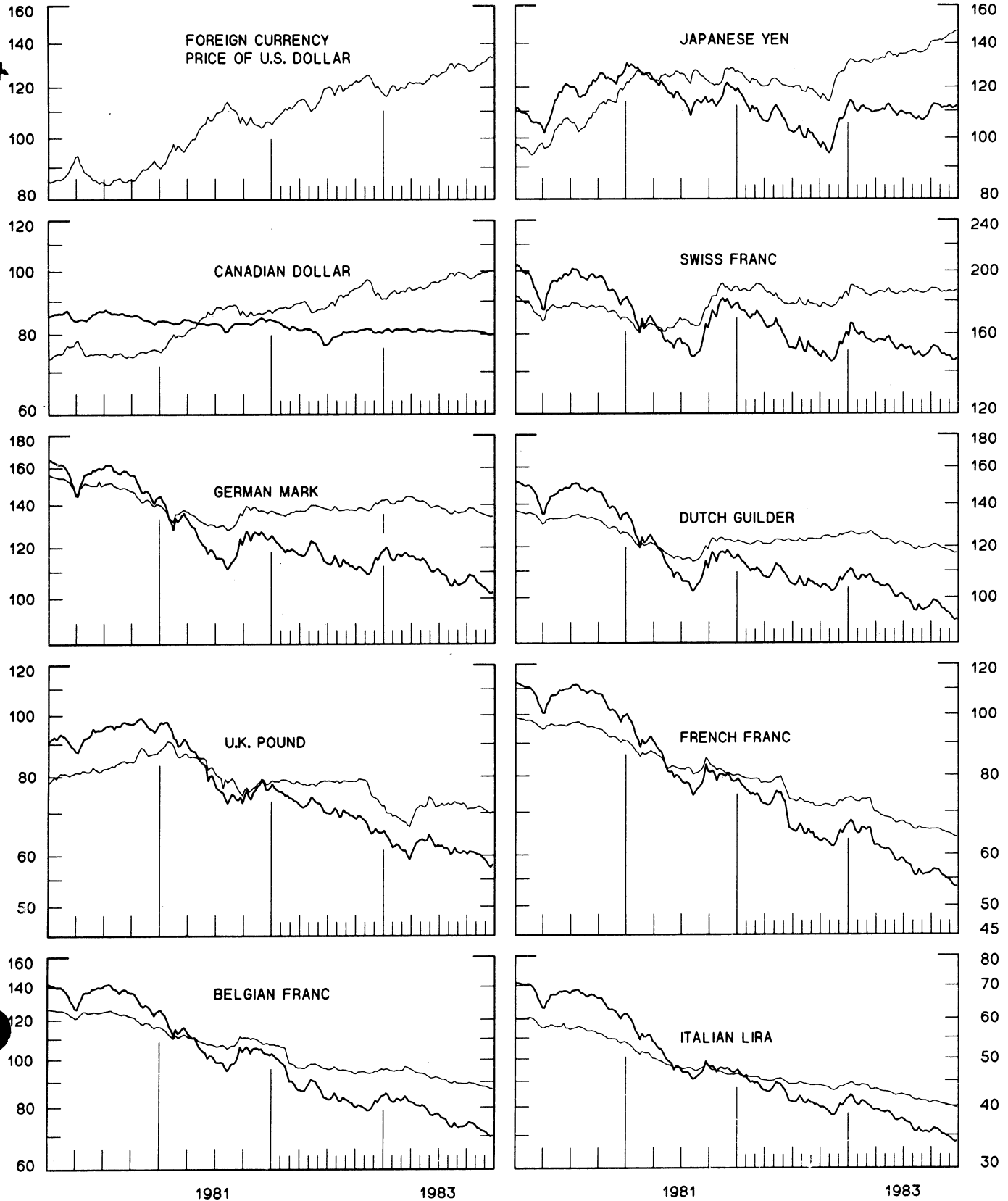


CHART 2
3-MONTH FORWARD EXCHANGE RATES

PREMIUM (+) OR (-)
AVERAGES FOR WEEK ENDING WEDNESDAY

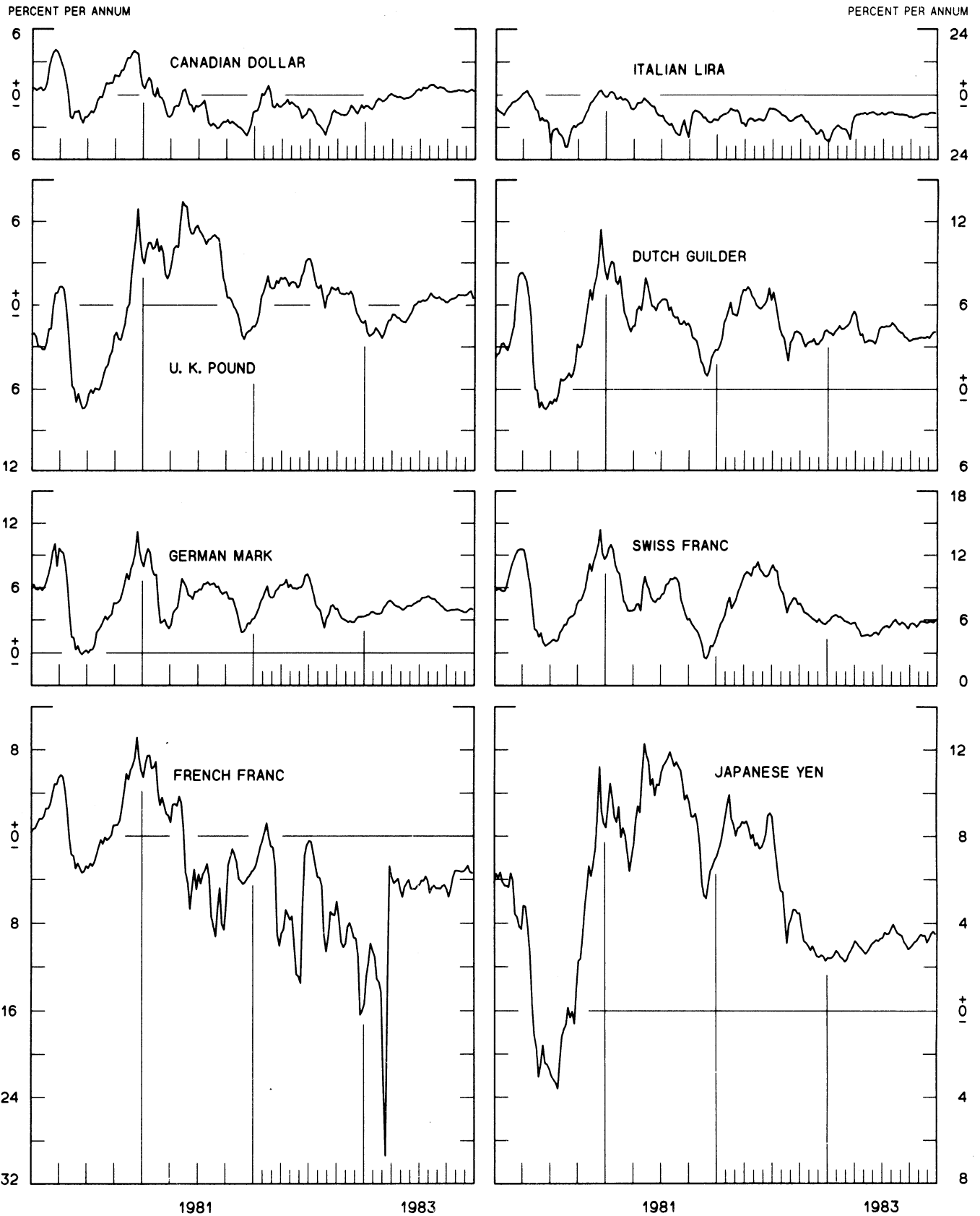


CHART 3
PRICE OF GOLD IN LONDON
AVERAGES FOR WEEK ENDING WEDNESDAY

U.S. DOLLARS PER FINE OUNCE

U.S. DOLLARS PER FINE OUNCE

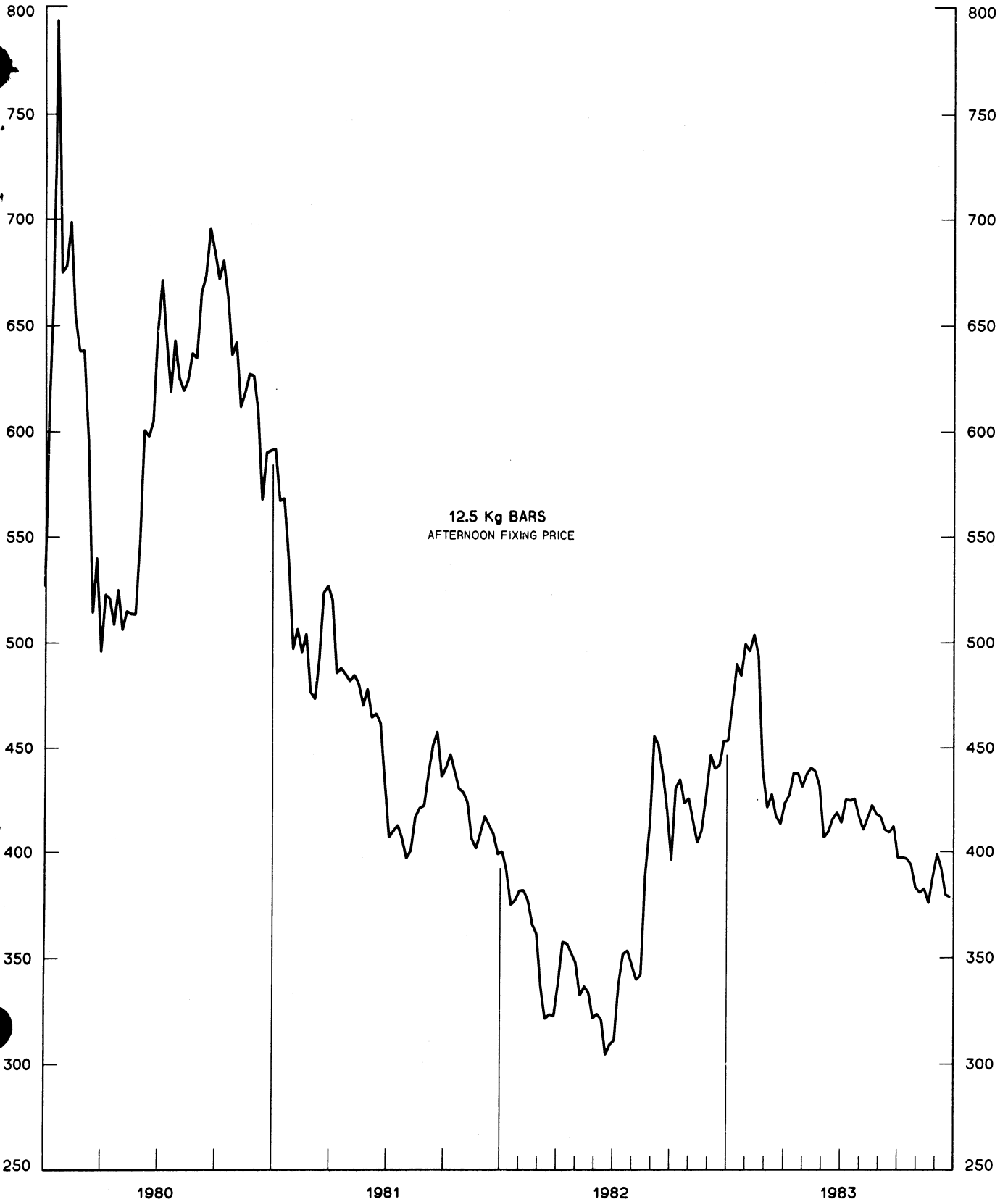
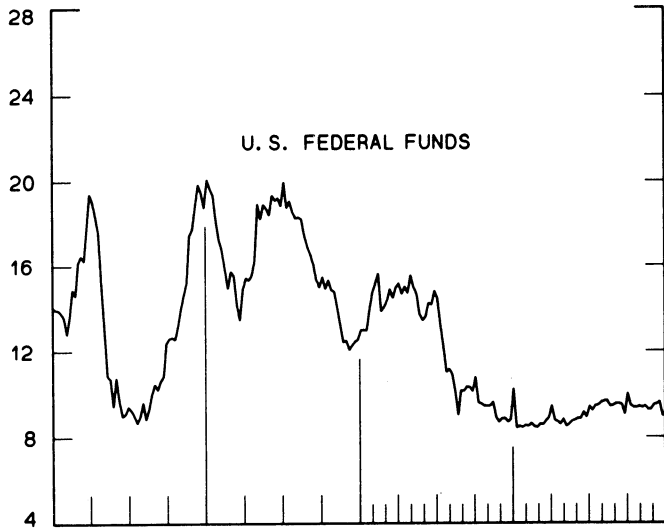


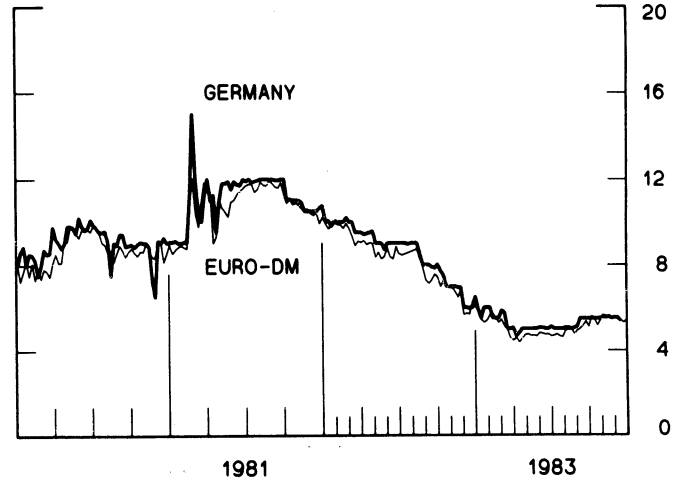
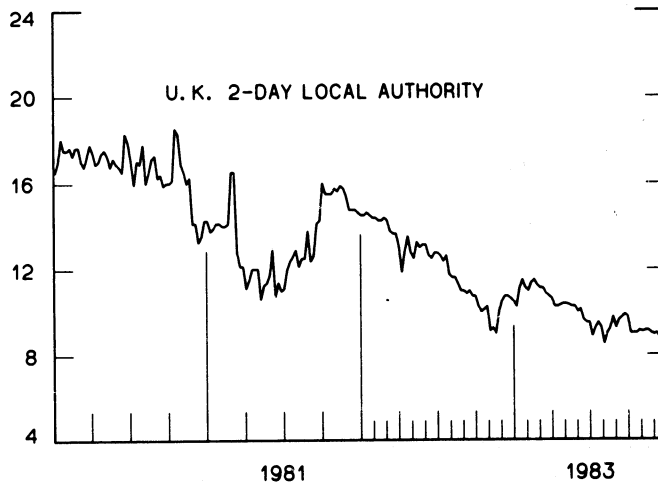
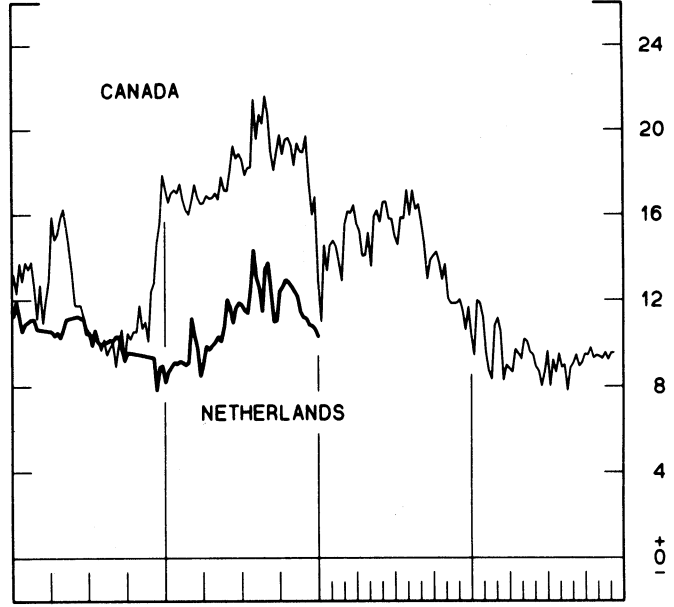
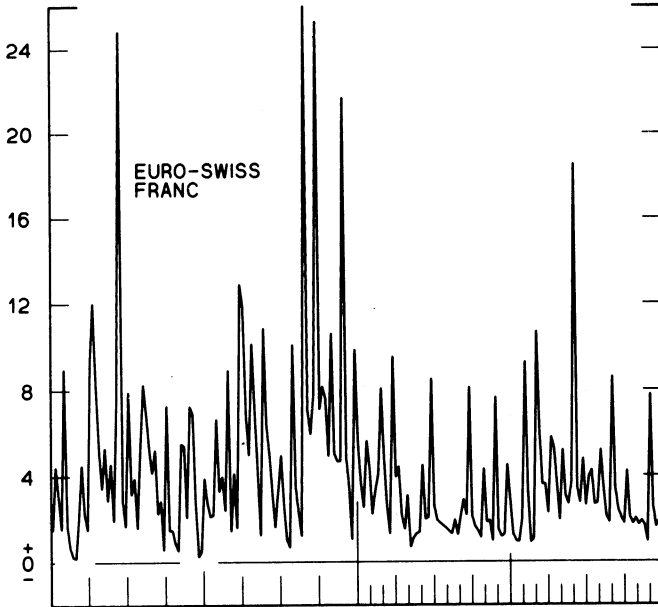
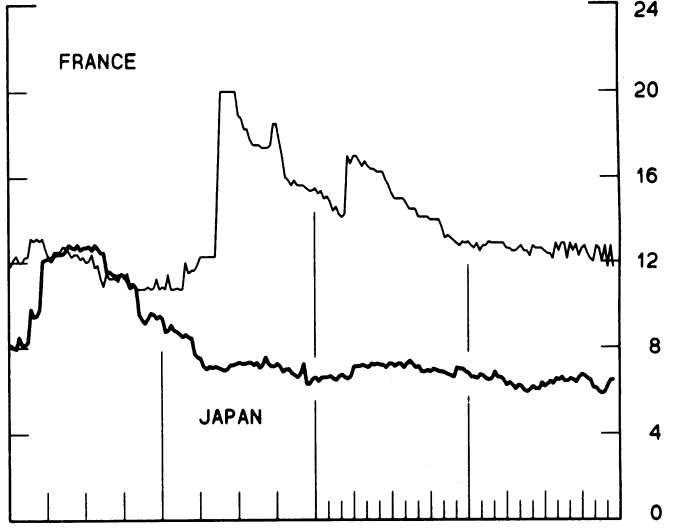
CHART 4
CALL MONEY RATES

WEEKLY SERIES

PERCENT PER ANNUM



PERCENT PER ANNUM



1981

1983

1981

1983

CHART 5
3-MONTH INTEREST RATES
 WEEKLY SERIES

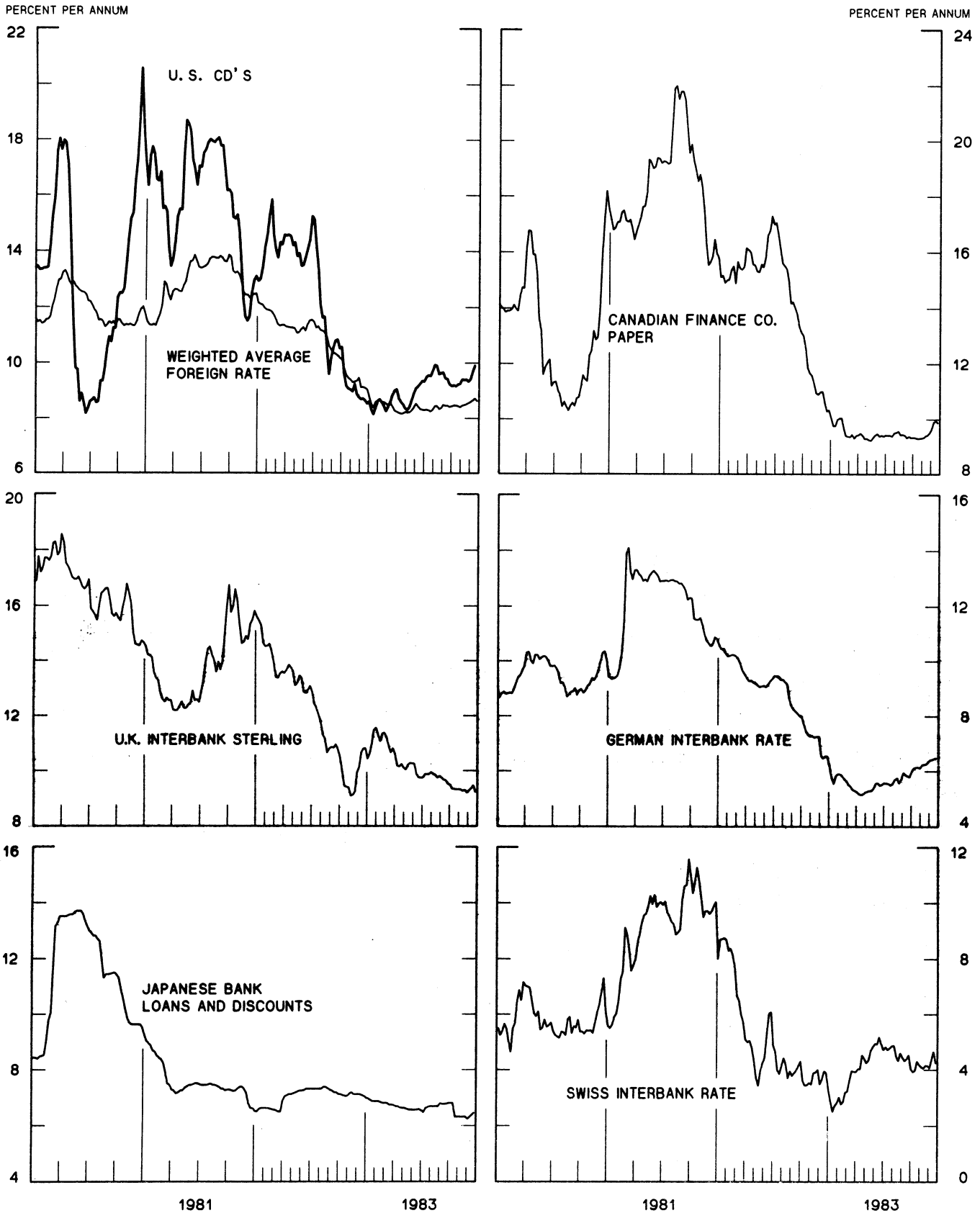
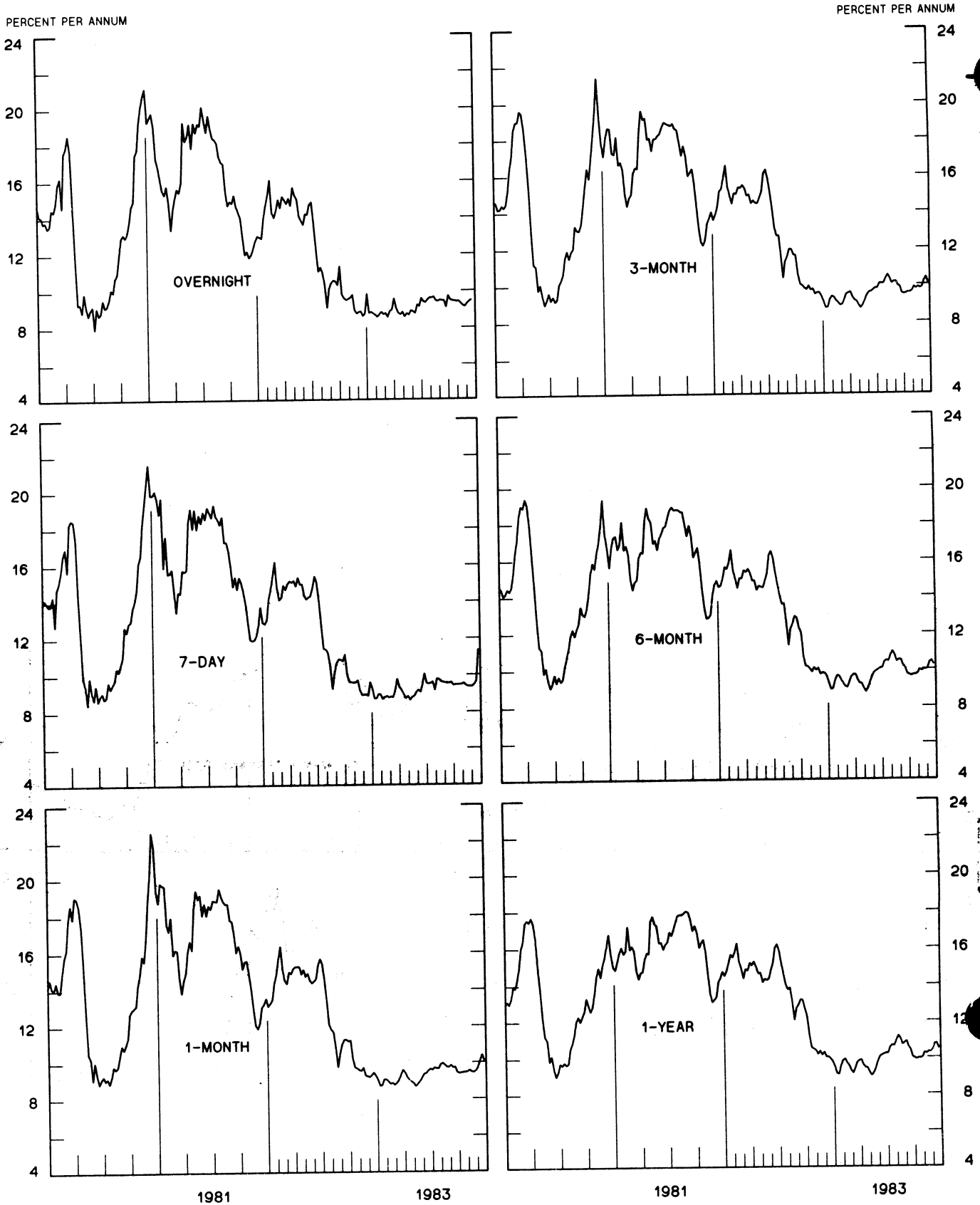
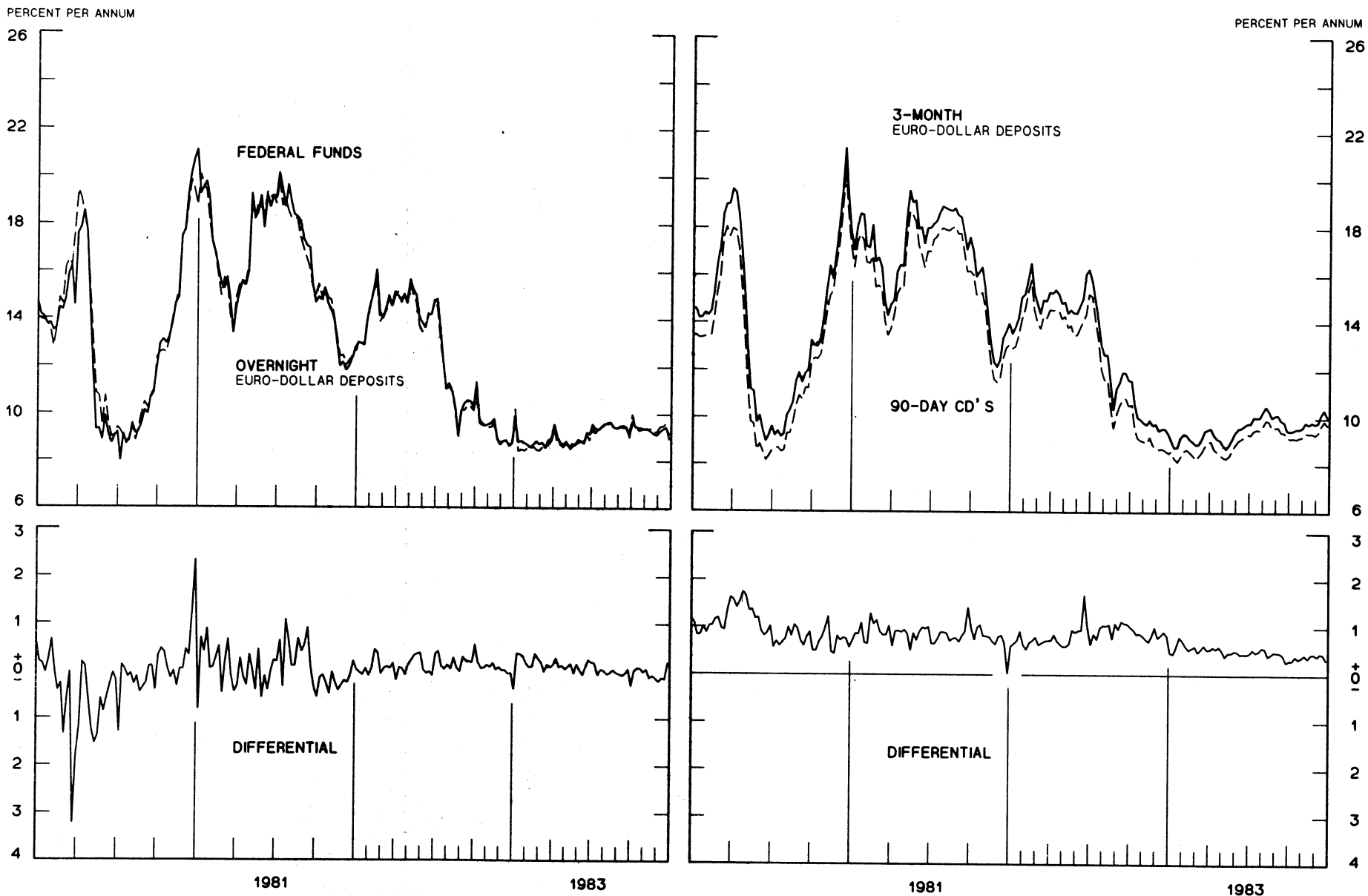


CHART 6
 EURO-DOLLAR DEPOSIT RATES LONDON
 AVERAGES FOR WEEK ENDING WEDNESDAY



SELECTED EURO-DOLLAR AND U. S. MONEY MARKET RATES

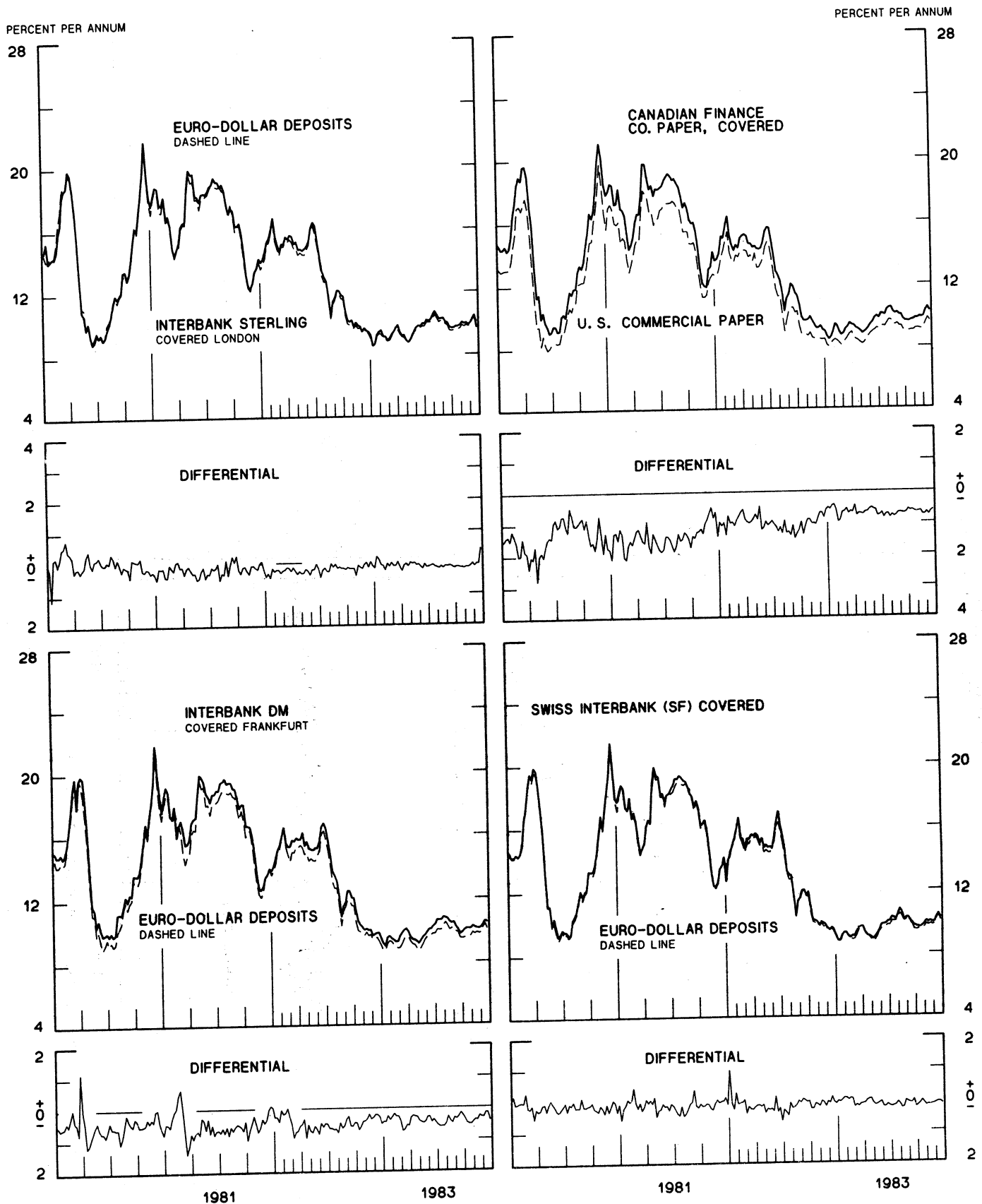
DIFFERENTIAL: PLUS(+), FAVORS BORROWING IN U. S.
AVERAGES FOR WEEK ENDING WEDNESDAY



1 PERCENT ON DIFFERENTIAL SCALE = 2 PERCENT ON RATE SCALE

INTEREST ARBITRAGE: 3-MONTH FUNDS

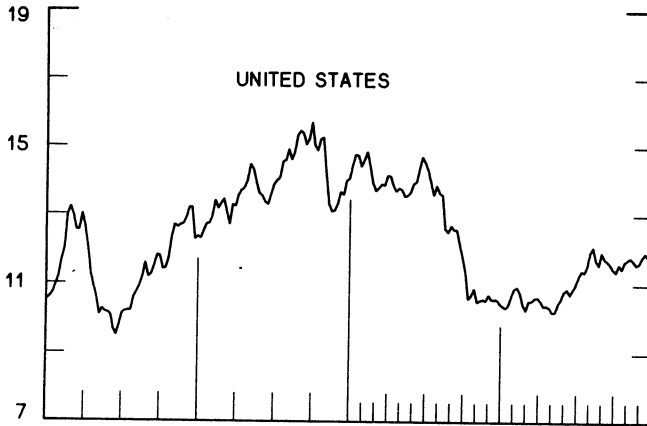
DIFFERENTIAL: PLUS(+), INDICATES FAVOR DOLLAR ASSETS
AVERAGES FOR WEEK ENDING WEDNESDAY



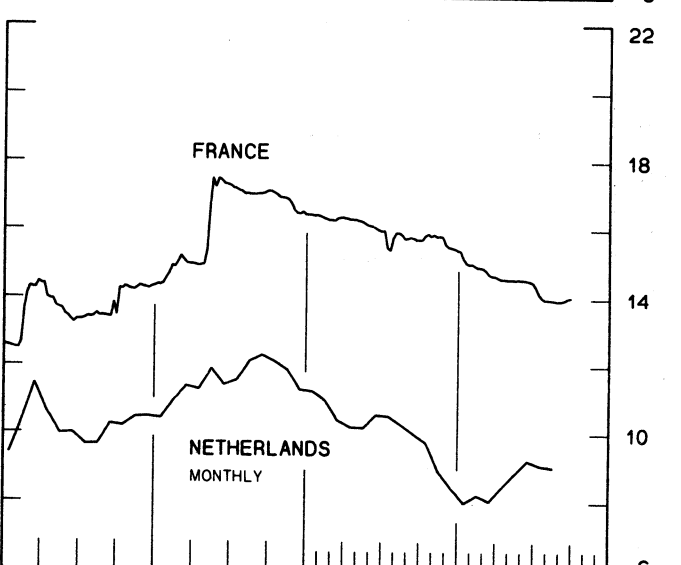
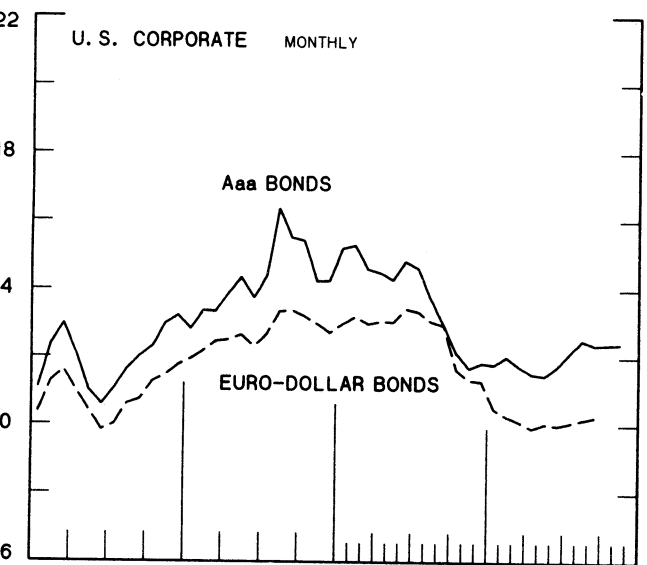
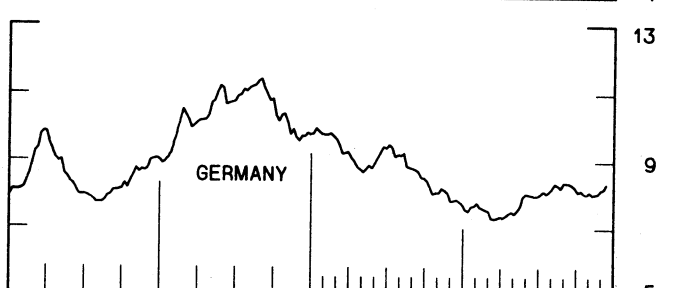
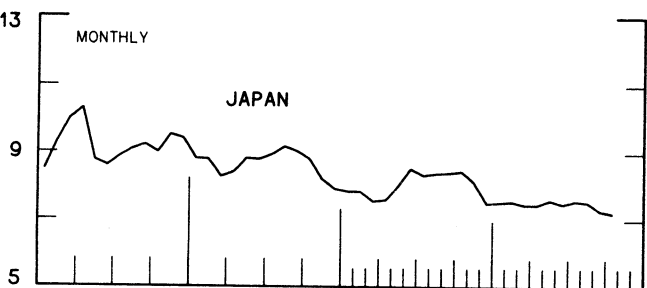
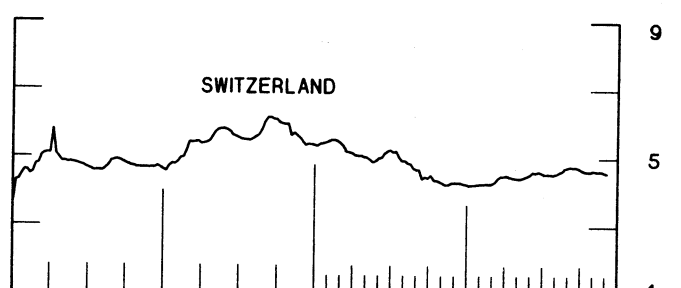
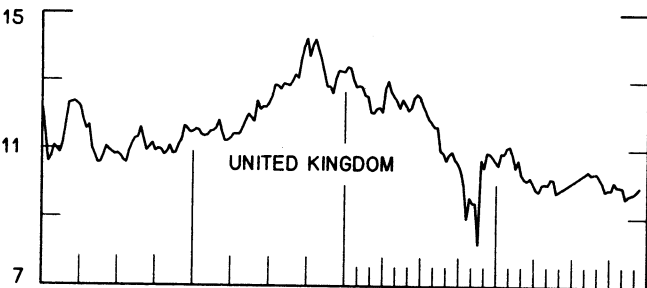
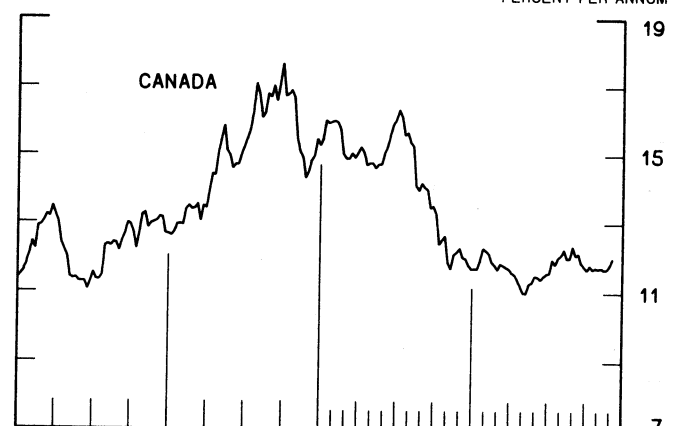
1 PERCENT ON DIFFERENTIAL SCALE = 2 PERCENT ON RATE SCALE

CHART 9
LONG-TERM GOVERNMENT BOND YIELDS
 WEEKLY SERIES

PERCENT PER ANNUM



PERCENT PER ANNUM



1981

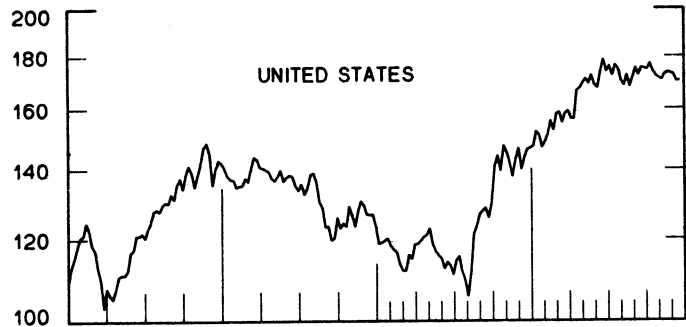
1983

1981

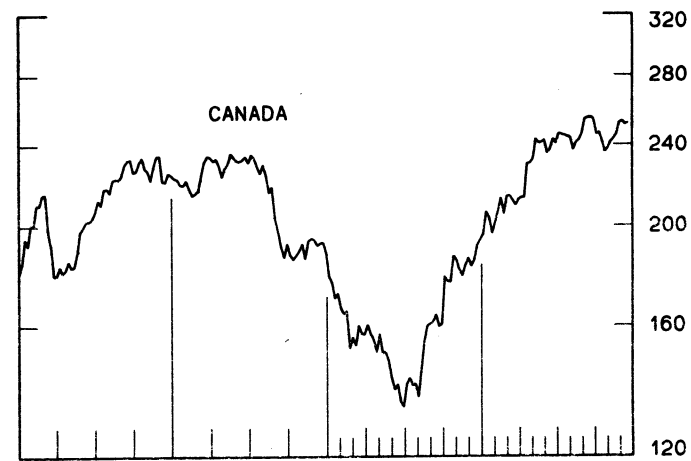
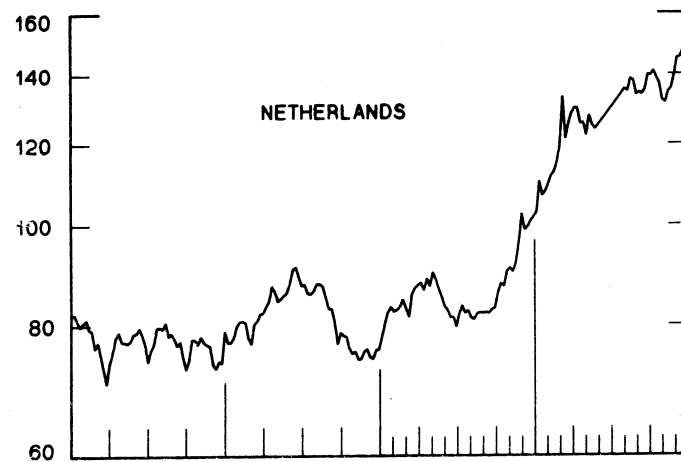
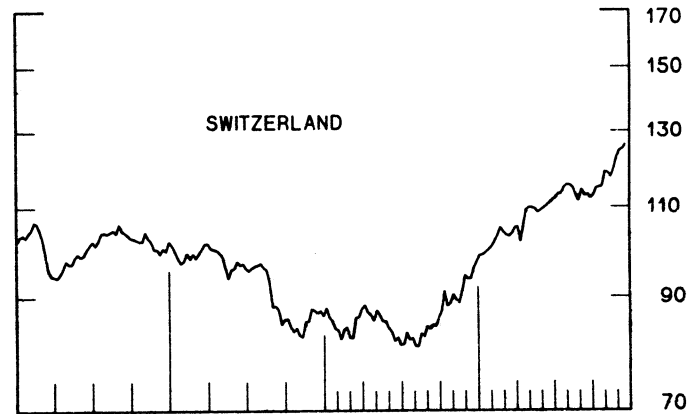
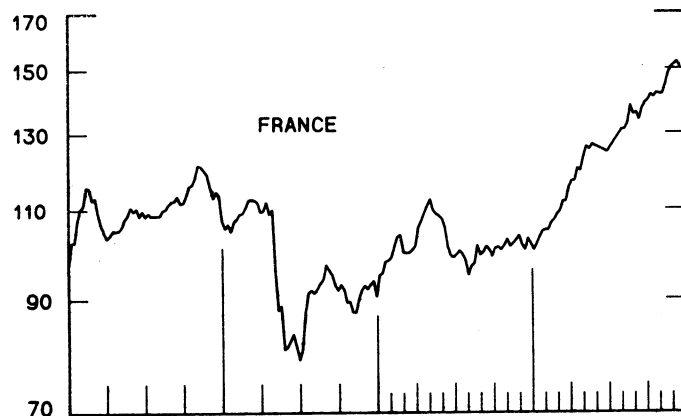
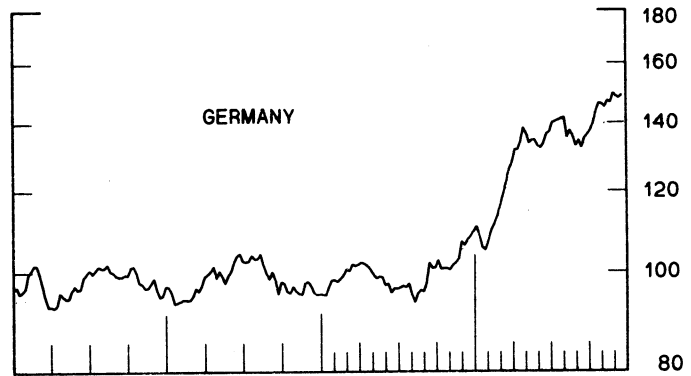
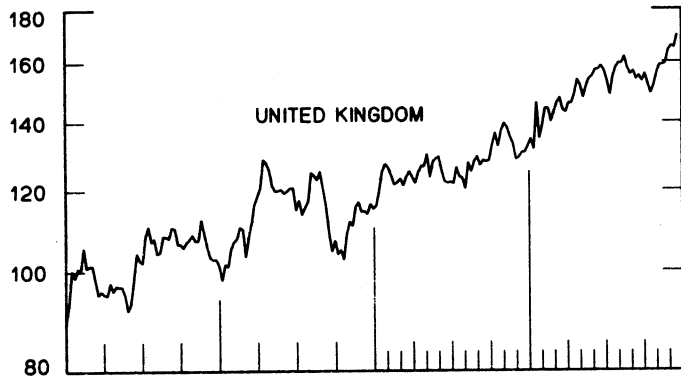
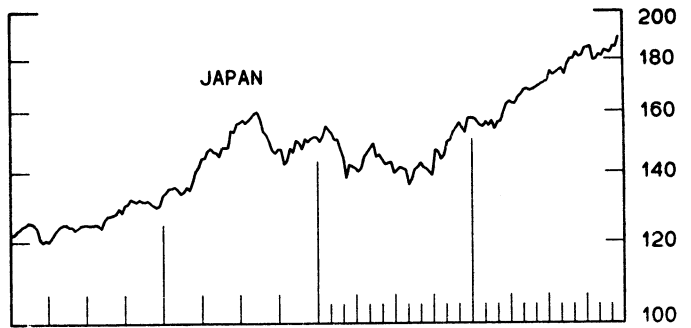
1983

CHART 10
INDUSTRIAL STOCK INDICES
WEEKLY SERIES

RATIO SCALE
1969=100



RATIO SCALE
1969=100



1981

1983

1981

1983

SERIES NAME

LAST VALUE PLOTTED
DATE VALUE

CHART 1. SPOT EXCHANGE RATES AND INDICES

WEEKLY AVERAGES, NOON BUYING RATES (U.S. CENTS)

GERMAN MARK	JAN.	4	36.36
JAPANESE YEN	JAN.	4	0.43022
DUTCH GUILDER	JAN.	4	32.38
U.K. POUND	JAN.	4	143.62
CANADIAN DOLLAR	JAN.	4	80.25
FRENCH FRANC	JAN.	4	11.90
SWISS FRANC	JAN.	4	45.39
BELGIAN FRANC	JAN.	4	1.78059
ITALIAN LIRA	JAN.	4	0.05987

INDICES, MARCH 1973 BASE RATES = 100

GERMAN MARK	JAN.	4	102.28
JAPANESE YEN	JAN.	4	112.64
DUTCH GUILDER	JAN.	4	92.94
U.K. POUND	JAN.	4	58.09
CANADIAN DOLLAR	JAN.	4	79.98
FRENCH FRANC	JAN.	4	53.60
SWISS FRANC	JAN.	4	146.04
BELGIAN FRANC	JAN.	4	70.16
ITALIAN LIRA	JAN.	4	34.01

WEIGHTED AVERAGE EXCHANGE VALUE INDICES, MAR 1973 = 100
(G-10 COUNTRIES PLUS SWITZERLAND)

U.S. DOLLAR	JAN.	4	132.78
GERMAN MARK	JAN.	4	134.17
JAPANESE YEN	JAN.	4	146.70
DUTCH GUILDER	JAN.	4	117.40
U.K. POUND	JAN.	4	70.24
CANADIAN DOLLAR	JAN.	4	99.98
FRENCH FRANC	JAN.	4	63.99
SWISS FRANC	JAN.	4	185.74
BELGIAN FRANC	JAN.	4	87.10
ITALIAN LIRA	JAN.	4	39.82
SWEDISH KRONA	JAN.	4	67.75

CHART 2. 3-MONTH FORWARD EXCHANGE RATES, PREMIUM OR DISCOUNT

CANADIAN DOLLAR	JAN.	4	0.29
U.K. POUND	JAN.	4	0.71
GERMAN MARK	JAN.	4	4.01
FRENCH FRANC	JAN.	4	-3.44
SWISS FRANC	JAN.	4	6.06
DUTCH GUILDER	JAN.	4	3.91
JAPANESE YEN	JAN.	4	3.55
ITALIAN LIRA	JAN.	4	-6.72

SERIES NAME	LAST VALUE PLOTTED	
	DATE	VALUE
CHART 3. GOLD PRICE IN LONDON, AFTERNOON FIXING		
U.S. DOLLARS PER FINE OUNCE	JAN. 4	380.22
CHART 4. CALL MONEY RATES		
U.S. FEDERAL FUNDS	JAN. 4	10.06
OVERNIGHT EURO-DOLLAR DEPCSITS	JAN. 4	9.98
U.K.	DEC. 30	9.13
CANADA	DEC. 9	9.55
GERMANY	DEC. 30	7.00
EURO-DM	JAN. 6	6.34
JAPAN	DEC. 30	6.44
FRANCE	DEC. 30	12.88
NETHERLANDS	JAN. 1	10.30
EURO-SWISS FRANC	JAN. 6	4.56
CHART 5. 3-MONTH INTEREST RATES		
U.S. 90-DAY CD'S, SECONDARY MARKET	JAN. 4	9.64
GERMAN INTERBANK LOAN	JAN. 4	6.14
JAPANESE BANK LOANS & DISCOUNTS	JAN. 4	6.25
CANADIAN FINANCE PAPER	JAN. 4	9.82
INTERBANK STERLING	JAN. 4	9.33
SWISS INTERBANK LOAN	JAN. 4	3.81
WEIGHTED AVERAGE FOREIGN INTEREST RATE (G-10 COUNTRIES PLUS SWITZERLAND)	JAN. 4	8.50
CHART 6. EURO-DOLLAR DEPOSIT RATES: LONDON		
OVERNIGHT	JAN. 4	9.98
7-DAY	JAN. 4	9.66
1-MONTH	JAN. 4	9.69
3-MONTH	JAN. 4	9.88
6-MONTH	JAN. 4	10.13
1-YEAR	JAN. 4	10.42
CHART 7. SELECTED EURO-DOLLAR AND U.S. MONEY MARKET RATES		
OVERNIGHT EURO-DOLLAR DEPOSITS	JAN. 4	9.98
U.S. FEDERAL FUNDS	JAN. 4	10.06
DIFFERENTIAL ADJ. FOR RESERVE REQUIREMENTS	JAN. 4	-0.08
3-MONTH EURO-DOLLAR DEPOSIT RATE	JAN. 4	9.88
U.S. 90-DAY CD'S, SECONDARY MARKET	JAN. 4	9.64
DIFFERENTIAL	JAN. 4	0.24

LAST VALUE PLOTTED
DATE VALUE

SERIES NAME

CHART 8. INTEREST ARBITRAGE, 3-MONTH FUNDS

EURO-DOLLAR DEPOSIT	JAN. 4	9.88
INTERBANK STERLING (LONDON), COVERED	JAN. 4	10.06
DIFFERENTIAL	JAN. 4	-0.18
U.S. COMMERCIAL PAPER	JAN. 4	9.47
CANADIAN FINANCE PAPER, COVERED	JAN. 4	10.12
DIFFERENTIAL	JAN. 4	-0.65
EURO-DOLLAR DEPOSIT	JAN. 4	9.88
INTERBANK DM (FRANKFURT), COVERED	JAN. 4	10.21
DIFFERENTIAL	JAN. 4	-0.33
EURO-DOLLAR DEPOSIT	JAN. 4	9.88
SWISS INTERBANK, COVERED	JAN. 4	9.93
DIFFERENTIAL	JAN. 4	-0.06

CHART 9. LONG TERM GOVERNMENT BOND YIELDS

UNITED STATES	DEC. 30	11.79
GERMANY	DEC. 16	8.36
JAPAN (MONTHLY)	OCT.	7.22
SWITZERLAND	DEC. 9	4.56
CANADA	DEC. 9	12.00
FRANCE	SEPT. 30	14.05
NETHERLANDS (MONTHLY)	AUG.	9.03
UNITED KINGDOM	DEC. 30	9.77

U.S. CORPORATE

AAA BONDS	NOV.	12.41
EURO-DOLLAR BONDS	SEPT.	10.23

CHART 10. STOCK INDICES

UNITED STATES	DEC. 28	172.64
UNITED KINGDOM	DEC. 28	170.52
CANADA	DEC. 28	251.82
GERMANY	DEC. 28	151.21
SWITZERLAND	DEC. 28	128.85
NETHERLANDS	DEC. 28	153.37
FRANCE	DEC. 28	156.47
JAPAN	DEC. 28	194.04

FEDERAL RESERVE statistical release



H. 10 (512)

FOREIGN EXCHANGE RATES

JANUARY 5, 1984

FOR THE WEEK ENDING DECEMBER 30, 1983

The Board of Governors of the Federal Reserve System is advised that the Federal Reserve Bank of New York has certified for customs purposes the following noon buying rate in New York City for cable transfers payable in foreign currencies:

COUNTRY	MONETARY UNIT	(CURRENCY UNITS PER DOLLAR)				
		DEC. 26	DEC. 27	DEC. 28	DEC. 29	DEC. 30
ARGENTINA	PESO		19.85	19.85	19.85	19.85
*AUSTRALIA	DOLLAR		90.00	89.88	89.65	89.65
AUSTRIA	SCHILLING		19.465	19.402	19.247	19.190
BELGIUM	FRANC		56.230	56.170	55.750	55.710
BRAZIL	CRUZEIRO		955.00	971.00	984.00	984.00
CANADA	DOLLAR		1.2451	1.2461	1.2450	1.2445
CHILE	PESO		87.700	87.700	87.700	87.700
CHINA, P.R.	YUAN		1.9939	1.9939	1.9859	1.9859
COLOMBIA	PESO		88.480	88.480	88.480	88.870
DENMARK	KRONE		9.9875	9.9750	9.8850	9.8800
FINLAND	MARKKA		5.8660	5.8610	5.8280	5.8180
FRANCE	FRANC		8.4350	8.4165	8.3400	8.3350
GERMANY	D. MARK	H	2.7558	2.7515	2.7285	2.7250
GREECE	DRACHMA		99.450	99.300	99.000	98.950
HONG KONG	DOLLAR		7.7950	7.7810	7.7830	7.7805
INDIA	RUPEE	O	10.5700	10.5200	10.5100	10.4900
INDONESIA	RUPIAH		996.00	996.00	996.00	996.00
*IRELAND	POUND		112.30	112.80	113.40	113.65
ISRAEL	SHEKEL	L	103.260	103.260	105.120	108.310
ITALY	LIRA		1673.50	1673.00	1662.50	1656.00
JAPAN	YEN		233.80	233.40	232.20	231.70
MALAYSIA	DOLLAR	I	2.3400	2.3395	2.3385	2.3350
MEXICO	PESO		166.0000	168.0000	170.5000	169.0000
NETHERLANDS	GUILDER		3.0960	3.0950	3.0665	3.0620
*NEW ZEALAND	DOLLAR	D	65.000	65.100	65.270	65.450
NORWAY	KRONE		7.7725	7.7550	7.7150	7.7100
PERU	SOL		2239.14	2239.14	2239.83	2276.83
PHILIPPINES	PESO	A	14.0500	14.0500	14.0500	14.0500
PORTUGAL	ESCUDO		132.700	133.450	133.450	133.100
SINGAPORE	DOLLAR		2.1350	2.1280	2.1265	2.1220
*SOUTH AFRICA	RAND	Y	81.85	82.00	82.00	81.80
SOUTH KOREA	WON		800.15	800.15	800.15	800.15
SPAIN	PESETA		158.150	157.850	157.730	156.800
SRI LANKA	RUPEE		25.020	25.020	25.020	25.020
SWEDEN	KRONA		8.0700	8.0520	8.0130	8.0100
SWITZERLAND	FRANC		2.1900	2.1890	2.1840	2.1790
TAIWAN	DOLLAR		40.200	40.200	40.200	40.200
THAILAND	BAHT		22.990	22.990	22.990	23.040
*UNITED KINGDOM	POUND		143.20	143.60	144.75	145.15
VENEZUELA	BOLIVAR		12.5000	12.7000	12.7000	12.7500

MEMO:

#UNITED STATES DOLLAR 133.07 132.90 132.00 131.79

#INDEX OF WEIGHTED AVERAGE EXCHANGE VALUE OF U.S. DOLLAR AGAINST CURRENCIES OF OTHER G-10 COUNTRIES PLUS SWITZERLAND. MARCH 1973 = 100. WEIGHTS ARE 1972-76 GLOBAL TRADE OF EACH OF THE 10 COUNTRIES. SERIES REVISED AS OF AUGUST 1978. FOR DESCRIPTION AND BACK DATA, SEE "INDEX OF THE WEIGHTED-AVERAGE EXCHANGE VALUE OF THE U.S. DOLLAR: REVISION" ON PAGE 700 OF THE AUGUST 1978 FEDERAL RESERVE BULLETIN.

*VALUE IS U.S. CENTS