

# Selected Interest & Exchange Rates

## Weekly Series of Charts

**October 24, 1983**

**Prepared by the  
FINANCIAL MARKETS  
SECTION**

**DIVISION OF  
INTERNATIONAL FINANCE**

**BOARD OF GOVERNORS  
FEDERAL RESERVE SYSTEM  
Washington, D.C. 20551**

---

# Table of Contents

## **TABLES**

- 1. LATEST FIGURES PLOTTED**
- 2. DAILY CERTIFIED SPOT EXCHANGE RATES-- H.10 RELEASE**

## **CHARTS**

- 1. SPOT EXCHANGE RATE INDICES**
- 2. 3-MONTH FORWARD EXCHANGE RATES**
- 3. GOLD PRICE--LONDON**
- 4. CALL MONEY RATES**
- 5. 3-MONTH INTEREST RATES**
- 6. EURO-DOLLAR DEPOSIT RATES**
- 7. SELECTED EURO-DOLLAR AND U.S. MONEY MARKET RATES**
- 8. INTEREST ARBITRAGE: 3-MONTH FUNDS**
- 9. LONG-TERM GOVERNMENT BOND YIELDS**
- 10. INDUSTRIAL STOCK INDICES**

## **SUBSCRIPTION RATES:**

Weekly \$15.00 per year or \$.40 each in the United States, its possessions, Canada, and Mexico; 10 or more of the same issue to one address, \$13.50 per year or \$.35 each. Elsewhere, \$20.00 per year or \$.50 each. Address requests to Publications Services, Division of Administrative Services, and make payment remittance payable to the order of the Board of Governors of the Federal Reserve System in a form collectible at par in U.S. Currency.

# SPOT EXCHANGE INDICES

DOLLAR PRICES OF FOREIGN CURRENCIES AND WEIGHTED AVERAGE VALUES (THIN LINE)  
AVERAGES FOR WEEK ENDING WEDNESDAY

RATIO SCALE  
MARCH 1973=100

RATIO SCALE  
MARCH 1973=100

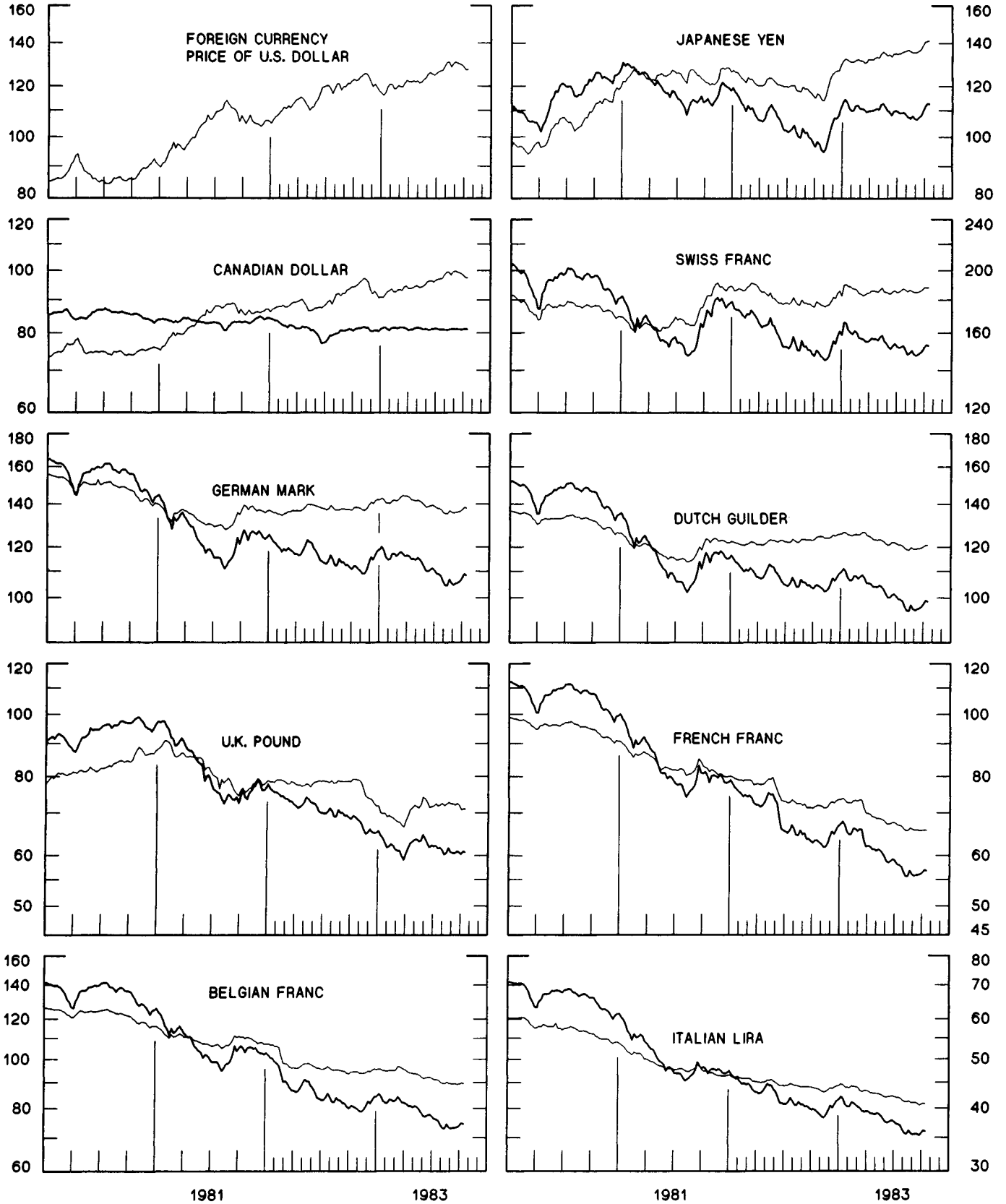


CHART 2  
**3-MONTH FORWARD EXCHANGE RATES**

PREMIUM (+) OR (-)  
 AVERAGES FOR WEEK ENDING WEDNESDAY

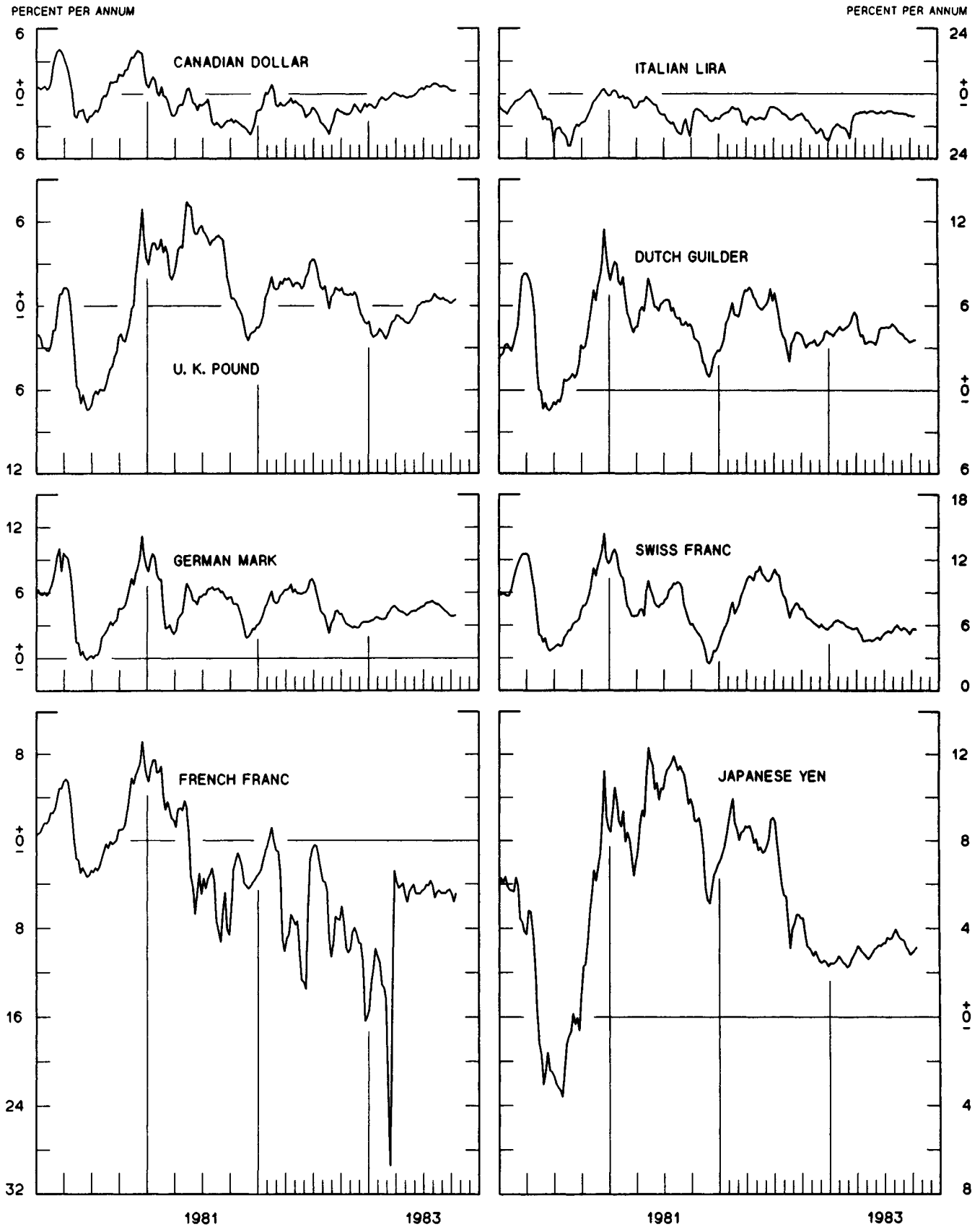


CHART 3  
PRICE OF GOLD IN LONDON  
AVERAGES FOR WEEK ENDING WEDNESDAY



CHART 4  
**CALL MONEY RATES**  
 WEEKLY SERIES

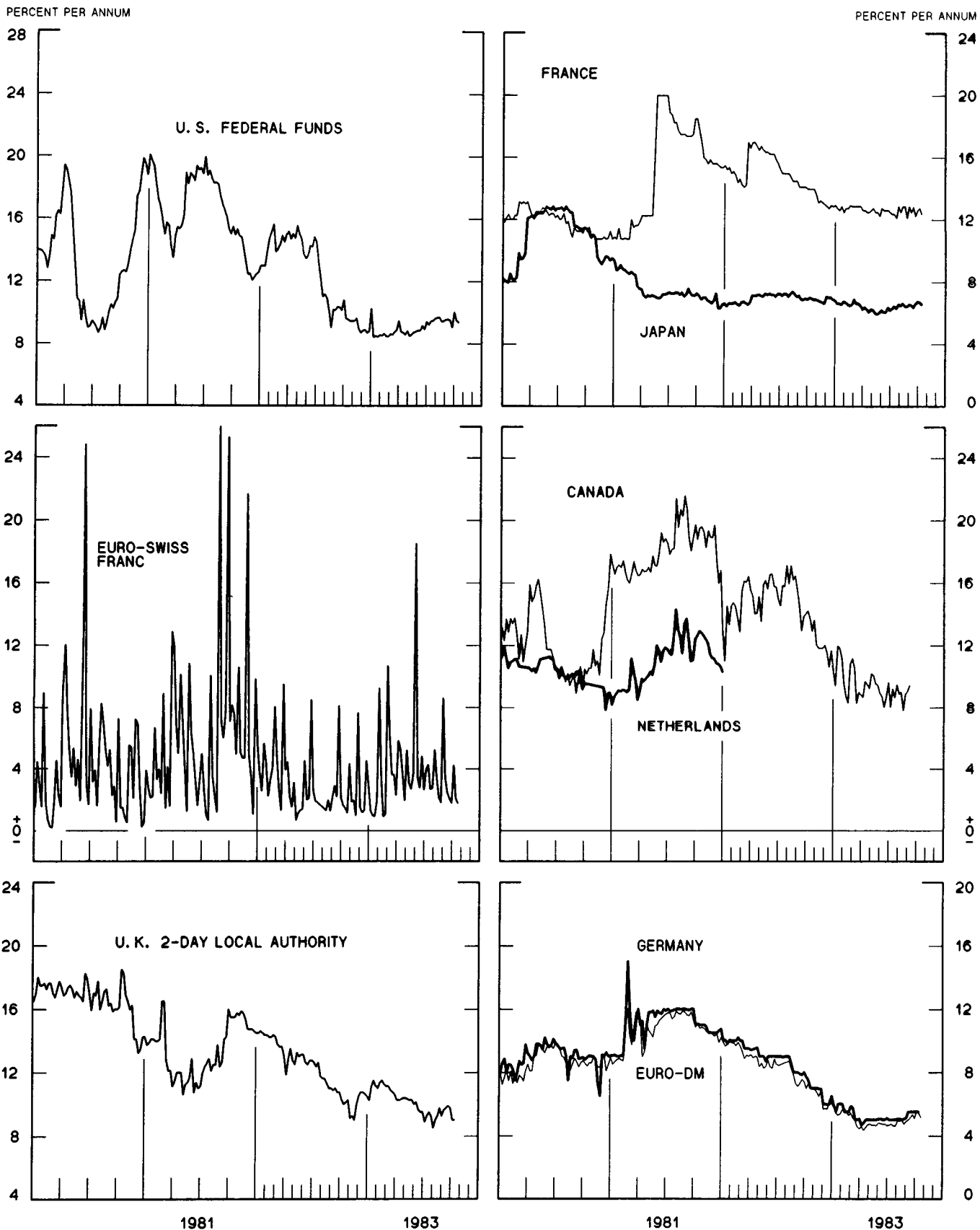


CHART 5  
**3-MONTH INTEREST RATES**  
 WEEKLY SERIES

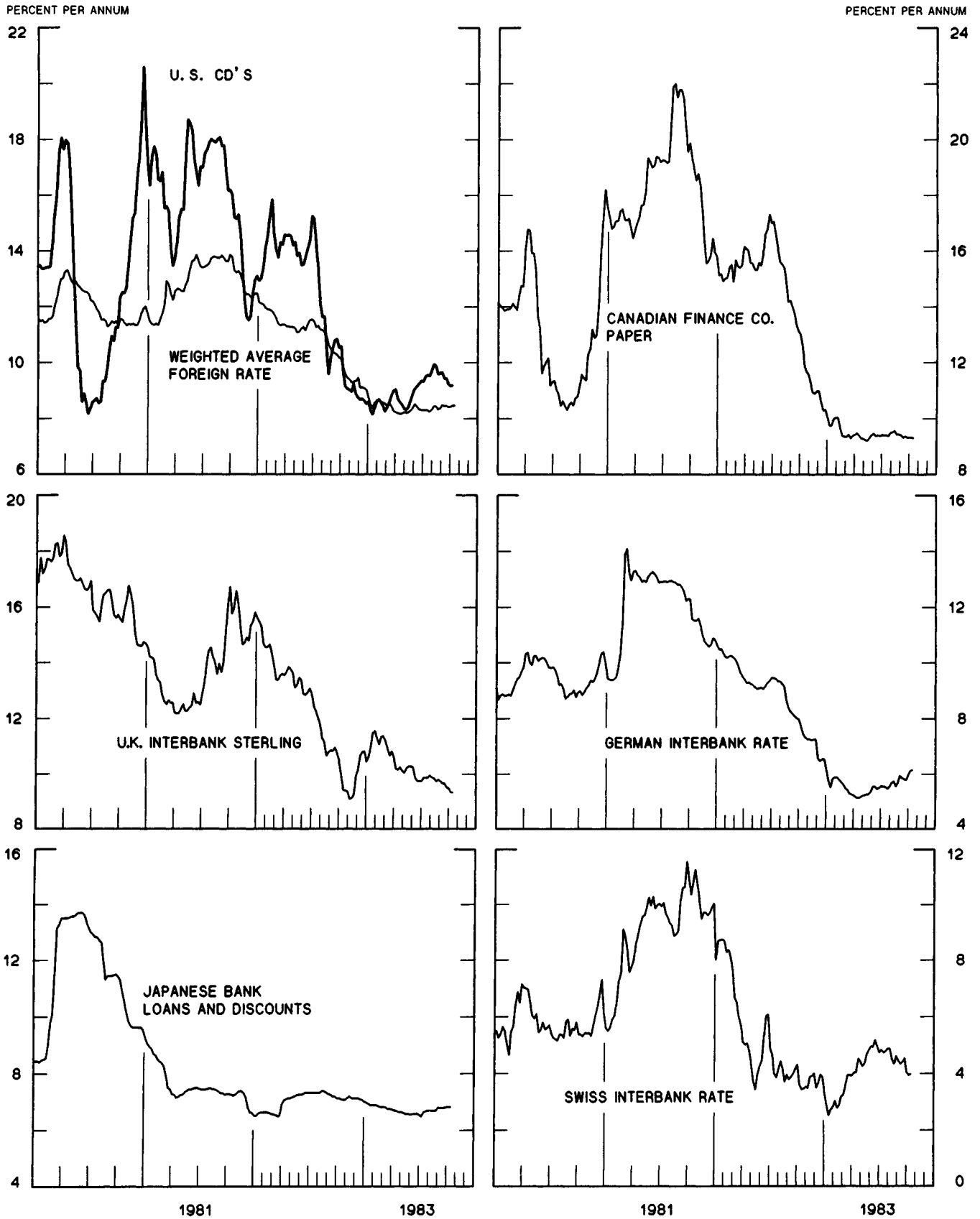


CHART 6  
**EURO-DOLLAR DEPOSIT RATES LONDON**  
 AVERAGES FOR WEEK ENDING WEDNESDAY

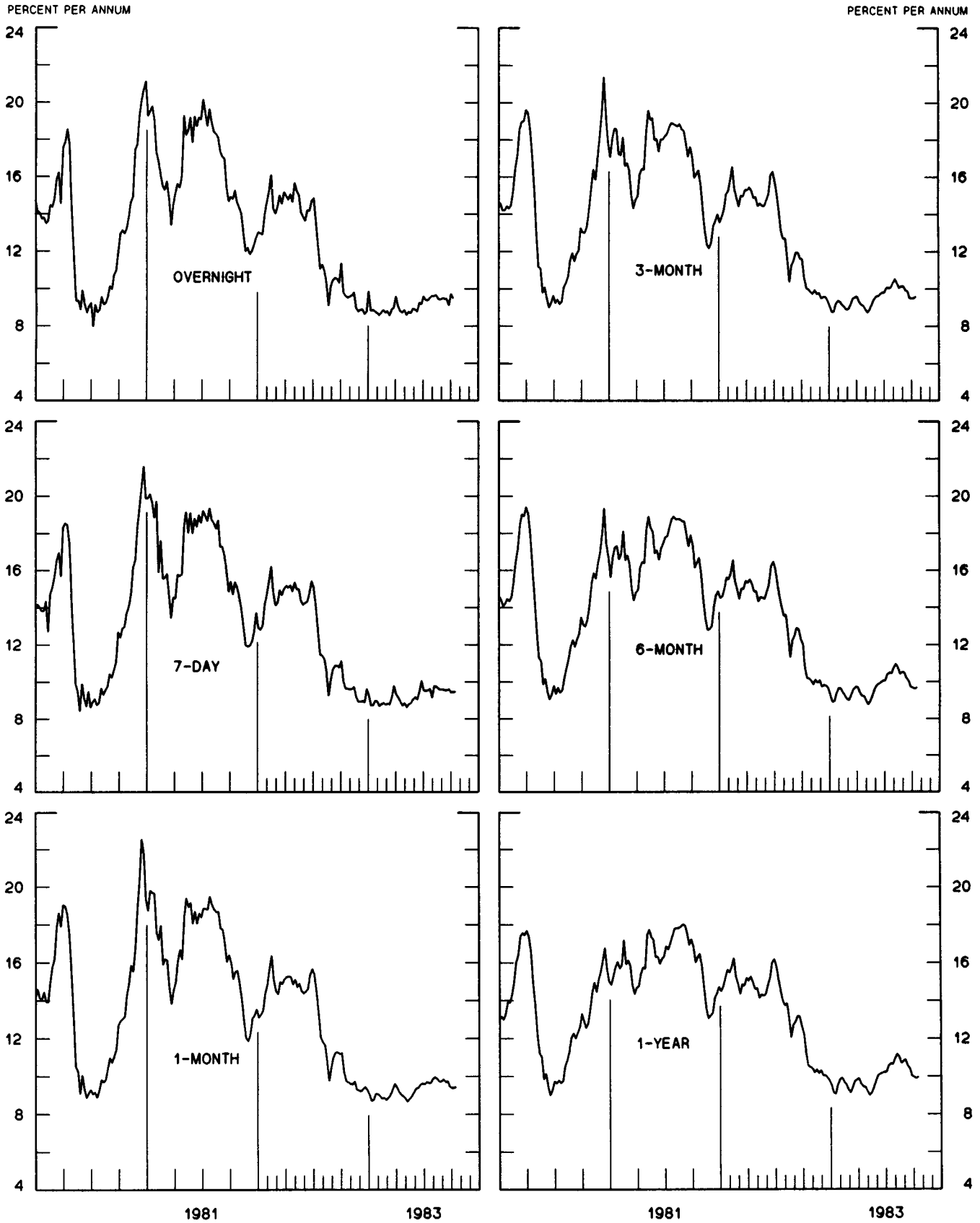
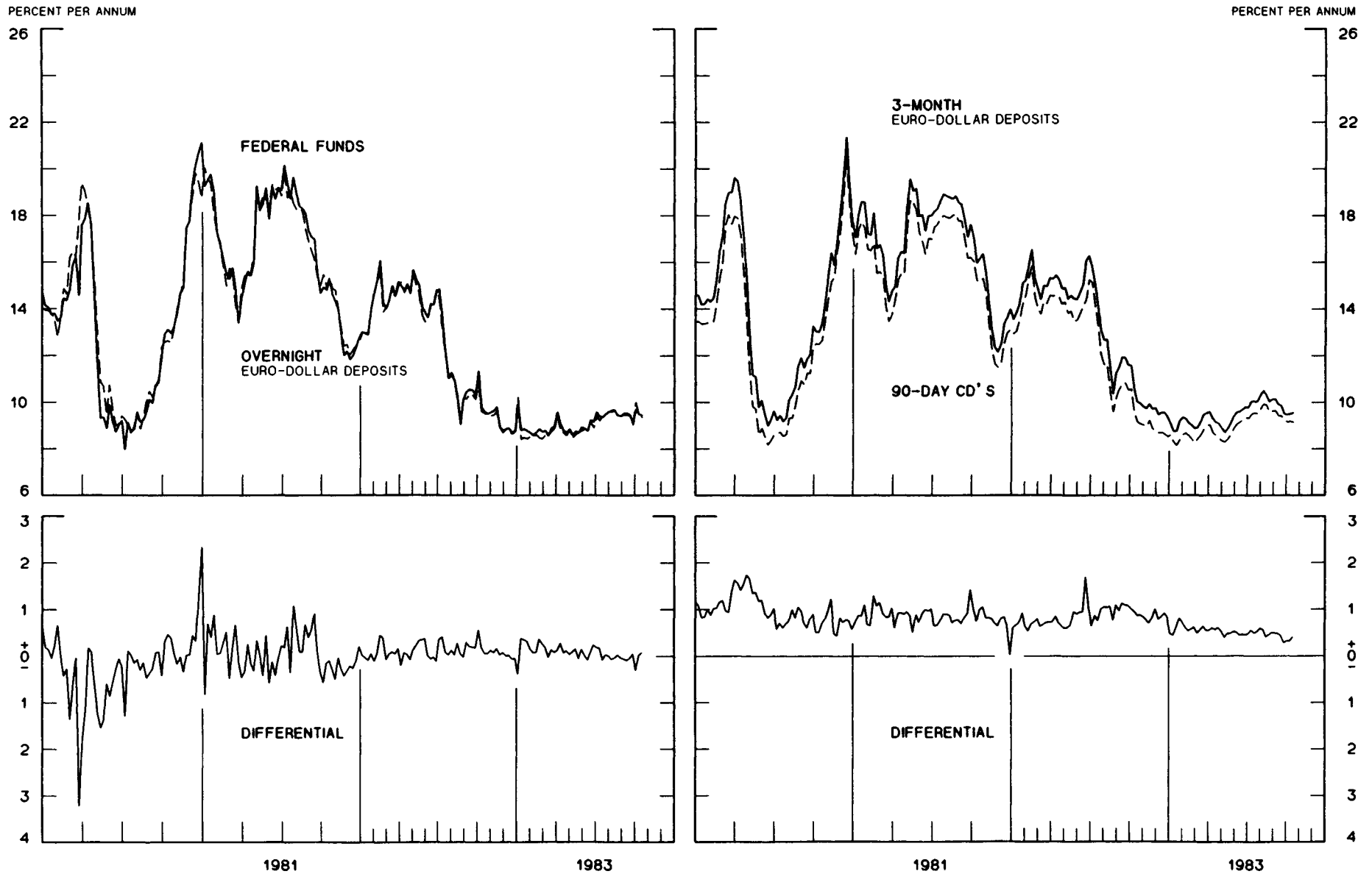




CHART 7  
**SELECTED EURO-DOLLAR AND U. S. MONEY MARKET RATES**

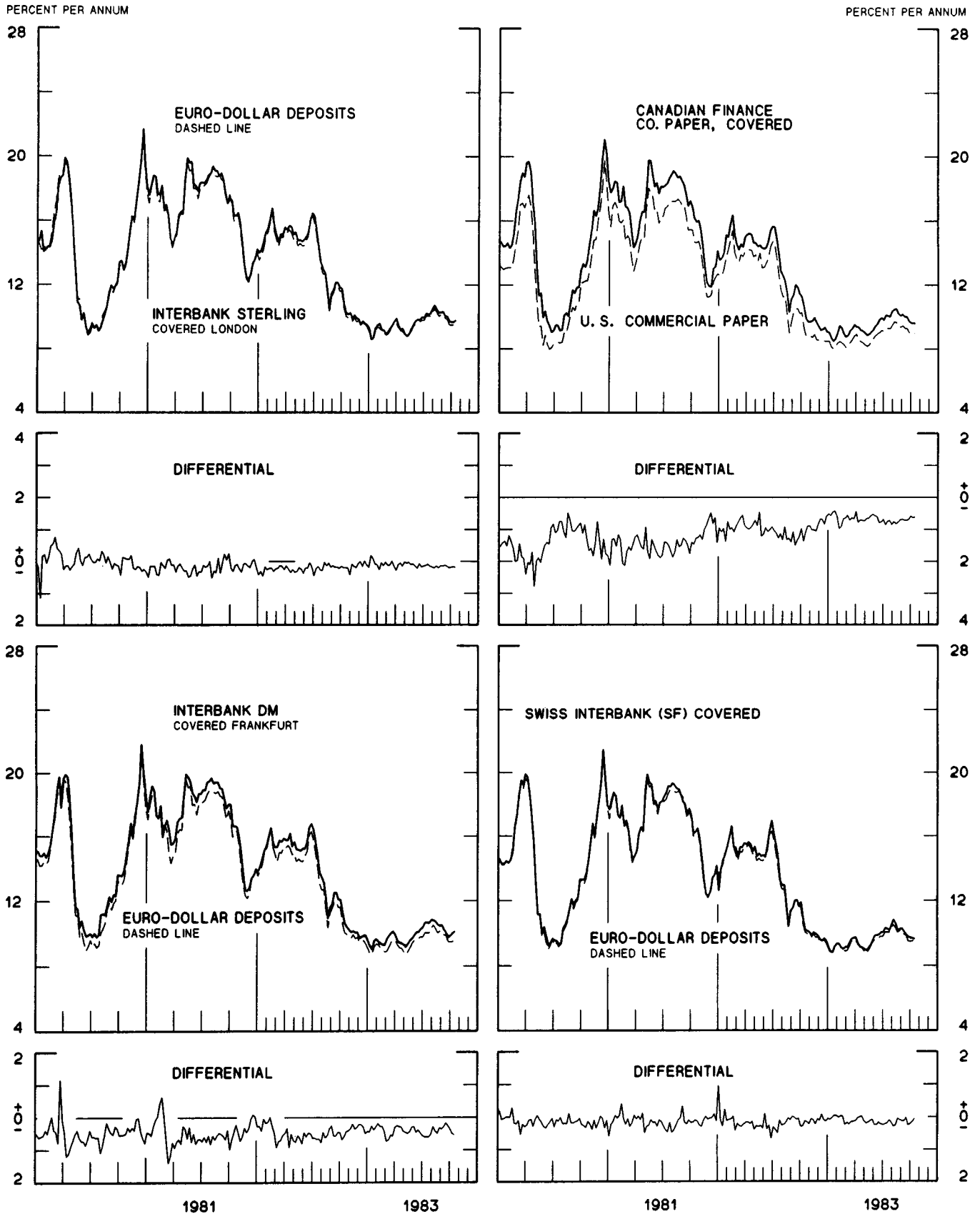
DIFFERENTIAL: PLUS(+), FAVORS BORROWING IN U. S.  
 AVERAGES FOR WEEK ENDING WEDNESDAY



1 PERCENT ON DIFFERENTIAL SCALE = 2 PERCENT ON RATE SCALE

# INTEREST ARBITRAGE: 3-MONTH FUNDS

DIFFERENTIAL: PLUS(+), INDICATES FAVOR DOLLAR ASSETS  
AVERAGES FOR WEEK ENDING WEDNESDAY



1 PERCENT ON DIFFERENTIAL SCALE = 2 PERCENT ON RATE SCALE

CHART 9  
**LONG-TERM GOVERNMENT BOND YIELDS**  
 WEEKLY SERIES

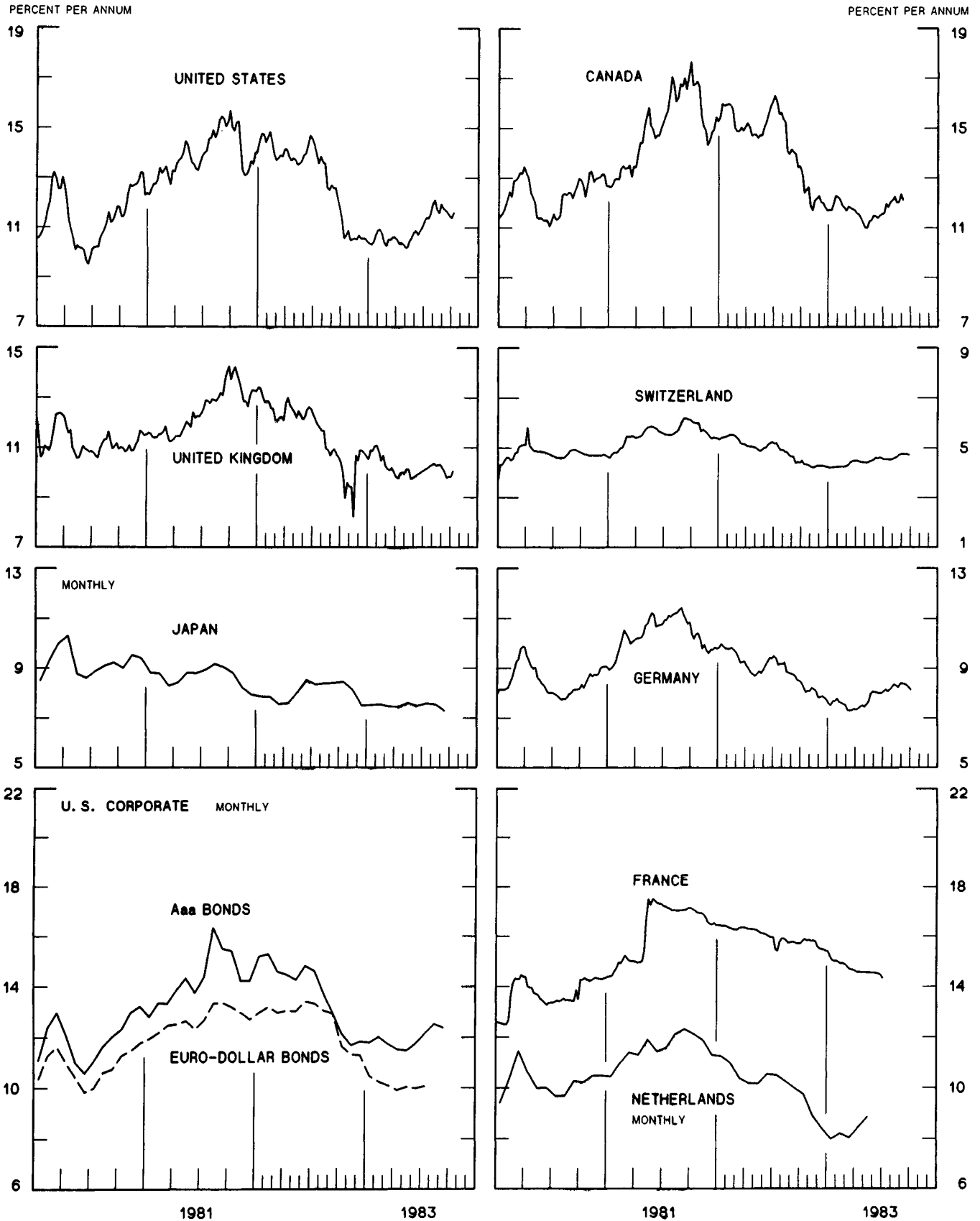
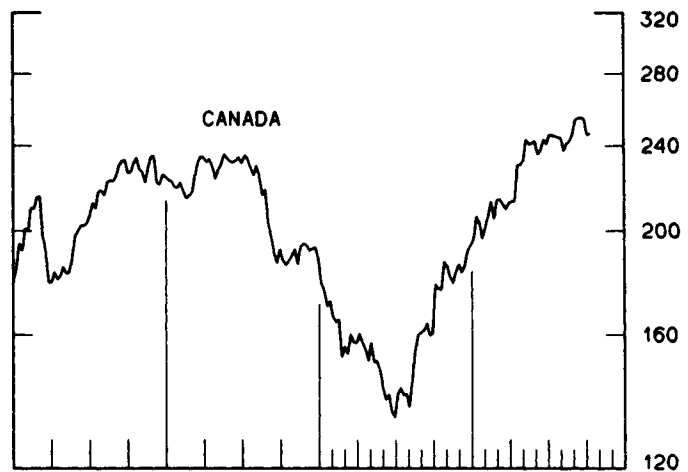
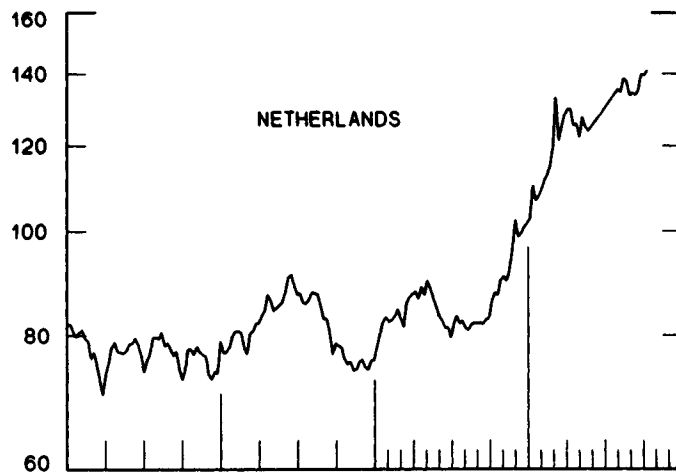
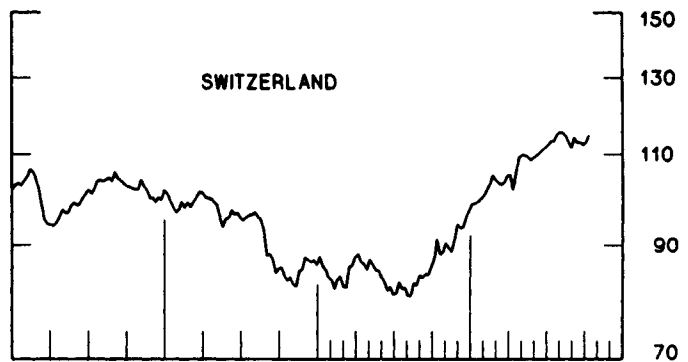
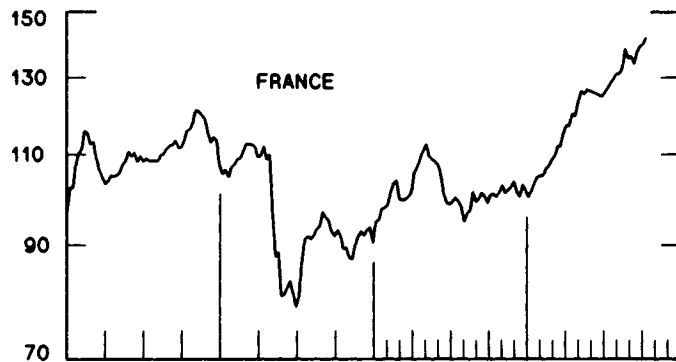
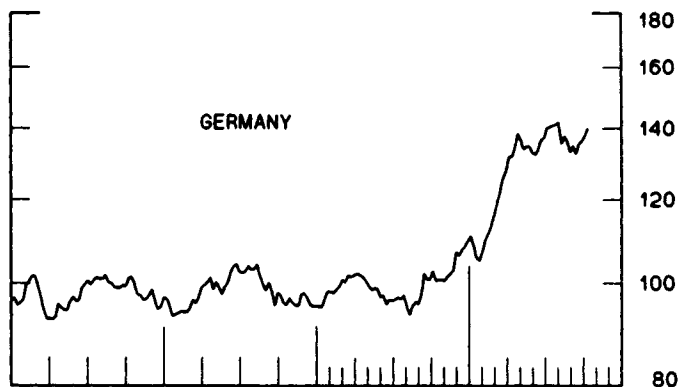
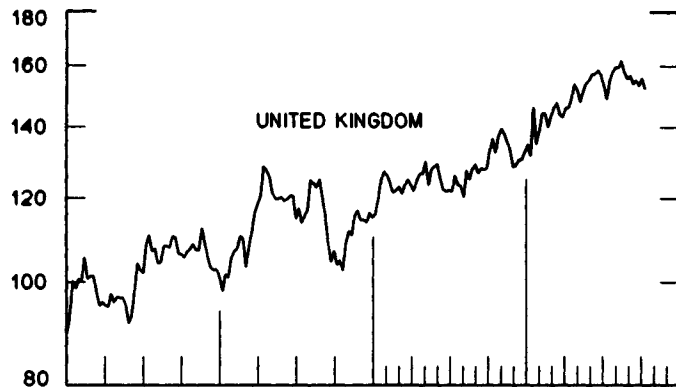
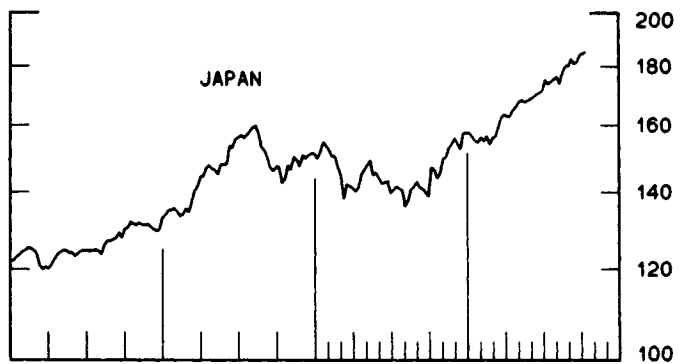
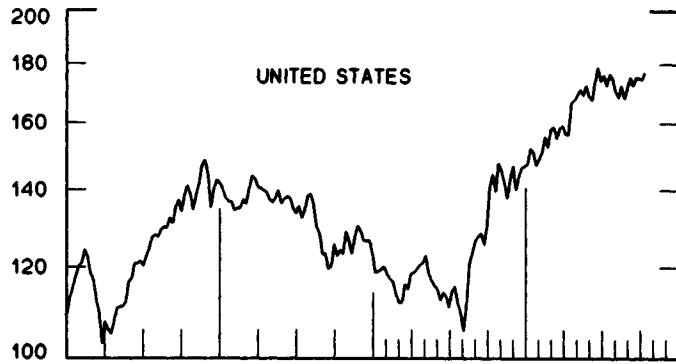


CHART 10  
INDUSTRIAL STOCK INDICES  
WEEKLY SERIES

RATIO SCALE  
1969=100

RATIO SCALE  
1969=100



1981

1983

1981

1983

SERIES NAME

LAST VALUE PLOTTED  
DATE VALUE

CHART 1. SPOT EXCHANGE RATES AND INDICES

WEEKLY AVERAGES, NOON BUYING RATES (U.S. CENTS)

GERMAN MARK	OCT. 19	38.48
JAPANESE YEN	OCT. 19	0.42961
DUTCH GUILDER	OCT. 19	34.31
U.K. POUND	OCT. 19	150.00
CANADIAN DOLLAR	OCT. 19	81.17
FRENCH FRANC	OCT. 19	12.59
SWISS FRANC	OCT. 19	47.42
BELGIAN FRANC	OCT. 19	1.88767
ITALIAN LIRA	OCT. 19	0.06327

INDICES, MARCH 1973 BASE RATES = 100

GERMAN MARK	OCT. 19	108.24
JAPANESE YEN	OCT. 19	112.49
DUTCH GUILDER	OCT. 19	98.48
U.K. POUND	OCT. 19	60.67
CANADIAN DOLLAR	OCT. 19	80.90
FRENCH FRANC	OCT. 19	56.72
SWISS FRANC	OCT. 19	152.56
BELGIAN FRANC	OCT. 19	74.38
ITALIAN LIRA	OCT. 19	35.94

WEIGHTED AVERAGE EXCHANGE VALUE INDICES, MAR 1973 = 100  
(G-10 COUNTRIES PLUS SWITZERLAND)

U.S. DOLLAR	OCT. 19	127.36
GERMAN MARK	OCT. 19	138.03
JAPANESE YEN	OCT. 19	141.18
DUTCH GUILDER	OCT. 19	120.82
U.K. POUND	OCT. 19	71.03
CANADIAN DOLLAR	OCT. 19	97.50
FRENCH FRANC	OCT. 19	65.70
SWISS FRANC	OCT. 19	187.99
BELGIAN FRANC	OCT. 19	89.48
ITALIAN LIRA	OCT. 19	40.79
SWEDISH KRONA	OCT. 19	67.91

CHART 2. 3-MONTH FORWARD EXCHANGE RATES, PREMIUM OR DISCOUNT

CANADIAN DOLLAR	OCT. 19	0.29
U.K. POUND	OCT. 19	0.42
GERMAN MARK	OCT. 19	3.89
FRENCH FRANC	OCT. 19	-4.88
SWISS FRANC	OCT. 19	5.58
DUTCH GUILDER	OCT. 19	3.54
JAPANESE YEN	OCT. 19	3.15
ITALIAN LIRA	OCT. 19	-8.21

SERIES NAME	LAST VALUE PLOTTED	
	DATE	VALUE
<b>CHART 3. GOLD PRICE IN LONDON, AFTERNOON FIXING</b>		
U.S. DOLLARS PER FINE OUNCE	OCT. 19	396.73
<b>CHART 4. CALL MONEY RATES</b>		
U.S. FEDERAL FUNDS	OCT. 19	9.36
OVERNIGHT EURO-DOLLAR DEPOSITS	OCT. 19	9.44
U.K.	OCT. 14	9.00
CANADA	SEPT. 9	9.46
GERMANY	OCT. 14	5.50
EURO-DM	OCT. 21	5.16
JAPAN	OCT. 14	6.56
FRANCE	OCT. 14	12.38
NETHERLANDS	JAN. 1	10.30
EURO-SWISS FRANC	OCT. 21	1.75
<b>CHART 5. 3-MONTH INTEREST RATES</b>		
U.S. 90-DAY CD'S, SECONDARY MARKET	OCT. 19	9.15
GERMAN INTERBANK LOAN	OCT. 19	6.14
JAPANESE BANK LOANS & DISCOUNTS	OCT. 19	6.81
CANADIAN FINANCE PAPER	OCT. 19	9.29
INTERBANK STERLING	OCT. 19	9.33
SWISS INTERBANK LOAN	OCT. 19	3.97
WEIGHTED AVERAGE FOREIGN INTEREST RATE (G-10 COUNTRIES PLUS SWITZERLAND)	OCT. 19	8.45
<b>CHART 6. EURO-DOLLAR DEPOSIT RATES: LONDON</b>		
OVERNIGHT	OCT. 19	9.44
7-DAY	OCT. 19	9.45
1-MONTH	OCT. 19	9.42
3-MONTH	OCT. 19	9.56
6-MONTH	OCT. 19	9.67
1-YEAR	OCT. 19	9.95
<b>CHART 7. SELECTED EURO-DOLLAR AND U.S. MONEY MARKET RATES</b>		
OVERNIGHT EURO-DOLLAR DEPOSITS	OCT. 19	9.44
U.S. FEDERAL FUNDS	OCT. 19	9.36
DIFFERENTIAL ADJ. FOR RESERVE REQUIREMENTS	OCT. 19	0.08
3-MONTH EURO-DOLLAR DEPOSIT RATE	OCT. 19	9.56
U.S. 90-DAY CD'S, SECONDARY MARKET	OCT. 19	9.15
DIFFERENTIAL	OCT. 19	0.41

SERIES NAME	LAST VALUE PLOTTED	
	DATE	VALUE
<b>CHART 8. INTEREST ARBITRAGE, 3-MONTH FUNDS</b>		
EURO-DOLLAR DEPOSIT	OCT. 19	9.56
INTERBANK STERLING (LONDON), COVERED	OCT. 19	9.76
DIFFERENTIAL	OCT. 19	-0.19
U.S. COMMERCIAL PAPER	OCT. 19	8.97
CANADIAN FINANCE PAPER, COVERED	OCT. 19	9.59
DIFFERENTIAL	OCT. 19	-0.62
EURO-DOLLAR DEPOSIT	OCT. 19	9.56
INTERBANK DM (FRANKFURT), COVERED	OCT. 19	10.08
DIFFERENTIAL	OCT. 19	-0.52
EURO-DOLLAR DEPOSIT	OCT. 19	9.56
SWISS INTERBANK, COVERED	OCT. 19	9.61
DIFFERENTIAL	OCT. 19	-0.05
<b>CHART 9. LONG TERM GOVERNMENT BOND YIELDS</b>		
UNITED STATES	OCT. 14	11.60
GERMANY	OCT. 7	8.13
JAPAN (MONTHLY)	SEPT.	7.29
SWITZERLAND	SEPT. 30	4.70
CANADA	SEPT. 9	12.09
FRANCE	JULY 8	14.32
NETHERLANDS (MONTHLY)	MAY	8.85
UNITED KINGDOM	OCT. 14	10.06
<b>U.S. CORPORATE</b>		
AAA BONDS	SEPT.	12.37
EURO-DOLLAR BONDS	JULY	10.06
<b>CHART 10. STOCK INDICES</b>		
UNITED STATES	OCT. 12	176.92
UNITED KINGDOM	OCT. 12	152.16
CANADA	OCT. 12	246.13
GERMANY	OCT. 12	139.84
SWITZERLAND	OCT. 12	114.64
NETHERLANDS	OCT. 12	140.88
FRANCE	OCT. 12	141.58
JAPAN	OCT. 12	184.94