

Selected Interest & Exchange Rates

Weekly Series of Charts

October 17, 1983

Prepared by the
FINANCIAL MARKETS
SECTION

DIVISION OF
INTERNATIONAL FINANCE

BOARD OF GOVERNORS
FEDERAL RESERVE SYSTEM
Washington, D.C. 20551

Table of Contents

TABLES

1. LATEST FIGURES PLOTTED
2. DAILY CERTIFIED SPOT EXCHANGE RATES--
H.10 RELEASE

CHARTS

1. SPOT EXCHANGE RATE INDICES
2. 3-MONTH FORWARD EXCHANGE RATES
3. GOLD PRICE--LONDON
4. CALL MONEY RATES
5. 3-MONTH INTEREST RATES
6. EURO-DOLLAR DEPOSIT RATES
7. SELECTED EURO-DOLLAR AND U.S. MONEY MARKET RATES
8. INTEREST ARBITRAGE: 3-MONTH FUNDS
9. LONG-TERM GOVERNMENT BOND YIELDS
10. INDUSTRIAL STOCK INDICES

SUBSCRIPTION RATES:

Weekly \$15.00 per year or \$.40 each in the United States, its possessions, Canada, and Mexico; 10 or more of the same issue to one address, \$13.50 per year or \$.35 each. Elsewhere, \$20.00 per year or \$.50 each. Address requests to Publications Services, Division of Administrative Services, and make payment remittance payable to the order of the Board of Governors of the Federal Reserve System in a form collectible at par in U.S. Currency.

CHART 1

SPOT EXCHANGE INDICES

DOLLAR PRICES OF FOREIGN CURRENCIES AND WEIGHTED AVERAGE VALUES (THIN LINE)
AVERAGES FOR WEEK ENDING WEDNESDAY

RATIO SCALE
MARCH 1973=100

RATIO SCALE
MARCH 1973=100

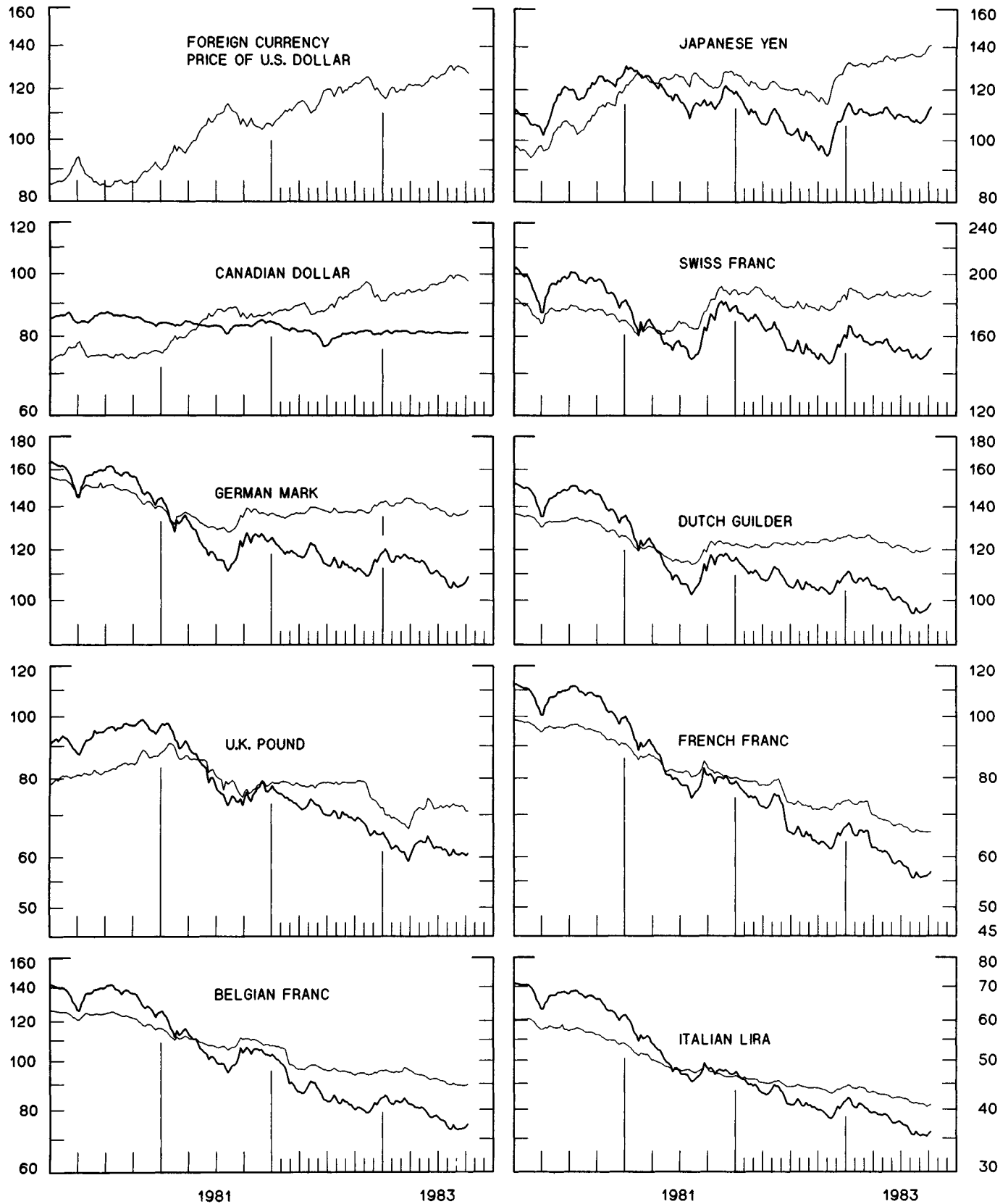


CHART 2
3-MONTH FORWARD EXCHANGE RATES

PREMIUM (+) OR (-)
 AVERAGES FOR WEEK ENDING WEDNESDAY

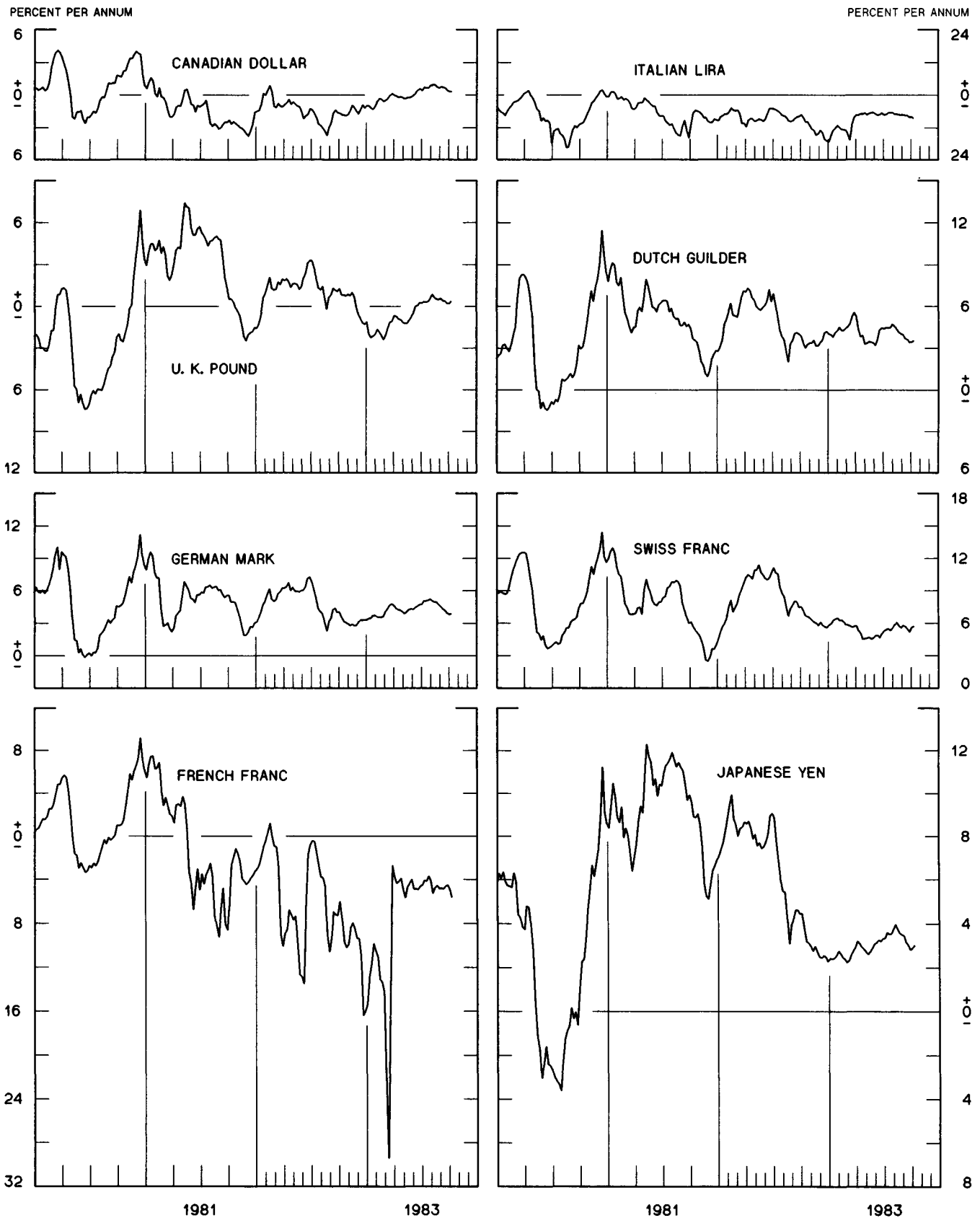


CHART 3
PRICE OF GOLD IN LONDON
AVERAGES FOR WEEK ENDING WEDNESDAY



CHART 4
CALL MONEY RATES
 WEEKLY SERIES

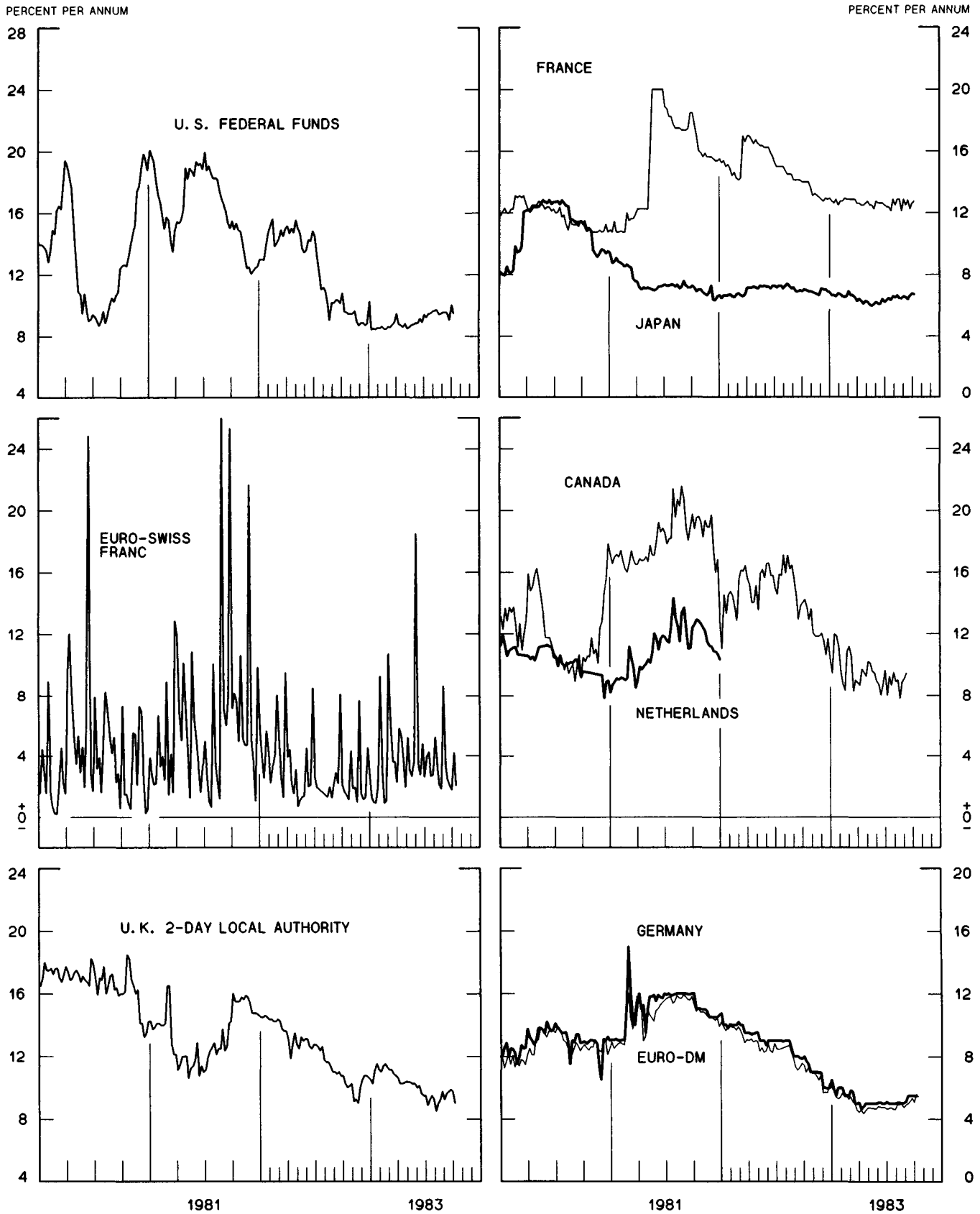


CHART 5
3-MONTH INTEREST RATES
WEEKLY SERIES

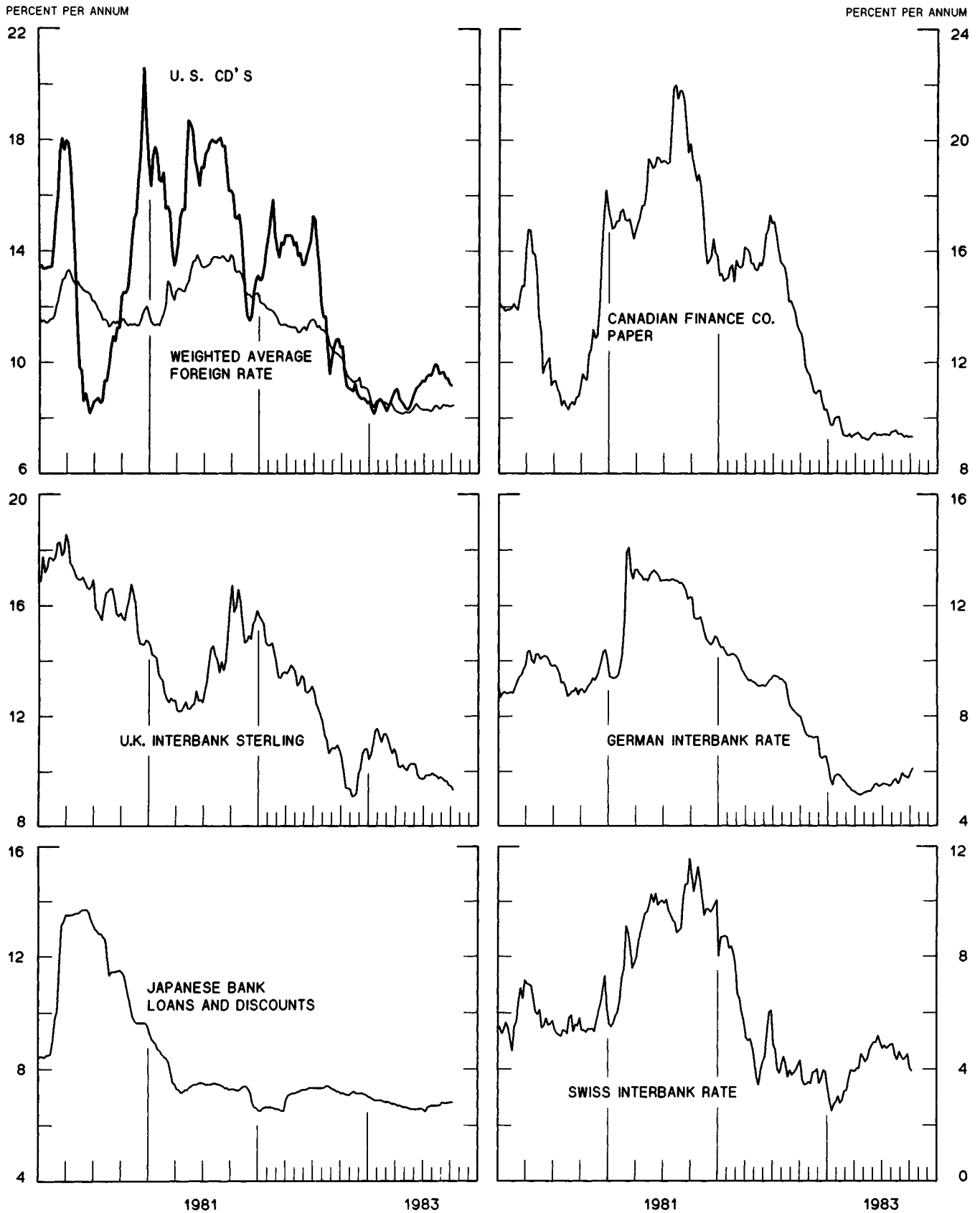


CHART 6
EURO-DOLLAR DEPOSIT RATES LONDON
 AVERAGES FOR WEEK ENDING WEDNESDAY

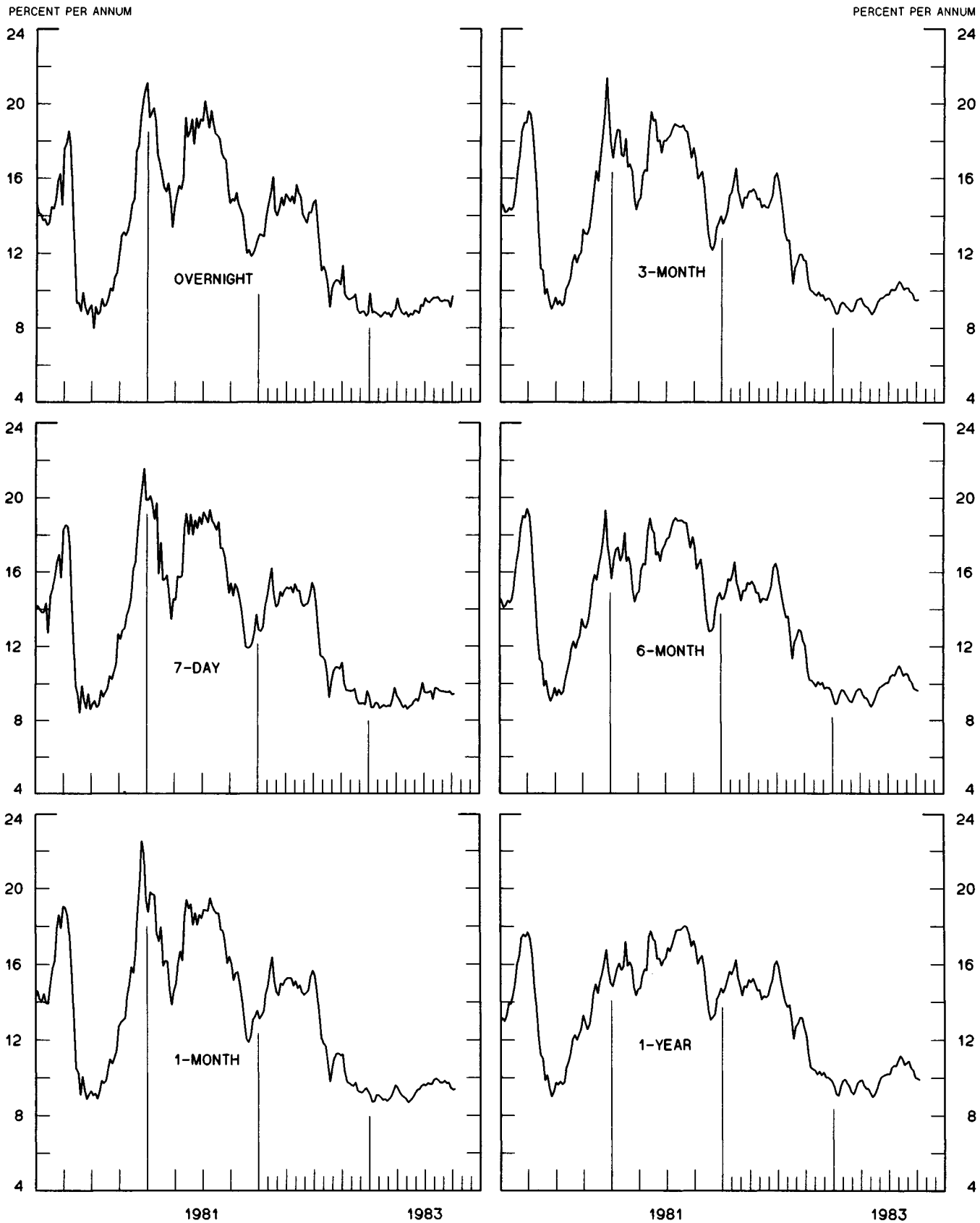
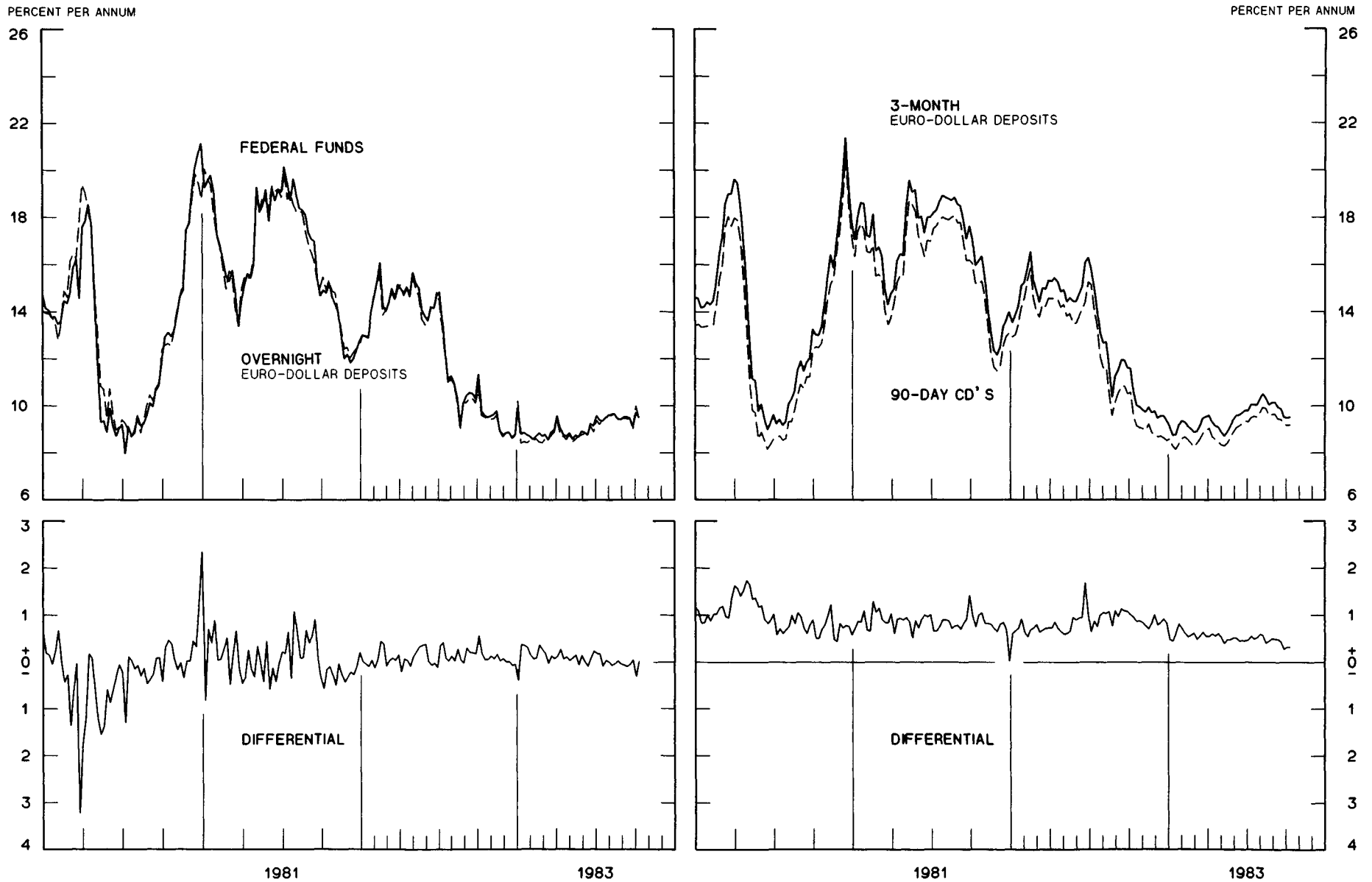


CHART 7
SELECTED EURO-DOLLAR AND U. S. MONEY MARKET RATES

DIFFERENTIAL: PLUS(+), FAVORS BORROWING IN U. S.
 AVERAGES FOR WEEK ENDING WEDNESDAY



1 PERCENT ON DIFFERENTIAL SCALE = 2 PERCENT ON RATE SCALE

CHART 8

INTEREST ARBITRAGE: 3-MONTH FUNDS

DIFFERENTIAL: PLUS(+), INDICATES FAVOR DOLLAR ASSETS
AVERAGES FOR WEEK ENDING WEDNESDAY

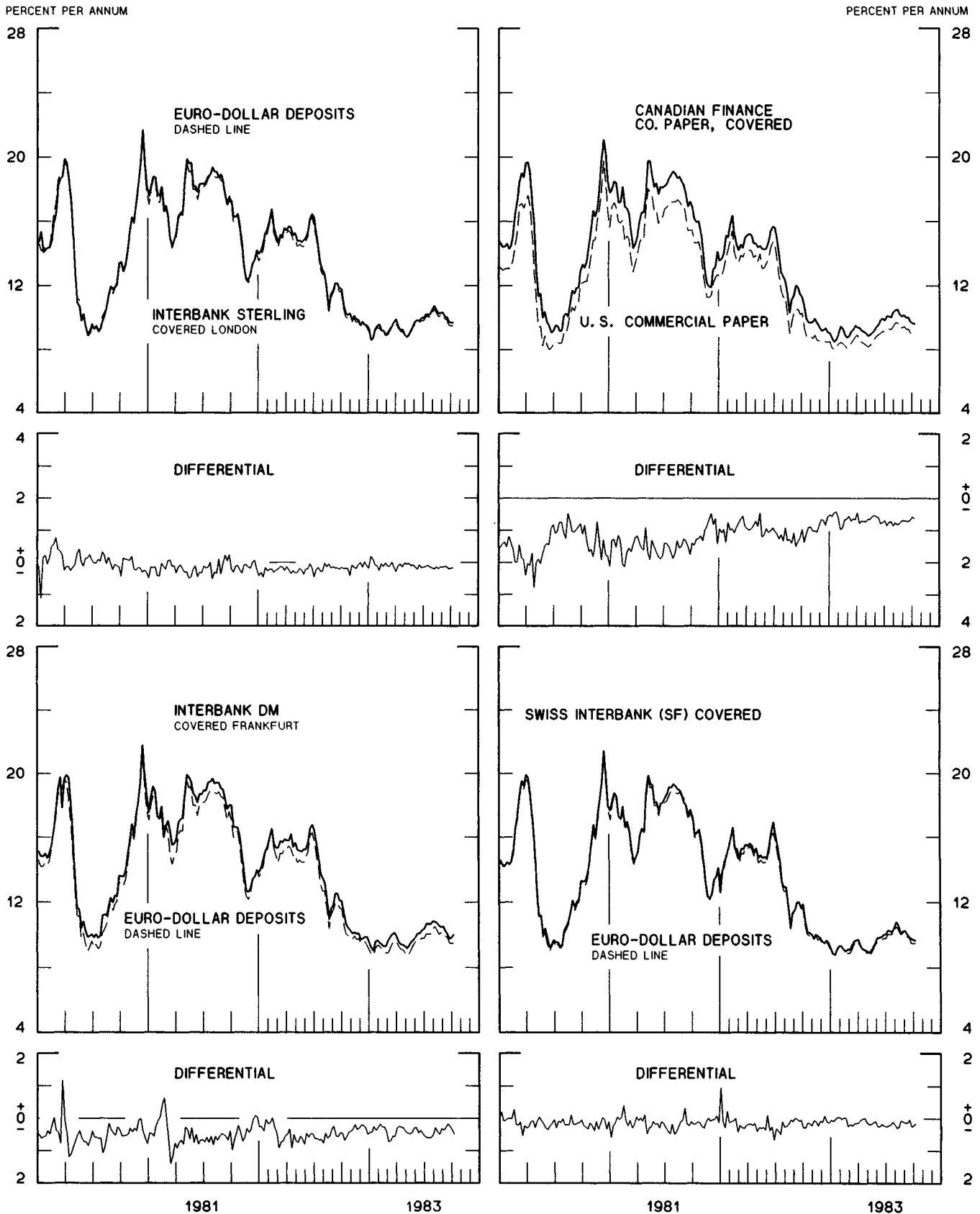


CHART 9
LONG-TERM GOVERNMENT BOND YIELDS
 WEEKLY SERIES

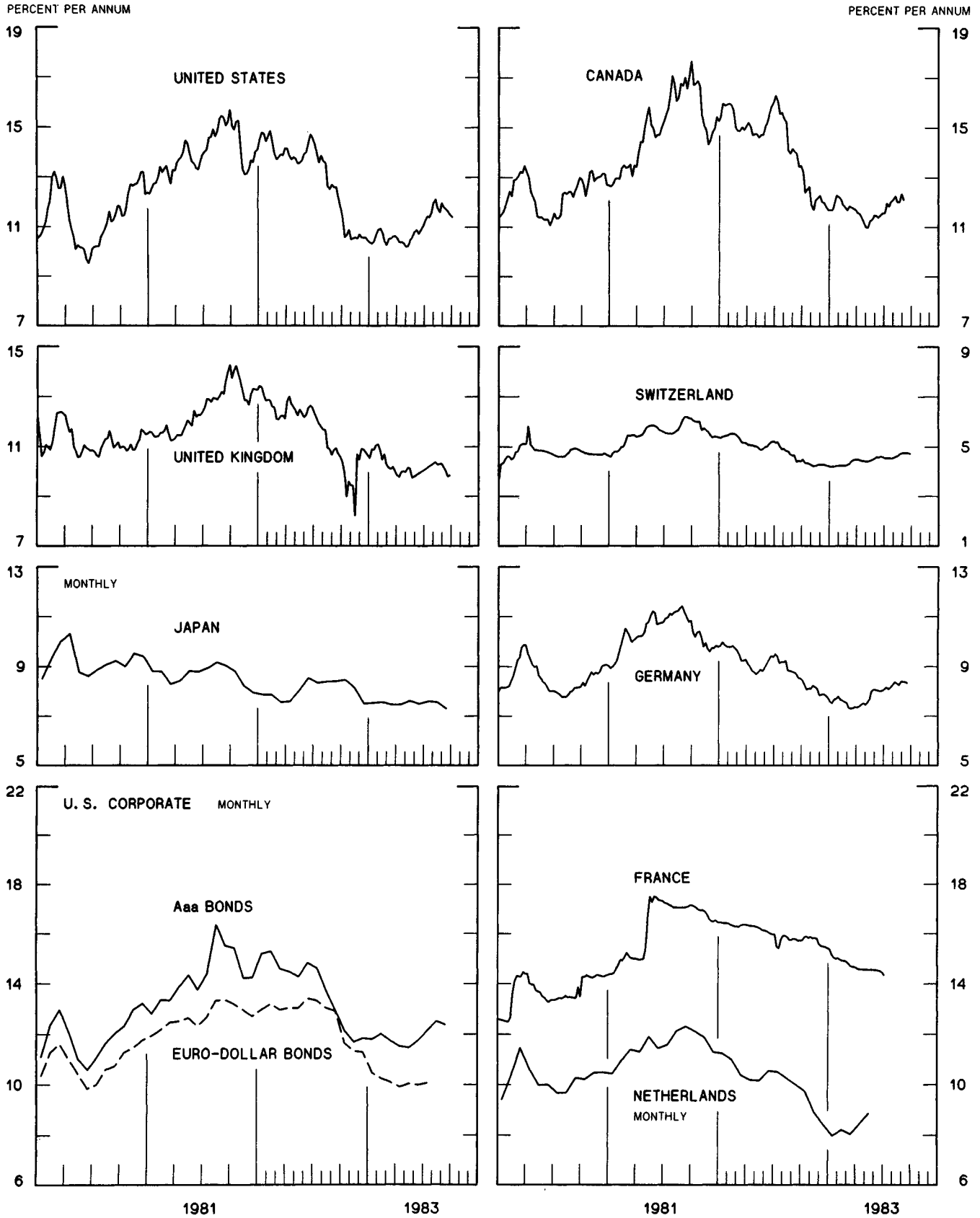
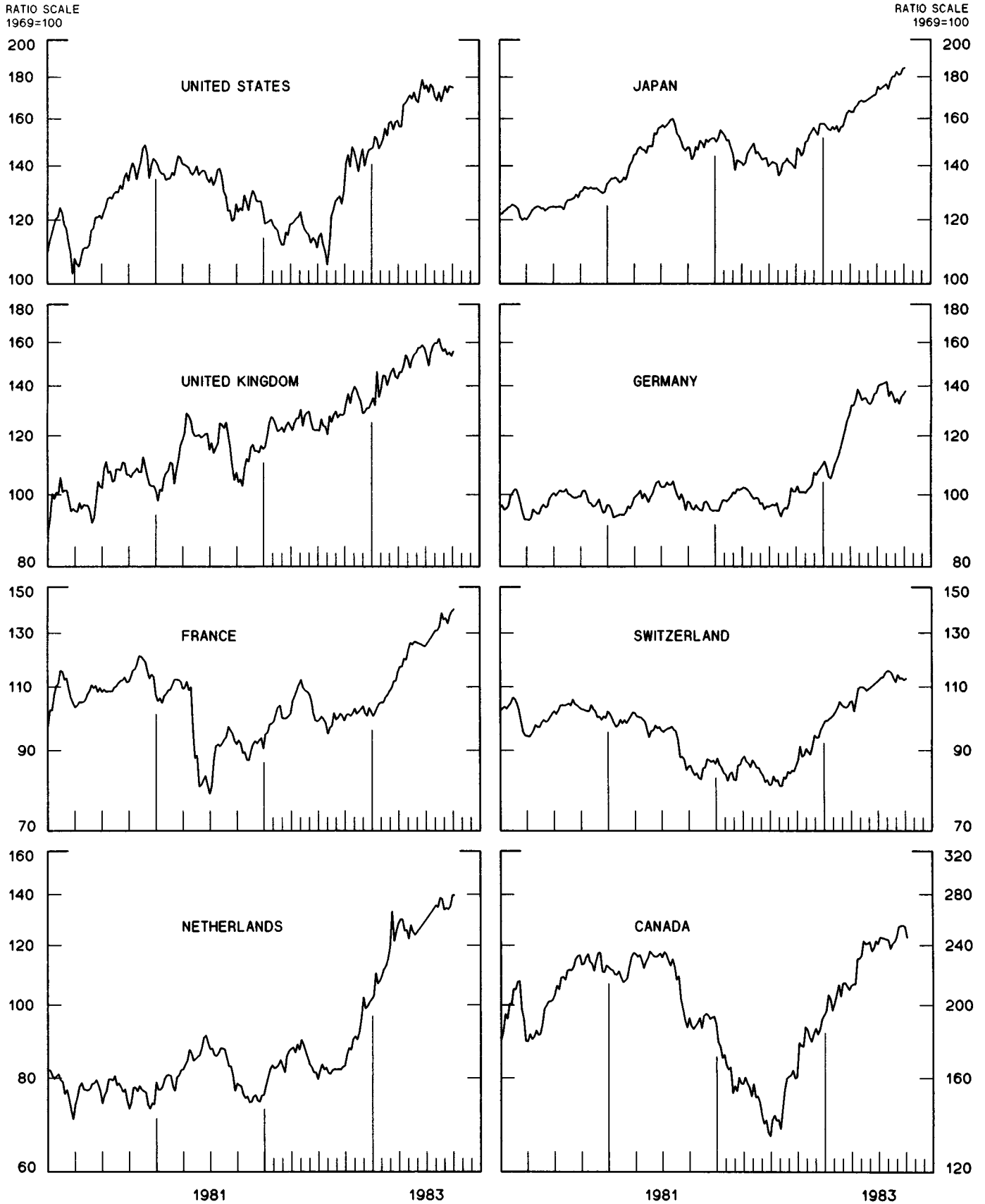


CHART 10
INDUSTRIAL STOCK INDICES
 WEEKLY SERIES



SERIES NAME

LAST VALUE PLOTTED
DATE VALUE

CHART 1. SPOT EXCHANGE RATES AND INDICES

WEEKLY AVERAGES, NOON BUYING RATES (U.S. CENTS)

GERMAN MARK	OCT. 12	38.65
JAPANESE YEN	OCT. 12	0.43031
DUTCH GUILDER	OCT. 12	34.45
U.K. POUND	OCT. 12	150.28
CANADIAN DOLLAR	OCT. 12	81.21
FRENCH FRANC	OCT. 12	12.62
SWISS FRANC	OCT. 12	47.58
BELGIAN FRANC	OCT. 12	1.89670
ITALIAN LIRA	OCT. 12	0.06352

INDICES, MARCH 1973 BASE RATES = 100

GERMAN MARK	OCT. 12	108.74
JAPANESE YEN	OCT. 12	112.67
DUTCH GUILDER	OCT. 12	98.90
U.K. POUND	OCT. 12	60.78
CANADIAN DOLLAR	OCT. 12	80.94
FRENCH FRANC	OCT. 12	56.86
SWISS FRANC	OCT. 12	153.06
BELGIAN FRANC	OCT. 12	74.74
ITALIAN LIRA	OCT. 12	36.09

WEIGHTED AVERAGE EXCHANGE VALUE INDICES, MAR 1973 = 100
(G-10 COUNTRIES PLUS SWITZERLAND)

U.S. DOLLAR	OCT. 12	126.97
GERMAN MARK	OCT. 12	138.40
JAPANESE YEN	OCT. 12	141.06
DUTCH GUILDER	OCT. 12	120.82
U.K. POUND	OCT. 12	71.03
CANADIAN DOLLAR	OCT. 12	97.50
FRENCH FRANC	OCT. 12	65.71
SWISS FRANC	OCT. 12	187.99
BELGIAN FRANC	OCT. 12	89.70
ITALIAN LIRA	OCT. 12	40.86
SWEDISH KRONA	OCT. 12	68.03

CHART 2. 3-MONTH FORWARD EXCHANGE RATES, PREMIUM OR DISCOUNT

CANADIAN DOLLAR	OCT. 12	0.28
U.K. POUND	OCT. 12	0.32
GERMAN MARK	OCT. 12	3.82
FRENCH FRANC	OCT. 12	-5.63
SWISS FRANC	OCT. 12	5.67
DUTCH GUILDER	OCT. 12	3.51
JAPANESE YEN	OCT. 12	3.02
ITALIAN LIRA	OCT. 12	-8.63

SERIES NAME	LAST VALUE PLOTTI DATE	VALUE
CHART 3. GOLD PRICE IN LONDON, AFTERNOON FIXING		
U.S. DOLLARS PER FINE OUNCE	OCT. 12	397.23
CHART 4. CALL MONEY RATES		
U.S. FEDERAL FUNDS	OCT. 12	9.46
OVERNIGHT EURO-DOLLAR DEPCSITS	OCT. 12	9.48
U.K.	OCT. 7	9.00
CANADA	SEPT. 9	9.46
GERMANY	OCT. 7	5.50
EURC-DM	OCT. 14	5.44
JAPAN	OCT. 7	6.69
FRANCE	OCT. 7	12.75
NETHERLANDS	JAN. 1	10.30
EURO-SWISS FRANC	OCT. 14	2.05
CHART 5. 3-MONTH INTEREST RATES		
U.S. 90-DAY CD'S, SECNDARY MARKET	OCT. 12	9.18
GERMAN INTERBANK LOAN	OCT. 12	6.11
JAPANESE BANK LOANS & DISCOUNTS	OCT. 12	6.81
CANADIAN FINANCE PAPER	OCT. 12	9.32
INTERBANK STERLING	OCT. 12	9.34
SWISS INTERBANK LOAN	OCT. 12	3.92
WEIGHTED AVERAGE FOREIGN INTEREST RATE (G-10 COUNIRIES PLUS SWITZERLAND)	OCT. 12	8.46
CHART 6. EURO-DOLLAR DEPOSIT RATES: LONDON		
OVERNIGHT	OCT. 12	9.48
7-DAY	OCT. 12	9.45
1-MONTH	OCT. 12	9.40
3-MONTH	OCT. 12	9.50
6-MONTH	OCT. 12	9.61
1-YEAR	OCT. 12	9.89
CHART 7. SELECTED EURO-DOLLAR AND U.S. MONEY MARKET RATES		
OVERNIGHT EURO-DOLLAR DEPCSITS	OCT. 12	9.48
U.S. FEDERAL FUNDS	OCT. 12	9.46
DIFFERENTIAL ADJ. FOR RESERVE REQUIREMENTS	OCT. 12	0.02
3-MONTH EURC-DOLLAR DEPCSIT RATE	OCT. 12	9.50
U.S. 90-DAY CD'S, SECONDARY MARKET	OCT. 12	9.18
DIFFERENTIAL	OCT. 12	0.32

SERIES NAME	LAST VALUE PLOTTED	
	DATE	VALUE
CHART 8. INTEREST ARBITRAGE, 3-MONTH FUNDS		
EURO-DOLLAR DEPOSIT	OCT. 12	9.50
INTERBANK STERLING (LONDON), COVERED	OCT. 12	9.67
DIFFERENTIAL	OCT. 12	-0.17
U.S. COMMERCIAL PAPER	OCT. 12	8.97
CANADIAN FINANCE PAPER, COVERED	OCT. 12	9.61
DIFFERENTIAL	OCT. 12	-0.64
EURC-DOLLAR DEPOSIT	OCT. 12	9.50
INTERBANK DM (FRANKFURT), COVERED	OCT. 12	9.99
DIFFERENTIAL	OCT. 12	-0.49
EURG-DOLLAR DEPOSIT	OCT. 12	9.50
SWISS INTERBANK, COVERED	OCT. 12	9.65
DIFFERENTIAL	OCT. 12	-0.15
CHART 9. LONG TERM GOVERNMENT BOND YIELDS		
UNITED STATES	OCT. 7	11.38
GERMANY	SEPT. 23	8.32
JAPAN (MONTHLY)	SEPT.	7.29
SWITZERLAND	SEPT. 30	4.70
CANADA	SEPT. 9	12.09
FRANCE	JULY 8	14.32
NETHERLANDS (MONTHLY)	MAY	8.85
UNITED KINGDOM	SEPT. 30	9.84
U. S. CORPORATE		
AAA BONDS	SEPT.	12.37
EURO-DOLLAR BONDS	JULY	10.06
CHART 10. STOCK INDICES		
UNITED STATES	OCT. 5	174.54
UNITED KINGDOM	OCT. 5	155.61
CANADA	OCT. 5	245.50
GERMANY	OCT. 5	137.76
SWITZERLAND	OCT. 5	112.80
NETHERLANDS	OCT. 5	139.56
FRANCE	OCT. 5	139.87
JAPAN	OCT. 5	184.48