

Selected Interest & Exchange Rates

Weekly Series of Charts

September 6, 1983

**Prepared by the
FINANCIAL MARKETS
SECTION**

**DIVISION OF
INTERNATIONAL FINANCE**

**BOARD OF GOVERNORS
FEDERAL RESERVE SYSTEM
Washington, D.C. 20551**

Table of Contents

TABLES

1. LATEST FIGURES PLOTTED
2. DAILY CERTIFIED SPOT EXCHANGE RATES-- H.10 RELEASE

CHARTS

1. SPOT EXCHANGE RATE INDICES
2. 3-MONTH FORWARD EXCHANGE RATES
3. GOLD PRICE--LONDON
4. CALL MONEY RATES
5. 3-MONTH INTEREST RATES
6. EURO-DOLLAR DEPOSIT RATES
7. SELECTED EURO-DOLLAR AND U.S. MONEY MARKET RATES
8. INTEREST ARBITRAGE: 3-MONTH FUNDS
9. LONG-TERM GOVERNMENT BOND YIELDS
10. INDUSTRIAL STOCK INDICES

SUBSCRIPTION RATES:

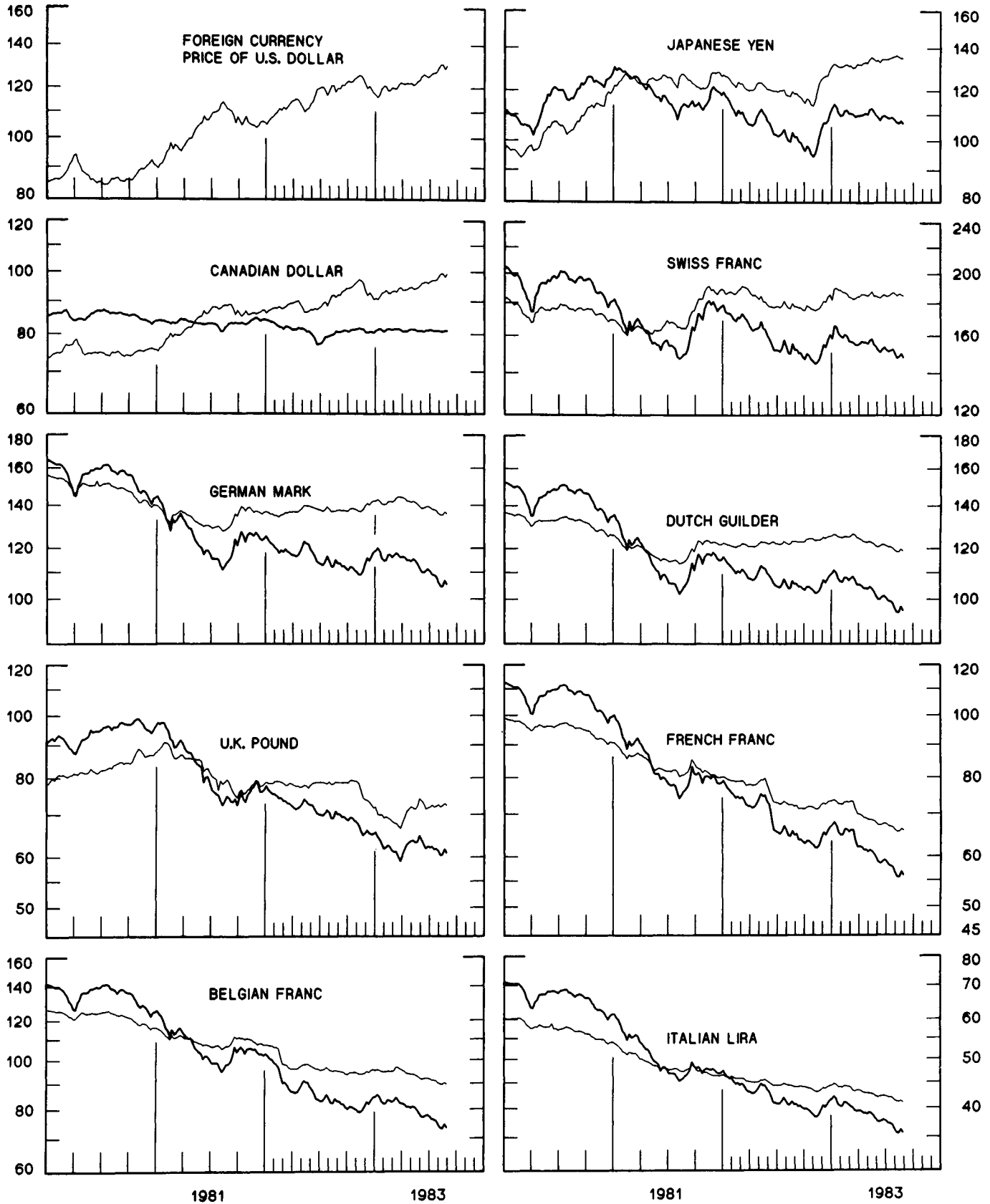
Weekly \$15.00 per year or \$.40 each in the United States, its possessions, Canada, and Mexico; 10 or more of the same issue to one address, \$13.50 per year or \$.35 each. Elsewhere, \$20.00 per year or \$.50 each. Address requests to Publications Services, Division of Administrative Services, and make payment remittance payable to the order of the Board of Governors of the Federal Reserve System in a form collectible at par in U.S. Currency.

SPOT EXCHANGE INDICES

DOLLAR PRICES OF FOREIGN CURRENCIES AND WEIGHTED AVERAGE VALUES (THIN LINE)
AVERAGES FOR WEEK ENDING WEDNESDAY

RATIO SCALE
MARCH 1973=100

RATIO SCALE
MARCH 1973=100



3-MONTH FORWARD EXCHANGE RATES

PREMIUM (+) OR (-)
AVERAGES FOR WEEK ENDING WEDNESDAY

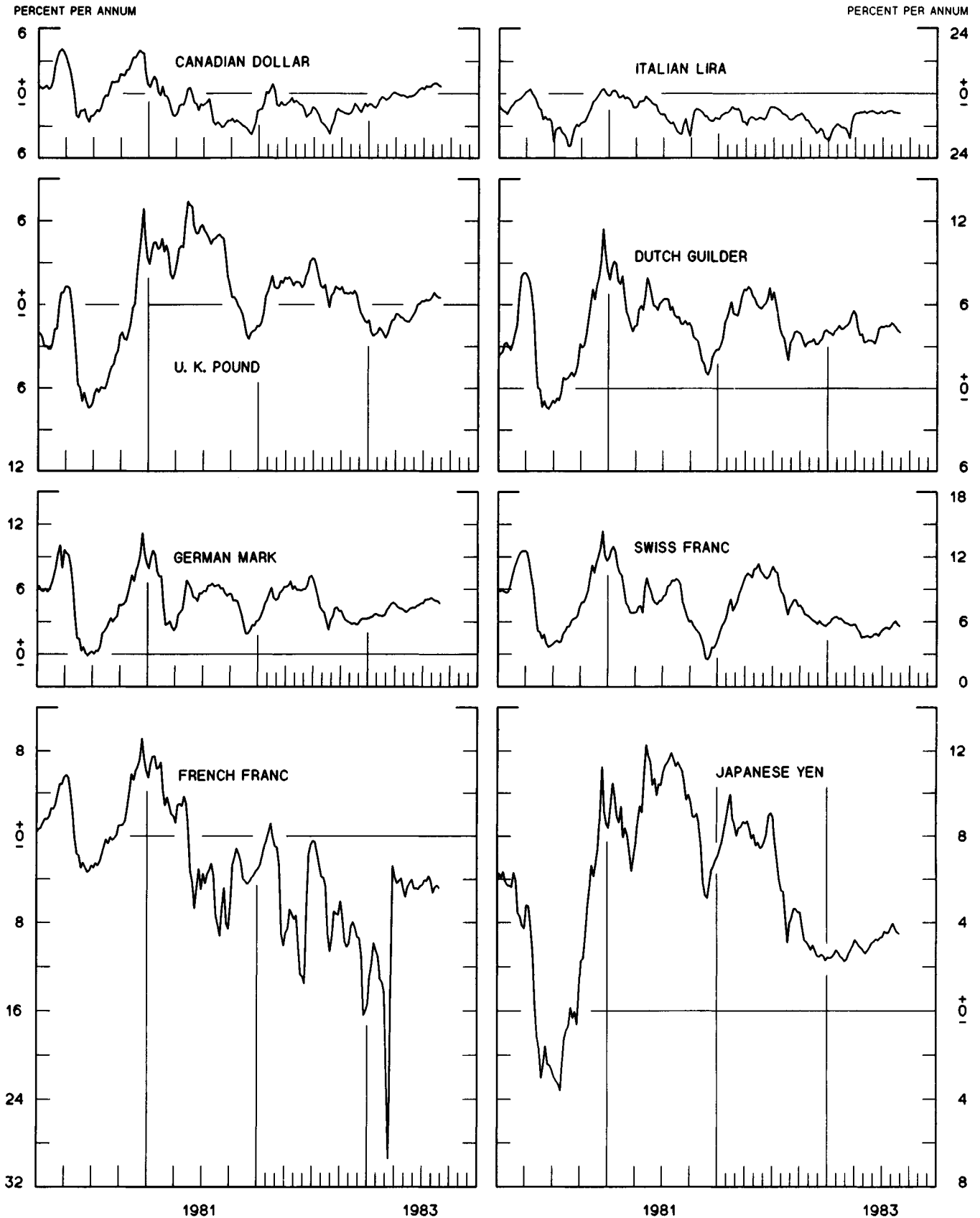


CHART 3
PRICE OF GOLD IN LONDON
AVERAGES FOR WEEK ENDING WEDNESDAY



CHART 4
CALL MONEY RATES
 WEEKLY SERIES

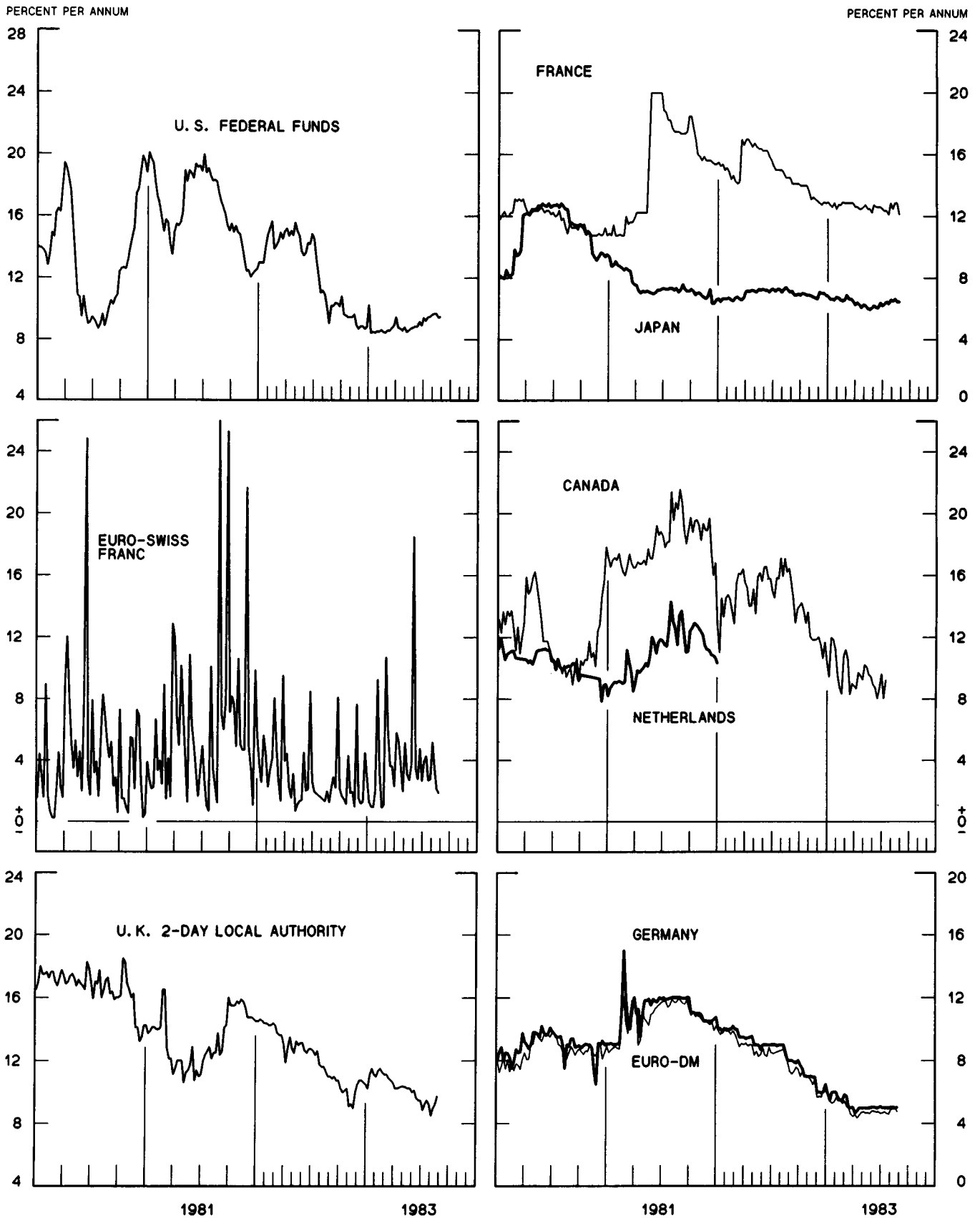


CHART 5
3-MONTH INTEREST RATES
 WEEKLY SERIES

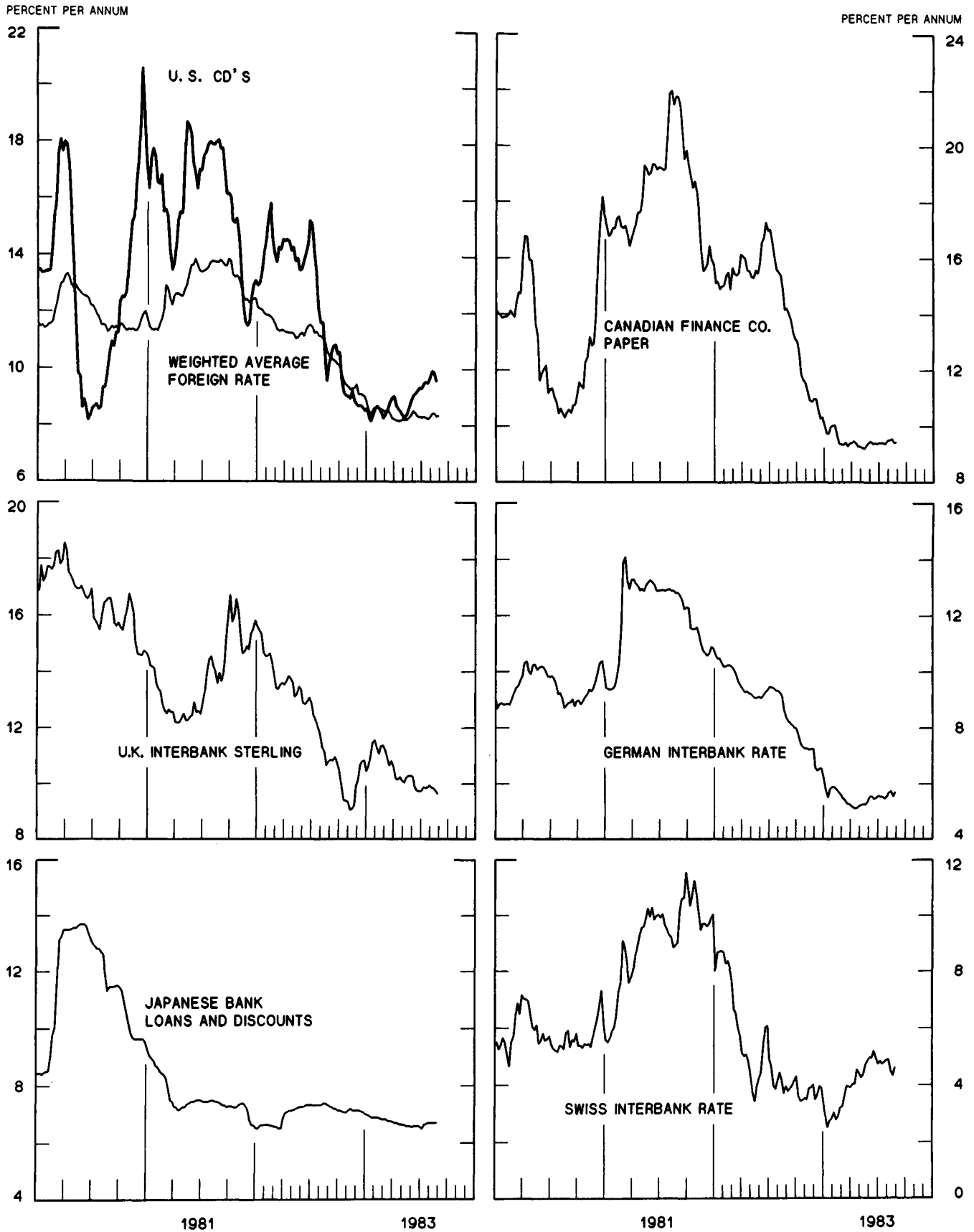


CHART 6
 EURO-DOLLAR DEPOSIT RATES LONDON
 AVERAGES FOR WEEK ENDING WEDNESDAY

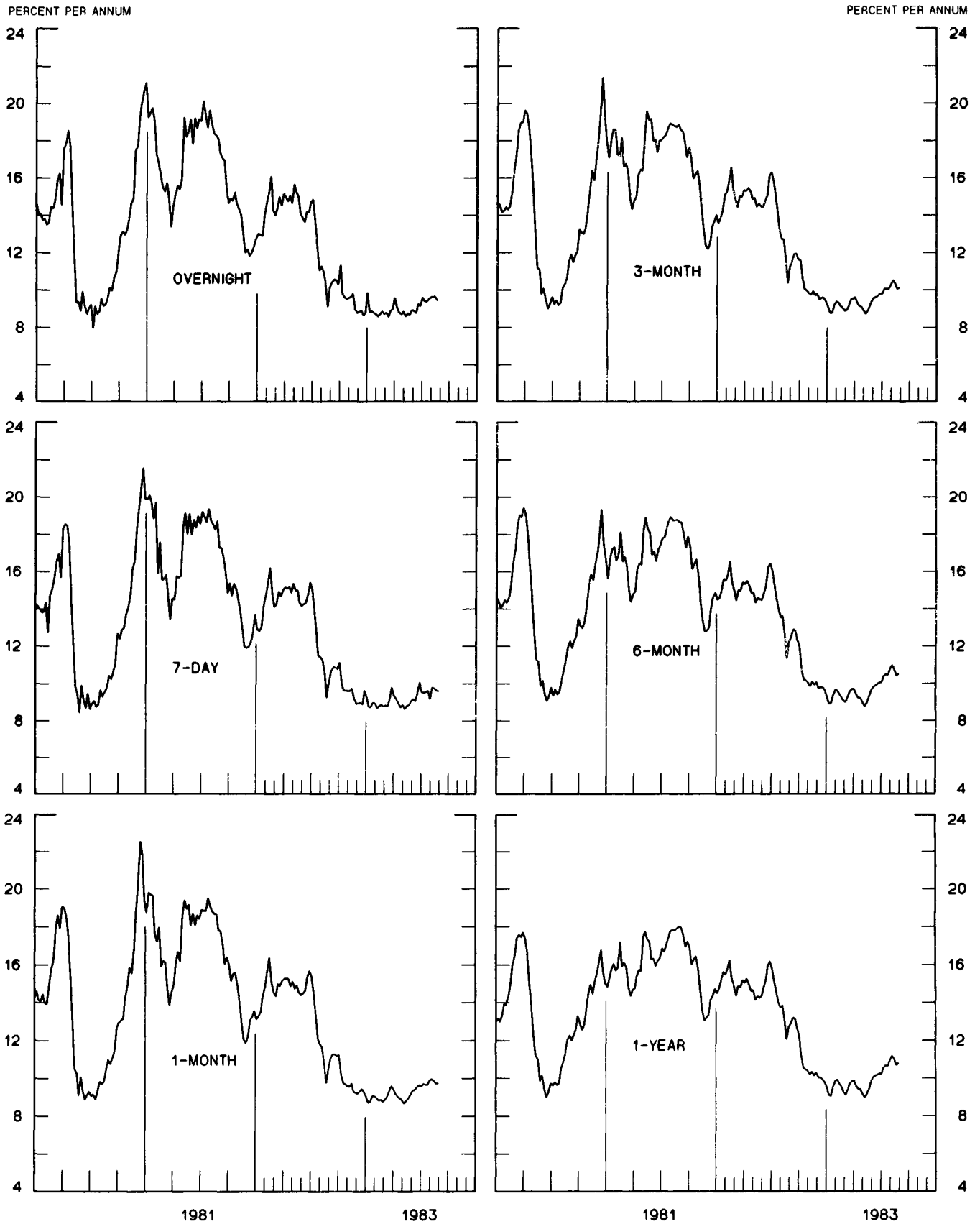
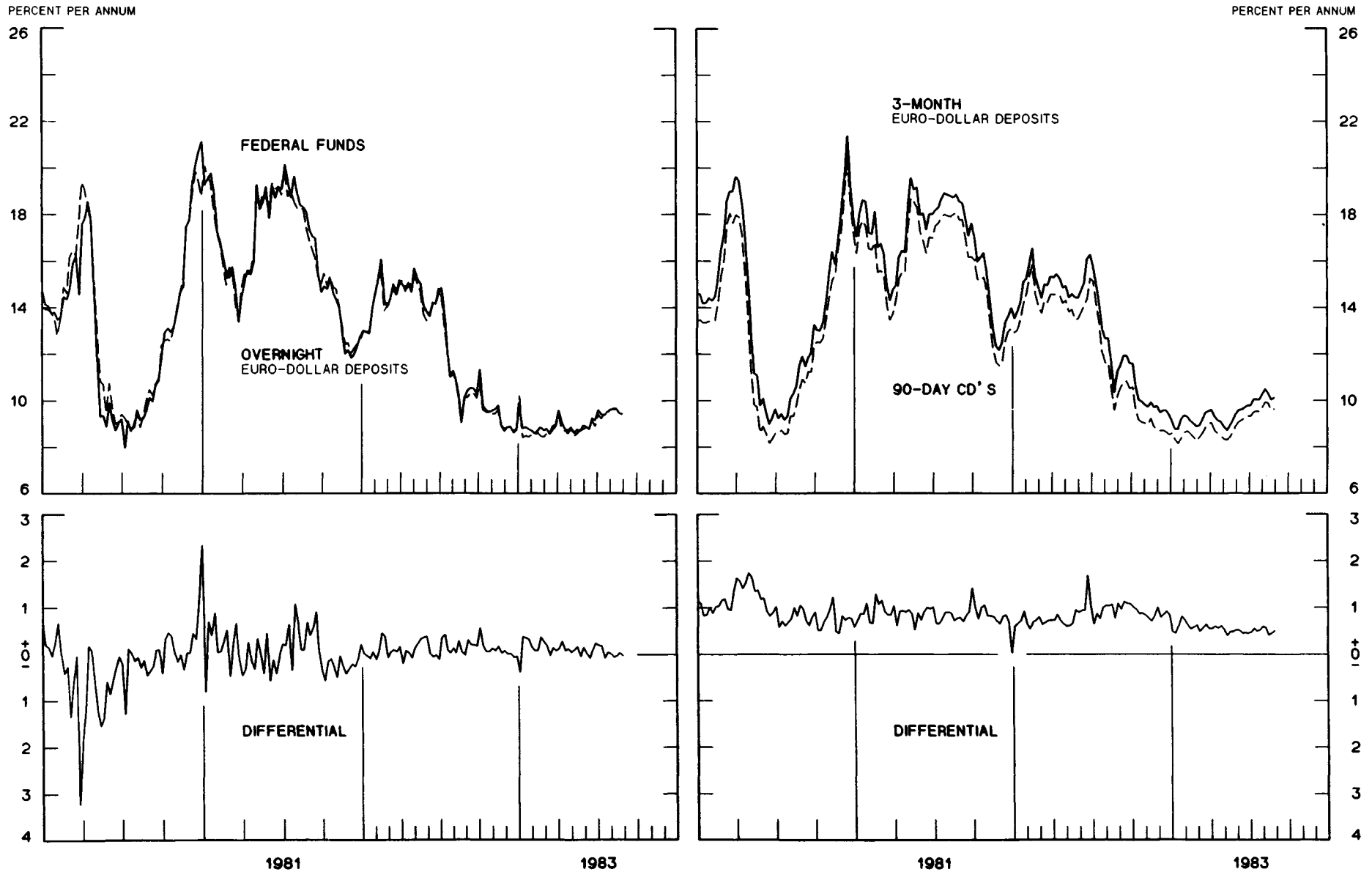


CHART 7
SELECTED EURO-DOLLAR AND U. S. MONEY MARKET RATES

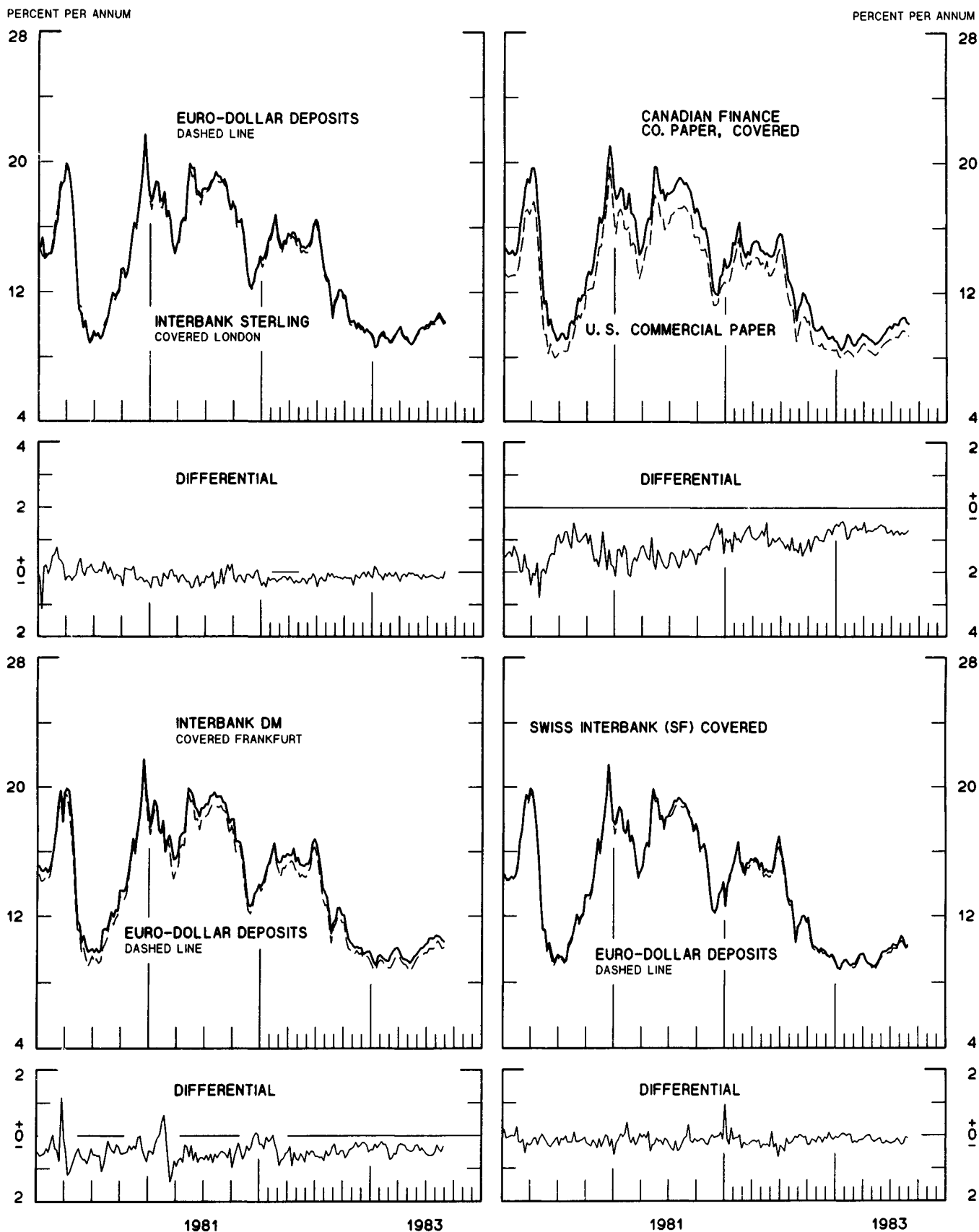
DIFFERENTIAL: PLUS(+), FAVORS BORROWING IN U. S.
 AVERAGES FOR WEEK ENDING WEDNESDAY



1 PERCENT ON DIFFERENTIAL SCALE = 2 PERCENT ON RATE SCALE

INTEREST ARBITRAGE: 3-MONTH FUNDS

DIFFERENTIAL: PLUS(+), INDICATES FAVOR DOLLAR ASSETS
 AVERAGES FOR WEEK ENDING WEDNESDAY



1 PERCENT ON DIFFERENTIAL SCALE = 2 PERCENT ON RATE SCALE

CHART 9
LONG-TERM GOVERNMENT BOND YIELDS
 WEEKLY SERIES

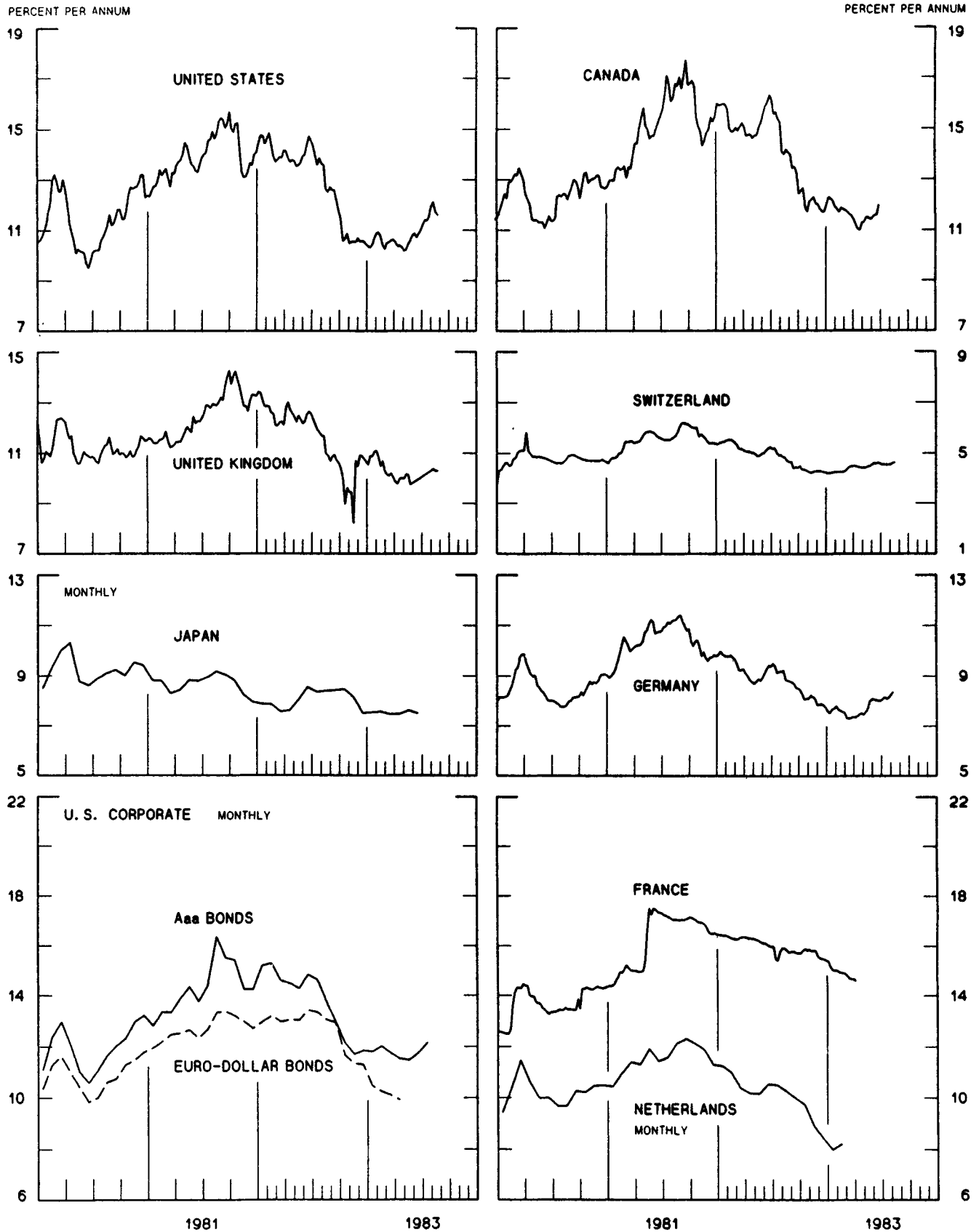
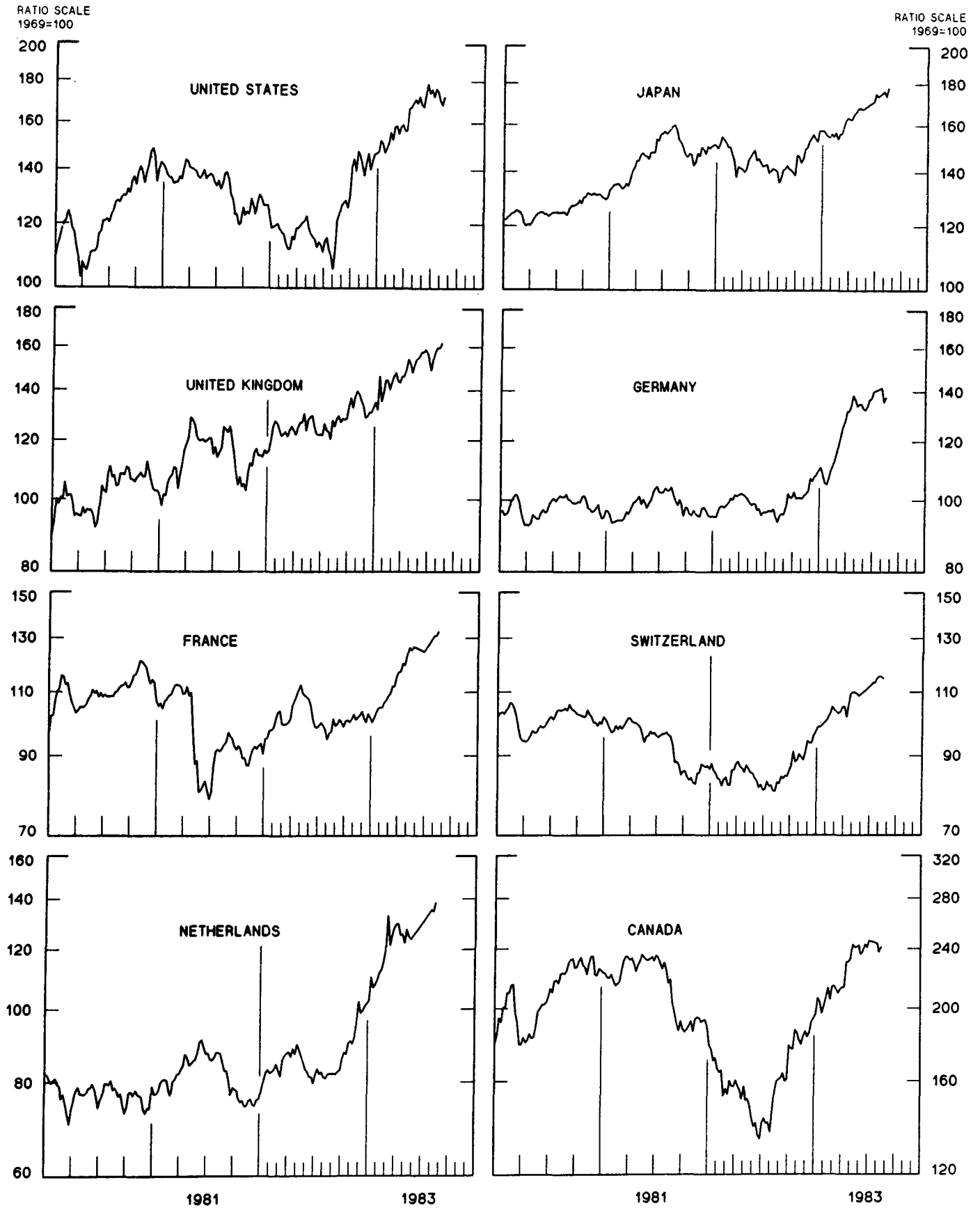


CHART 10
INDUSTRIAL STOCK INDICES
WEEKLY SERIES



SERIES NAME

LAST VALUE PLOTTED
DATE VALUE

CHART 1. SPOT EXCHANGE RATES AND INDICES

WEEKLY AVERAGES, NOON BUYING RATES (U.S. CENTS)

GERMAN MARK	AUG. 31	37.41
JAPANESE YEN	AUG. 31	0.40728
DUTCH GUILDER	AUG. 31	33.40
U.K. POUND	AUG. 31	150.09
CANADIAN DOLLAR	AUG. 31	81.20
FRENCH FRANC	AUG. 31	12.43
SWISS FRANC	AUG. 31	46.01
BELGIAN FRANC	AUG. 31	1.86023
ITALIAN LIRA	AUG. 31	0.06263

INDICES, MARCH 1973 BASE RATES = 100

GERMAN MARK	AUG. 31	105.23
JAPANESE YEN	AUG. 31	106.64
DUTCH GUILDER	AUG. 31	95.89
U.K. POUND	AUG. 31	60.70
CANADIAN DOLLAR	AUG. 31	80.93
FRENCH FRANC	AUG. 31	56.01
SWISS FRANC	AUG. 31	148.02
BELGIAN FRANC	AUG. 31	73.30
ITALIAN LIRA	AUG. 31	35.58

WEIGHTED AVERAGE EXCHANGE VALUE INDICES, MAR 1973 = 100
(G-10 COUNTRIES PLUS SWITZERLAND)

U.S. DOLLAR	AUG. 31	129.97
GERMAN MARK	AUG. 31	136.03
JAPANESE YEN	AUG. 31	135.39
DUTCH GUILDER	AUG. 31	119.22
U.K. POUND	AUG. 31	72.38
CANADIAN DOLLAR	AUG. 31	99.43
FRENCH FRANC	AUG. 31	65.95
SWISS FRANC	AUG. 31	185.10
BELGIAN FRANC	AUG. 31	89.60
ITALIAN LIRA	AUG. 31	41.05
SWEDISH KRONA	AUG. 31	68.20

CHART 2. 3-MONTH FORWARD EXCHANGE RATES, PREMIUM OR DISCOUNT

CANADIAN DOLLAR	AUG. 31	0.62
U.K. POUND	AUG. 31	0.46
GERMAN MARK	AUG. 31	4.67
FRENCH FRANC	AUG. 31	-4.84
SWISS FRANC	AUG. 31	5.55
DUTCH GUILDER	AUG. 31	4.01
JAPANESE YEN	AUG. 31	3.49
ITALIAN LIRA	AUG. 31	-7.36

SERIES NAME	LAST VALUE PLOTTED	
	DATE	VALUE
CHART 3. GOLD PRICE IN LONDON, AFTERNOON FIXING		
U.S. DOLLARS PER FINE OUNCE	AUG. 31	418.15
CHART 4. CALL MONEY RATES		
U.S. FEDERAL FUNDS	AUG. 31	9.44
OVERNIGHT EURO-DOLLAR DEPCSITS	AUG. 31	9.41
U. K.	AUG. 26	9.75
CANADA	JULY 15	9.23
GERMANY	AUG. 26	5.05
EURO-DM	SEPT. 2	17.39
JAPAN	AUG. 26	6.44
FRANCE	AUG. 26	12.13
NETHERLANDS	JAN. 1	10.30
EURO-SWISS FRANC	SEPT. 2	8.60
CHART 5. 3-MONTH INTEREST RATES		
U.S. 90-DAY CD'S, SECONDARY MARKET	AUG. 31	9.63
GERMAN INTERBANK LOAN	AUG. 31	5.71
JAPANESE BANK LOANS & DISCOUNTS	AUG. 31	6.69
CANADIAN FINANCE PAPER	AUG. 31	9.44
INTERBANK STERLING	AUG. 31	9.80
SWISS INTERBANK LOAN	AUG. 31	4.60
WEIGHTED AVERAGE FOREIGN INTEREST RATE (G-10 COUNTRIES PLUS SWITZERLAND)	AUG. 31	8.36
CHART 6. EURO-DOLLAR DEPOSIT RATES: LONDON		
OVERNIGHT	AUG. 31	9.41
7-DAY	AUG. 31	9.58
1-MONTH	AUG. 31	9.73
3-MONTH	AUG. 31	10.13
6-MONTH	AUG. 31	10.51
1-YEAR	AUG. 31	10.79
CHART 7. SELECTED EURO-DOLLAR AND U.S. MONEY MARKET RATES		
OVERNIGHT EURO-DOLLAR DEPCSITS	AUG. 31	9.41
U.S. FEDERAL FUNDS	AUG. 31	9.44
DIFFERENTIAL ADJ. FOR RESERVE REQUIREMENTS	AUG. 31	-0.03
3-MONTH EURO-DOLLAR DEPOSIT RATE	AUG. 31	10.13
U.S. 90-DAY CD'S, SECONDARY MARKET	AUG. 31	9.63
DIFFERENTIAL	AUG. 31	0.50

SERIES NAME

LAST VALUE PLOTTED
DATE VALUE

CHART 8. INTEREST ARBITRAGE, 3-MONTH FUNDS

EURO-DOLLAR DEPOSIT	AUG. 31	10.13
INTERBANK STERLING (LONDON), COVERED	AUG. 31	10.11
DIFFERENTIAL	AUG. 31	0.02
U.S. COMMERCIAL PAPER	AUG. 31	9.37
CANADIAN FINANCE PAPER, COVERED	AUG. 31	10.08
DIFFERENTIAL	AUG. 31	-0.71
EURO-DOLLAR DEPOSIT	AUG. 31	10.13
INTERBANK DM (FRANKFURT), COVERED	AUG. 31	10.44
DIFFERENTIAL	AUG. 31	-0.32
EURO-DOLLAR DEPOSIT	AUG. 31	10.13
SWISS INTERBANK, COVERED	AUG. 31	10.22
DIFFERENTIAL	AUG. 31	-0.09

CHART 9. LONG TERM GOVERNMENT BOND YIELDS

UNITED STATES	AUG. 26	11.58
GERMANY	AUG. 12	8.36
JAPAN (MONTHLY)	JUNE	7.49
SWITZERLAND	AUG. 19	4.62
CANADA	JULY 15	11.96
FRANCE	APRIL 8	14.60
NETHERLANDS (MONTHLY)	FEB.	8.20
UNITED KINGDOM	AUG. 26	10.29

U.S. CORPORATE

AAA BONDS	JULY	12.15
EURO-DOLLAR BONDS	APRIL	9.90

CHART 10. STOCK INDICES

UNITED STATES	AUG. 17	172.31
UNITED KINGDOM	AUG. 17	161.81
CANADA	AUG. 17	241.14
GERMANY	AUG. 17	137.55
SWITZERLAND	AUG. 17	114.71
NETHERLANDS	AUG. 17	138.48
FRANCE	AUG. 17	132.72
JAPAN	AUG. 17	177.81