

Selected Interest & Exchange Rates

Weekly Series of Charts

August 1, 1983

**Prepared by the
FINANCIAL MARKETS
SECTION**

**DIVISION OF
INTERNATIONAL FINANCE**

**BOARD OF GOVERNORS
FEDERAL RESERVE SYSTEM
Washington, D.C. 20551**

Table of Contents

TABLES

1. LATEST FIGURES PLOTTED
2. DAILY CERTIFIED SPOT EXCHANGE RATES--
H.10 RELEASE

CHARTS

1. SPOT EXCHANGE RATE INDICES
2. 3-MONTH FORWARD EXCHANGE RATES
3. GOLD PRICE--LONDON
4. CALL MONEY RATES
5. 3-MONTH INTEREST RATES
6. EURO-DOLLAR DEPOSIT RATES
7. SELECTED EURO-DOLLAR AND U.S. MONEY MARKET RATES
8. INTEREST ARBITRAGE: 3-MONTH FUNDS
9. LONG-TERM GOVERNMENT BOND YIELDS
10. INDUSTRIAL STOCK INDICES

SUBSCRIPTION RATES:

Weekly \$15.00 per year or \$.40 each in the United States, its possessions, Canada, and Mexico; 10 or more of the same issue to one address, \$13.50 per year or \$.35 each. Elsewhere, \$20.00 per year or \$.50 each. Address requests to Publications Services, Division of Administrative Services, and make payment remittance payable to the order of the Board of Governors of the Federal Reserve System in a form collectible at par in U.S. Currency.

CHART 1

SPOT EXCHANGE INDICES

DOLLAR PRICES OF FOREIGN CURRENCIES AND WEIGHTED AVERAGE VALUES (THIN LINE)
AVERAGES FOR WEEK ENDING WEDNESDAY

RATIO SCALE
MARCH 1973=100

RATIO SCALE
MARCH 1973=100

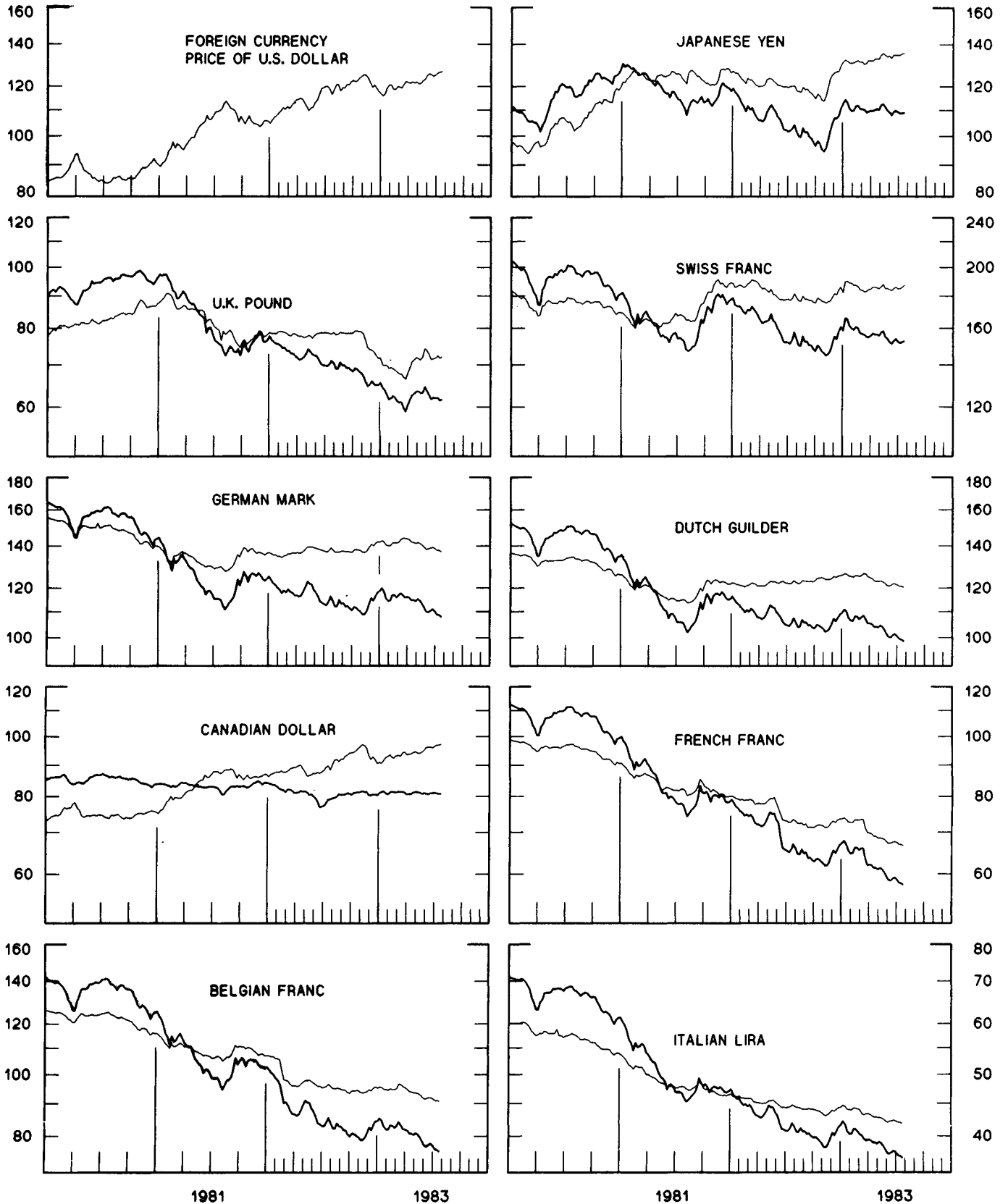


CHART 2
3-MONTH FORWARD EXCHANGE RATES

PREMIUM (+) OR (-)
 AVERAGES FOR WEEK ENDING WEDNESDAY

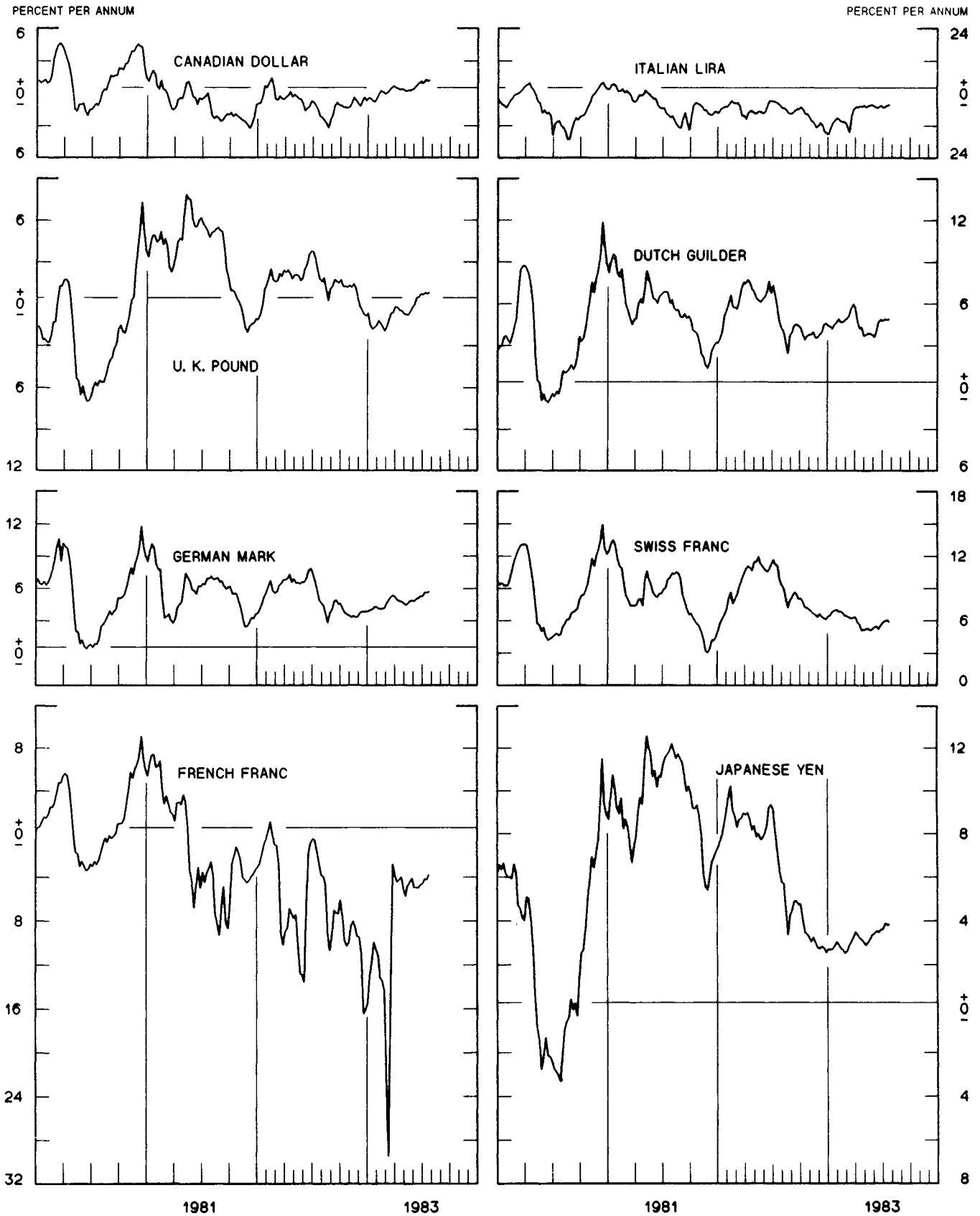


CHART 3
PRICE OF GOLD IN LONDON
AVERAGES FOR WEEK ENDING WEDNESDAY

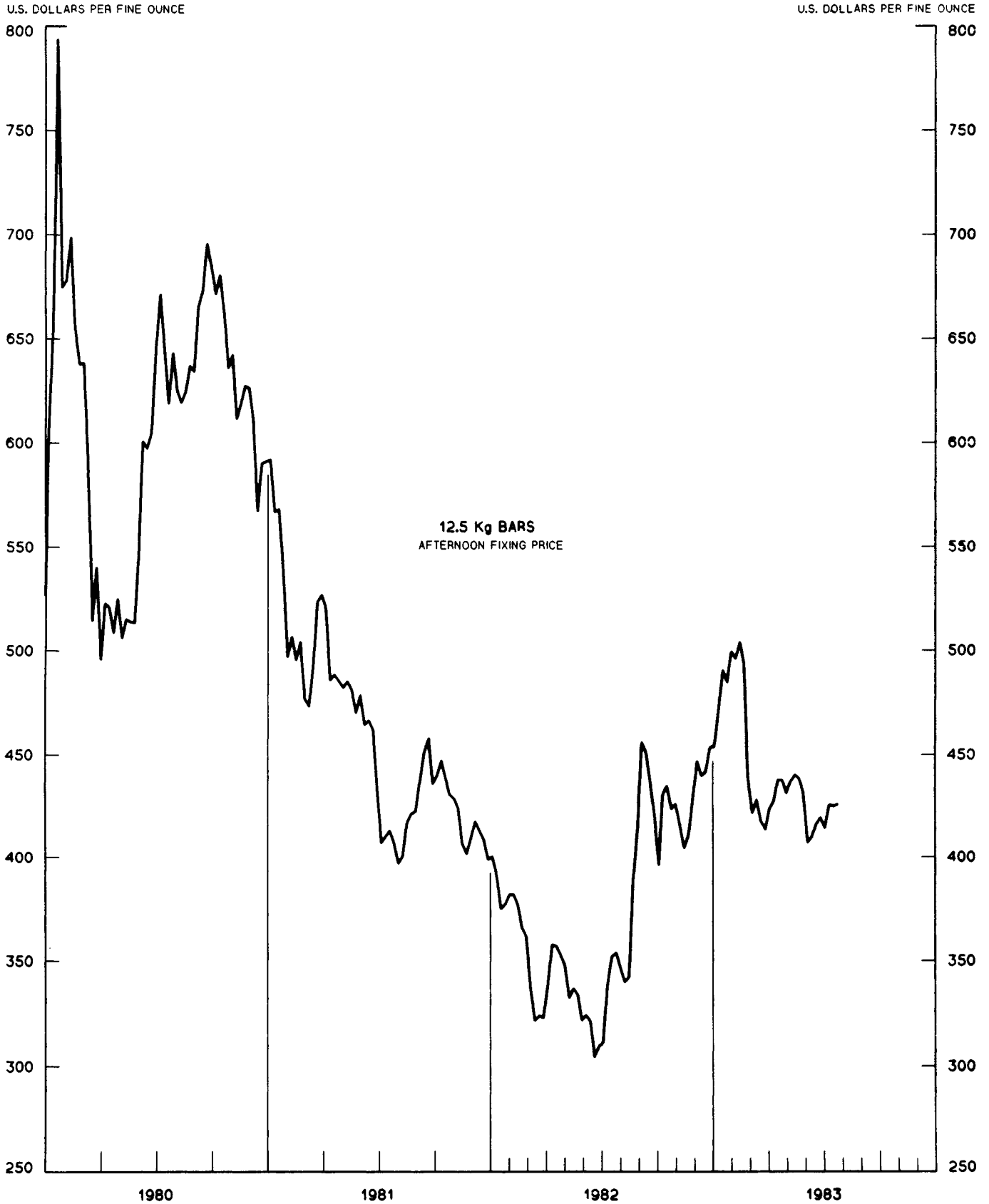


CHART 4
CALL MONEY RATES
 WEEKLY SERIES

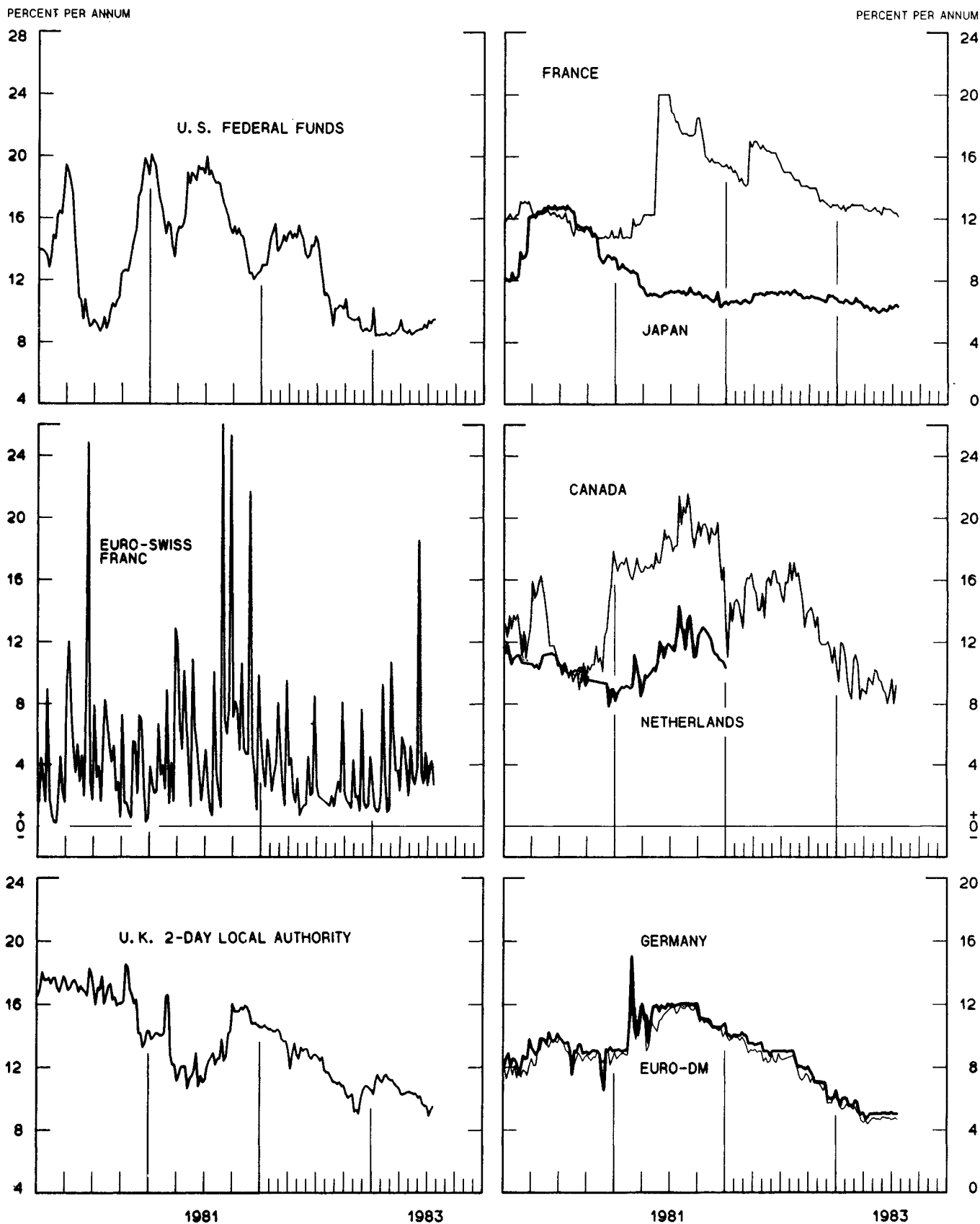


CHART 5
3-MONTH INTEREST RATES
 WEEKLY SERIES

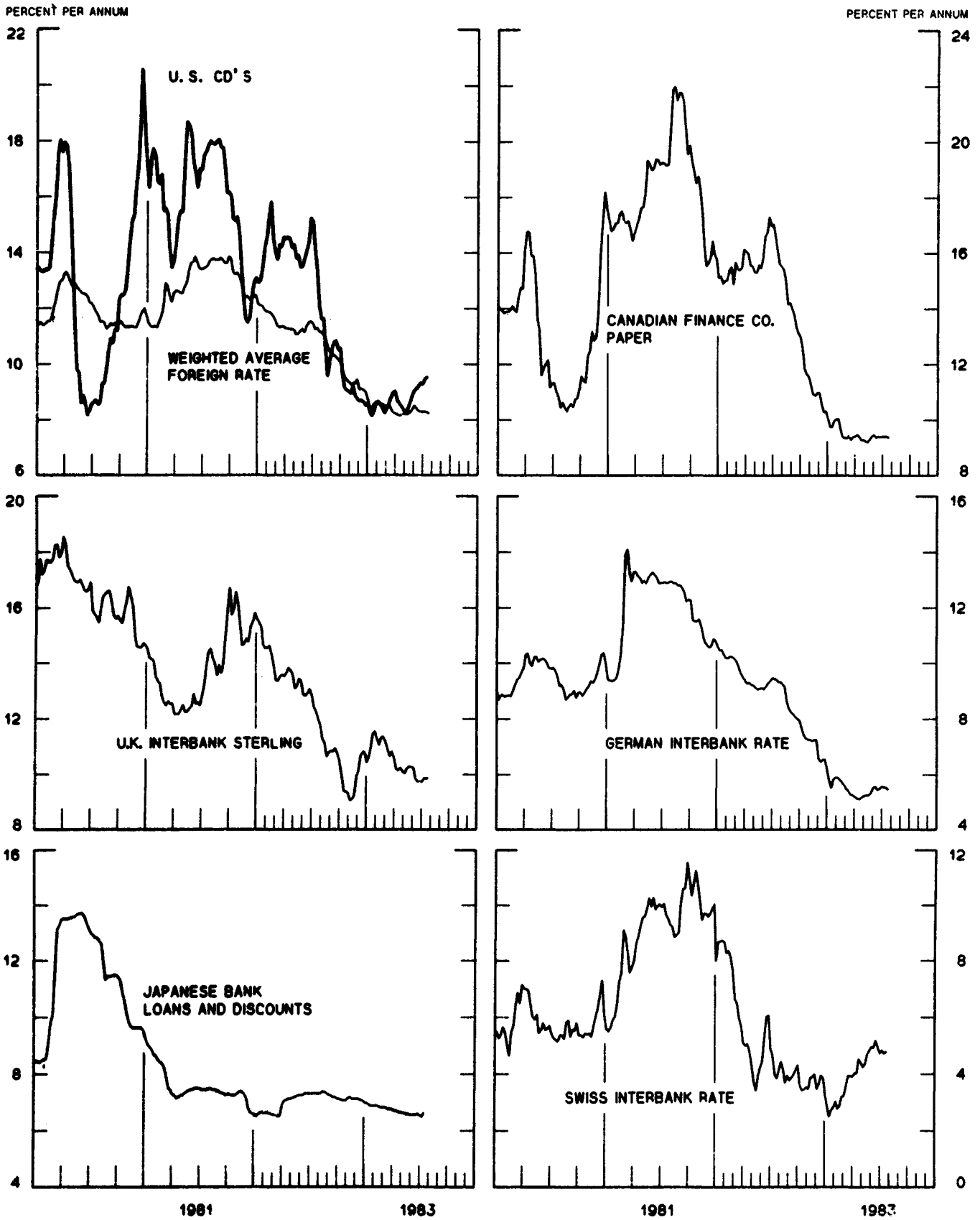


CHART 6
 EURO-DOLLAR DEPOSIT RATES LONDON
 AVERAGES FOR WEEK ENDING WEDNESDAY

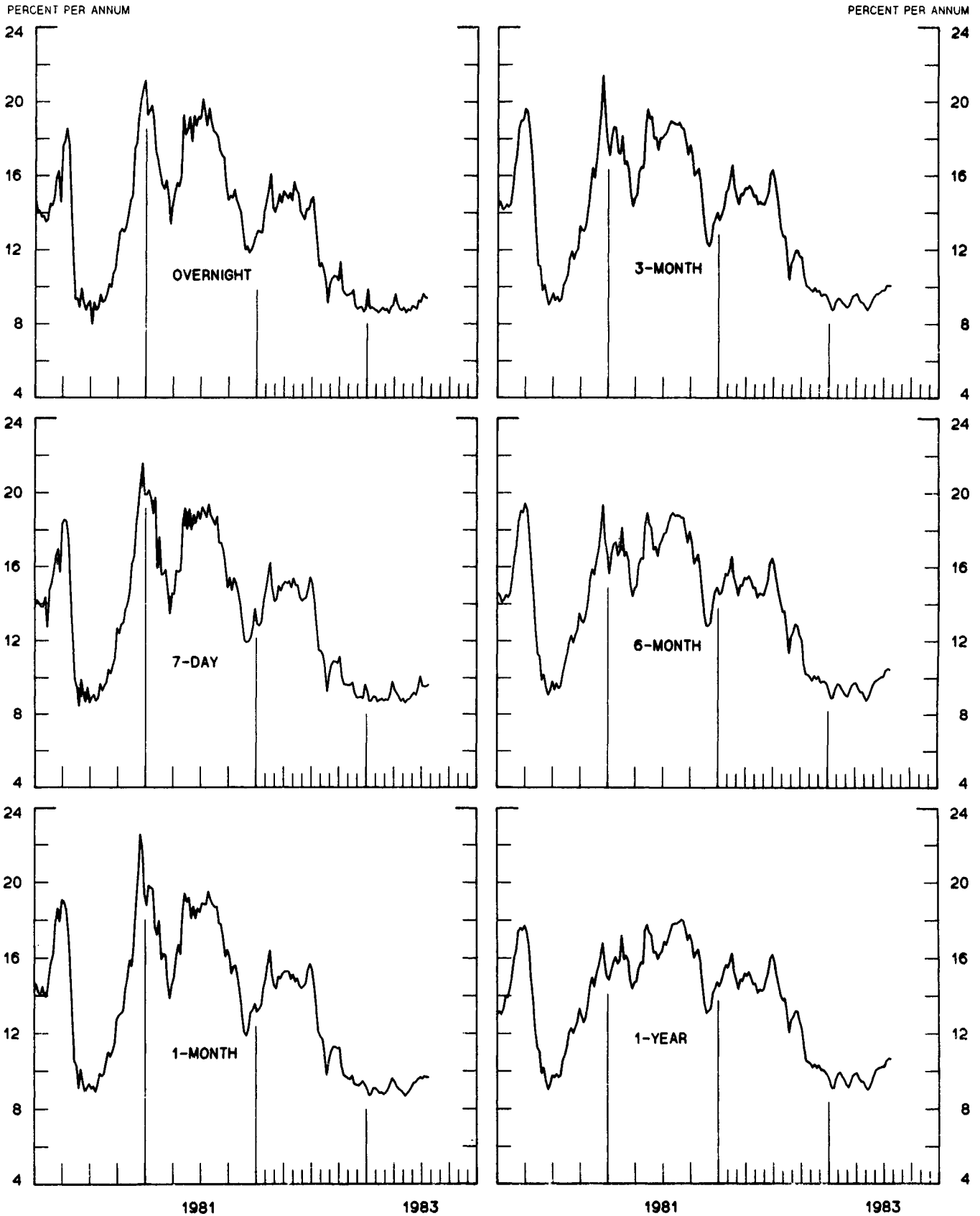
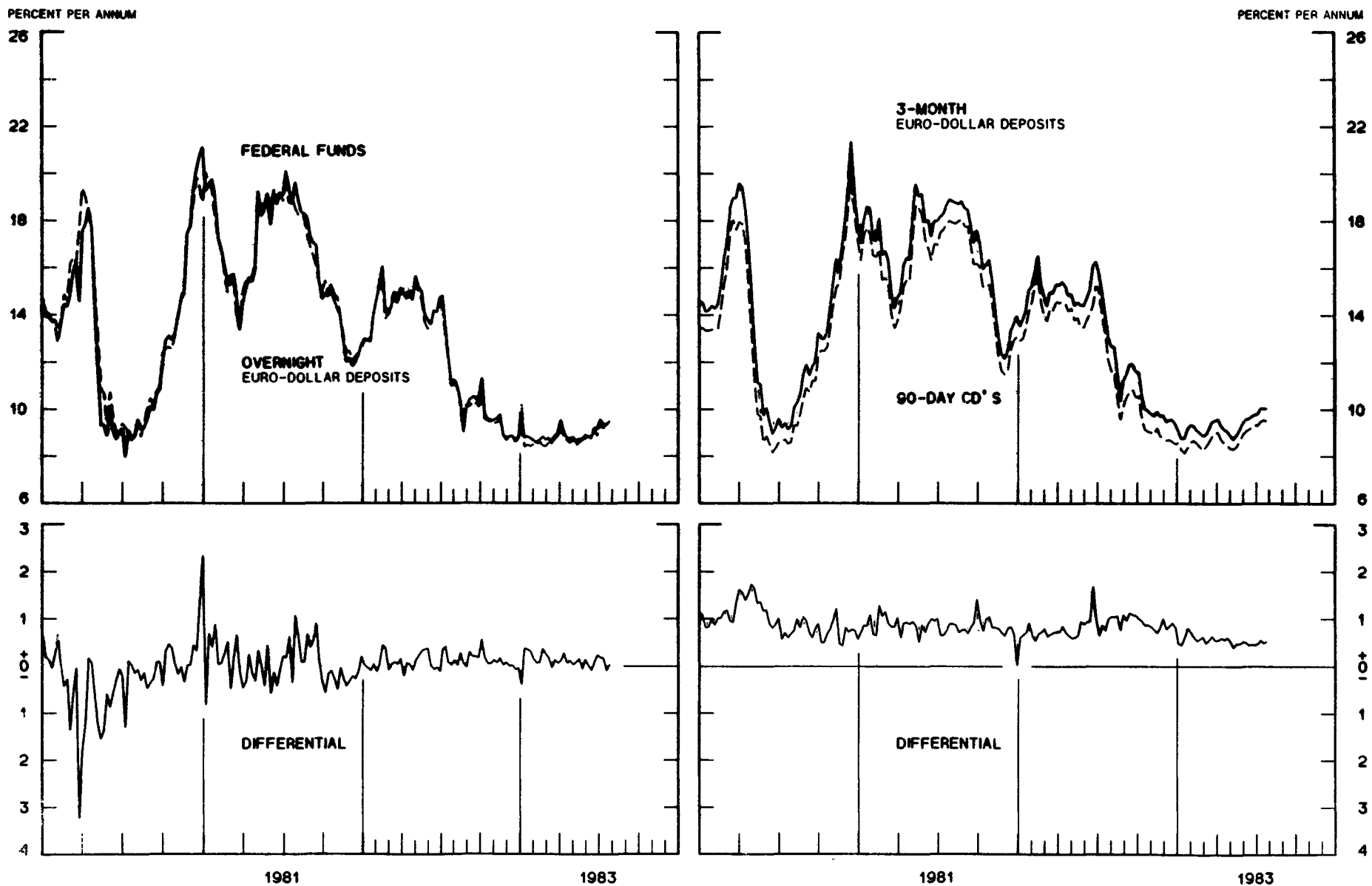


CHART 7
SELECTED EURO-DOLLAR AND U. S. MONEY MARKET RATES

DIFFERENTIAL: PLUS(+), FAVORS BORROWING IN U. S.
 AVERAGES FOR WEEK ENDING WEDNESDAY

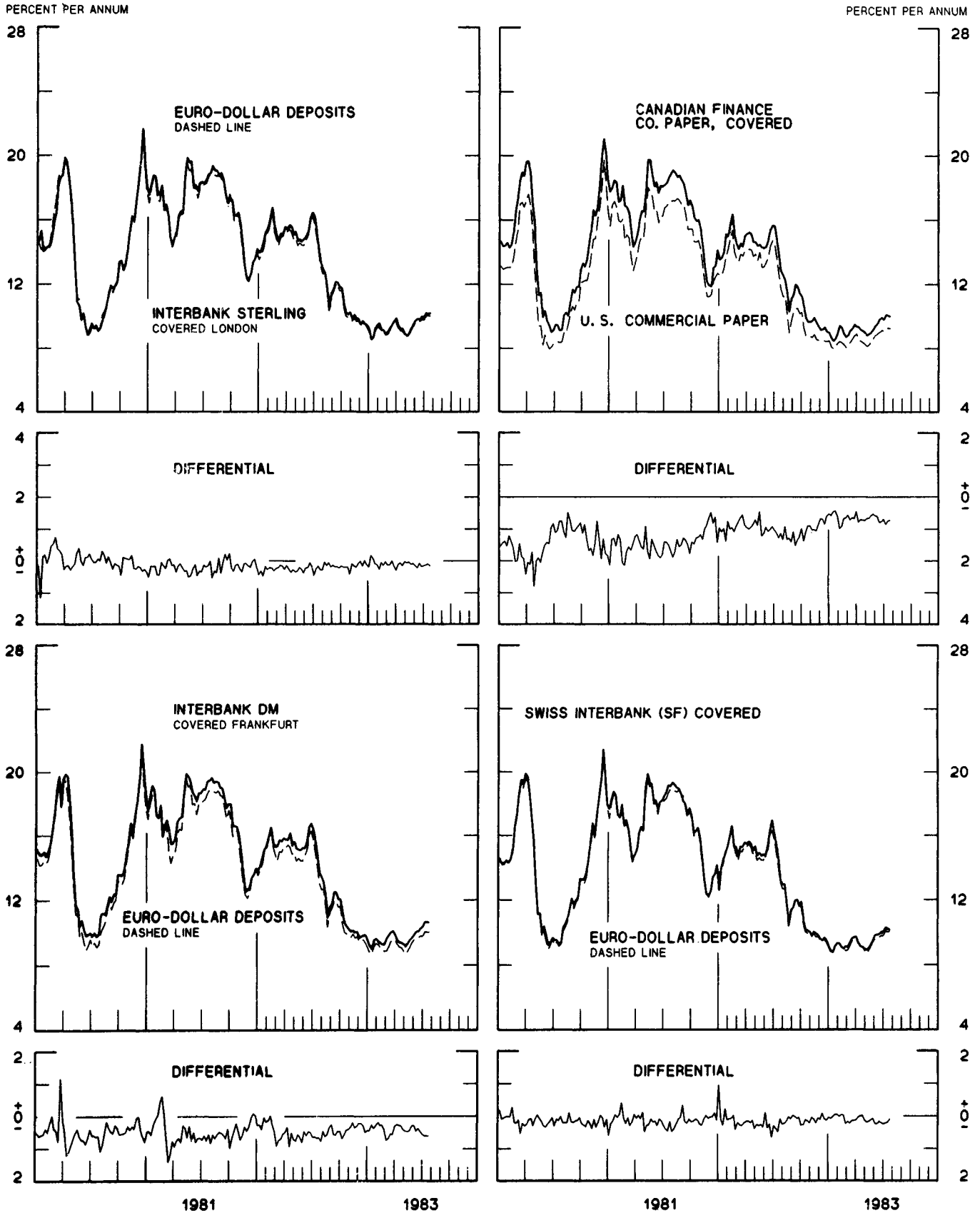


1 PERCENT ON DIFFERENTIAL SCALE = 2 PERCENT ON RATE SCALE

CHART 8

INTEREST ARBITRAGE: 3-MONTH FUNDS

DIFFERENTIAL: PLUS(+), INDICATES FAVOR DOLLAR ASSETS
AVERAGES FOR WEEK ENDING WEDNESDAY



1 PERCENT ON DIFFERENTIAL SCALE = 2 PERCENT ON RATE SCALE

CHART 9
LONG-TERM GOVERNMENT BOND YIELDS
 WEEKLY SERIES

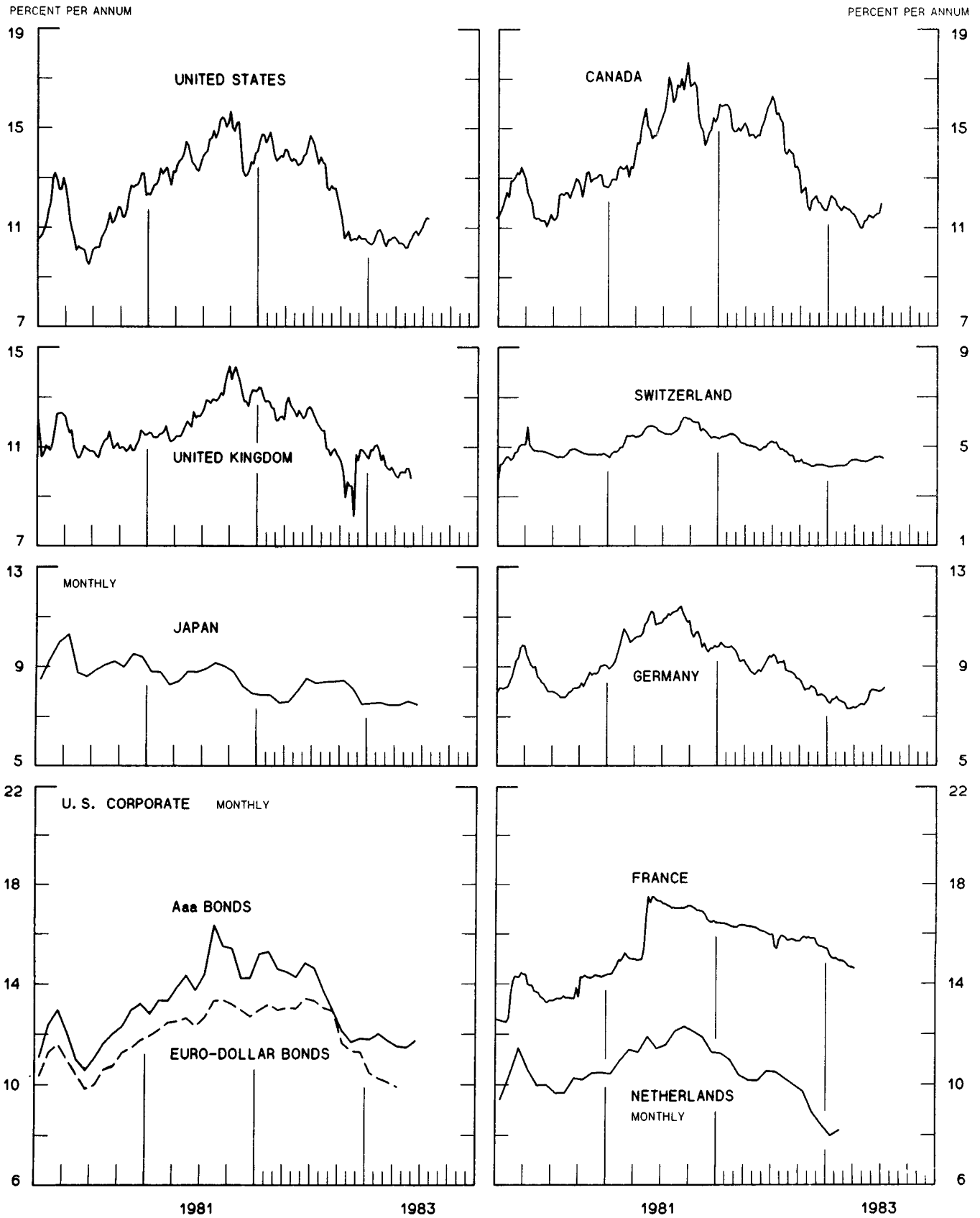
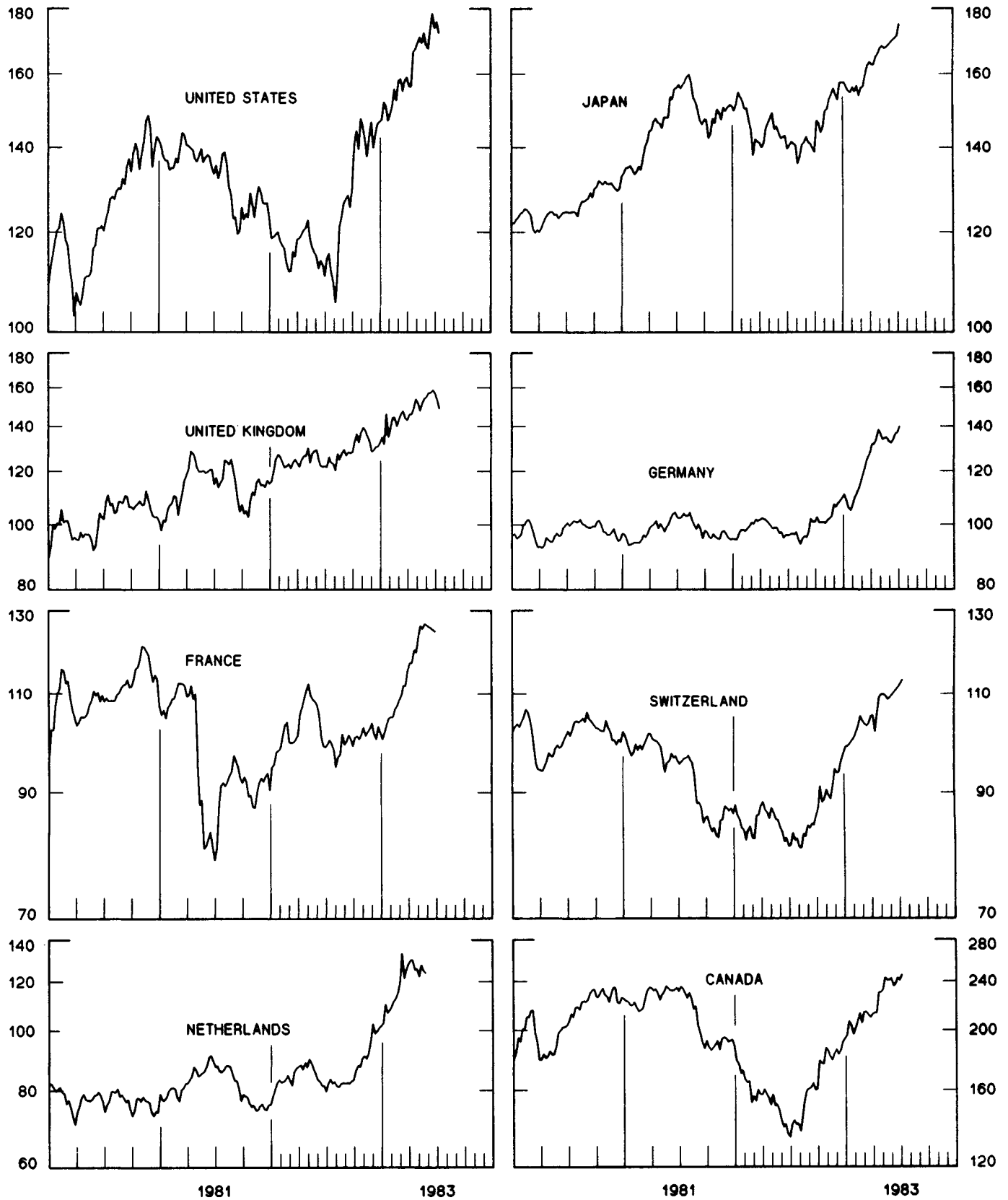


CHART 10
INDUSTRIAL STOCK INDICES
 WEEKLY SERIES

RATIO SCALE
 1969=100

RATIO SCALE
 1969=100



SERIES NAME

LAST VALUE PLOTTED
DATE VALUE

CHART 1. SPOT EXCHANGE RATES AND INDICES

WEEKLY AVERAGES, NOON BUYING RATES (U.S. CENTS)

GERMAN MARK	JULY 27	38.41
JAPANESE YEN	JULY 27	0.41602
DUTCH GUILDER	JULY 27	34.34
U.K. POUND	JULY 27	152.39
CANADIAN DOLLAR	JULY 27	81.07
FRENCH FRANC	JULY 27	12.78
SWISS FRANC	JULY 27	47.41
BELGIAN FRANC	JULY 27	1.92077
ITALIAN LIRA	JULY 27	0.06494

INDICES, MARCH 1973 BASE RATES = 100

GERMAN MARK	JULY 27	108.06
JAPANESE YEN	JULY 27	108.93
DUTCH GUILDER	JULY 27	98.57
U.K. POUND	JULY 27	61.64
CANADIAN DOLLAR	JULY 27	80.80
FRENCH FRANC	JULY 27	57.60
SWISS FRANC	JULY 27	152.52
BELGIAN FRANC	JULY 27	75.69
ITALIAN LIRA	JULY 27	36.89

WEIGHTED AVERAGE EXCHANGE VALUE INDICES, MAR 1973 = 100
(G-10 COUNTRIES PLUS SWITZERLAND)

U.S. DOLLAR	JULY 27	126.98
GERMAN MARK	JULY 27	137.38
JAPANESE YEN	JULY 27	135.83
DUTCH GUILDER	JULY 27	120.40
U.K. POUND	JULY 27	72.13
CANADIAN DOLLAR	JULY 27	97.32
FRENCH FRANC	JULY 27	66.66
SWISS FRANC	JULY 27	187.33
BELGIAN FRANC	JULY 27	90.91
ITALIAN LIRA	JULY 27	41.85
SWEDISH KRONA	JULY 27	68.40

CHART 2. 3-MONTH FORWARD EXCHANGE RATES, PREMIUM OR DISCOUNT

CANADIAN DOLLAR	JULY 27	0.61
U.K. POUND	JULY 27	0.32
GERMAN MARK	JULY 27	5.08
FRENCH FRANC	JULY 27	-3.72
SWISS FRANC	JULY 27	5.28
DUTCH GUILDER	JULY 27	4.46
JAPANESE YEN	JULY 27	3.53
ITALIAN LIRA	JULY 27	-6.60

SERIES NAME	LAST VALUE PLOTTED DATE	VALUE
CHART 3. GOLD PRICE IN LONDON, AFTERNOON FIXING		
U.S. DOLLARS PER FINE OUNCE	JULY 27	425.40
CHART 4. CALL MONEY RATES		
U.S. FEDERAL FUNDS	JULY 27	9.46
OVERNIGHT EURO-DOLLAR DEPOSITS	JULY 27	9.50
U.K.	JULY 22	9.50
CANADA	JULY 15	9.23
GERMANY	JULY 22	5.00
EURO-DM	JULY 22	4.65
JAPAN	JULY 22	6.31
FRANCE	JULY 22	12.13
NETHERLANDS	JAN. 1	10.30
EURO-SWISS FRANC	JULY 22	2.67
CHART 5. 3-MONTH INTEREST RATES		
U.S. 90-DAY CD'S, SECONDARY MARKET	JULY 27	9.52
GERMAN INTERBANK LOAN	JULY 27	5.48
JAPANESE BANK LOANS & DISCOUNTS	JULY 20	6.63
CANADIAN FINANCE PAPER	JULY 27	9.38
INTERBANK STERLING	JULY 27	9.86
SWISS INTERBANK LOAN	JULY 27	4.79
WEIGHTED AVERAGE FOREIGN INTEREST RATE (G-10 COUNTRIES PLUS SWITZERLAND)	JULY 27	8.24
CHART 6. EURO-DOLLAR DEPOSIT RATES: LONDON		
OVERNIGHT	JULY 27	9.50
7-DAY	JULY 27	9.60
1-MONTH	JULY 27	9.65
3-MONTH	JULY 27	10.04
6-MONTH	JULY 27	10.44
1-YEAR	JULY 27	10.63
CHART 7. SELECTED EURO-DOLLAR AND U.S. MONEY MARKET RATES		
OVERNIGHT EURO-DOLLAR DEPOSITS	JULY 27	9.50
U.S. FEDERAL FUNDS	JULY 27	9.46
DIFFERENTIAL ADJ. FOR RESERVE REQUIREMENTS	JULY 27	0.04
3-MONTH EURO-DOLLAR DEPOSIT RATE	JULY 27	10.04
U.S. 90-DAY CD'S, SECONDARY MARKET	JULY 27	9.52
DIFFERENTIAL	JULY 27	0.52

SERIES NAME

LAST VALUE PLOTTED
DATE VALUE

CHART 8. INTEREST ARBITRAGE, 3-MONTH FUNDS

EURO-DOLLAR DEPOSIT	JULY 27	10.04
INTERBANK STERLING (LONDON), COVERED	JULY 27	10.19
DIFFERENTIAL	JULY 27	-0.15
U.S. COMMERCIAL PAPER	JULY 27	9.27
CANADIAN FINANCE PAPER, COVERED	JULY 27	10.00
DIFFERENTIAL	JULY 27	-0.73
EURO-DOLLAR DEPOSIT	JULY 27	10.04
INTERBANK DM (FRANKFURT), COVERED	JULY 27	10.63
DIFFERENTIAL	JULY 27	-0.59
EURO-DOLLAR DEPOSIT	JULY 27	10.04
SWISS INTERBANK, COVERED	JULY 27	10.14
DIFFERENTIAL	JULY 27	-0.10

CHART 9. LONG TERM GOVERNMENT BOND YIELDS

UNITED STATES	JULY 22	11.36
GERMANY	JULY 15	8.15
JAPAN (MONTHLY)	JUNE	7.49
SWITZERLAND	JULY 8	4.53
CANADA	JULY 15	11.96
FRANCE	APRIL 8	14.60
NETHERLANDS (MONTHLY)	FEB.	8.20
UNITED KINGDOM	MAY 27	9.74

U. S. CORPORATE

AAA BONDS	JUNE	11.74
EURO-DOLLAR BONDS	APRIL	9.90

CHART 10. STOCK INDICES

UNITED STATES	JULY 13	172.30
UNITED KINGDOM	JULY 13	148.82
CANADA	JULY 6	245.67
GERMANY	JULY 6	140.06
SWITZERLAND	JULY 13	113.13
NETHERLANDS	MAY 25	123.83
FRANCE	JUNE 29	124.67
JAPAN	JULY 6	174.97