

Selected Interest & Exchange Rates

Weekly Series of Charts

July 5, 1983

Prepared by the
FINANCIAL MARKETS
SECTION

DIVISION OF
INTERNATIONAL FINANCE

BOARD OF GOVERNORS
FEDERAL RESERVE SYSTEM
Washington, D.C. 20551

Table of Contents

TABLES

1. LATEST FIGURES PLOTTED
2. DAILY CERTIFIED SPOT EXCHANGE RATES--
H.10 RELEASE

CHARTS

1. SPOT EXCHANGE RATE INDICES
2. 3-MONTH FORWARD EXCHANGE RATES
3. GOLD PRICE--LONDON
4. CALL MONEY RATES
5. 3-MONTH INTEREST RATES
6. EURO-DOLLAR DEPOSIT RATES
7. SELECTED EURO-DOLLAR AND
U.S. MONEY MARKET RATES
8. INTEREST ARBITRAGE: 3-MONTH FUNDS
9. LONG-TERM GOVERNMENT BOND YIELDS
10. INDUSTRIAL STOCK INDICES

SUBSCRIPTION RATES:

Weekly \$15.00 per year or \$.40 each in the United States, its possessions, Canada, and Mexico; 10 or more of the same issue to one address, \$13.50 per year or \$.35 each. Elsewhere, \$20.00 per year or \$.50 each. Address requests to Publications Services, Division of Administrative Services, and make payment remittance payable to the order of the Board of Governors of the Federal Reserve System in a form collectible at par in U.S. Currency.

CHART 1

SPOT EXCHANGE INDICES

DOLLAR PRICES OF FOREIGN CURRENCIES AND WEIGHTED AVERAGE VALUES (THIN LINE)
AVERAGES FOR WEEK ENDING WEDNESDAY

RATIO SCALE
MARCH 1973=100

RATIO SCALE
MARCH 1973=100

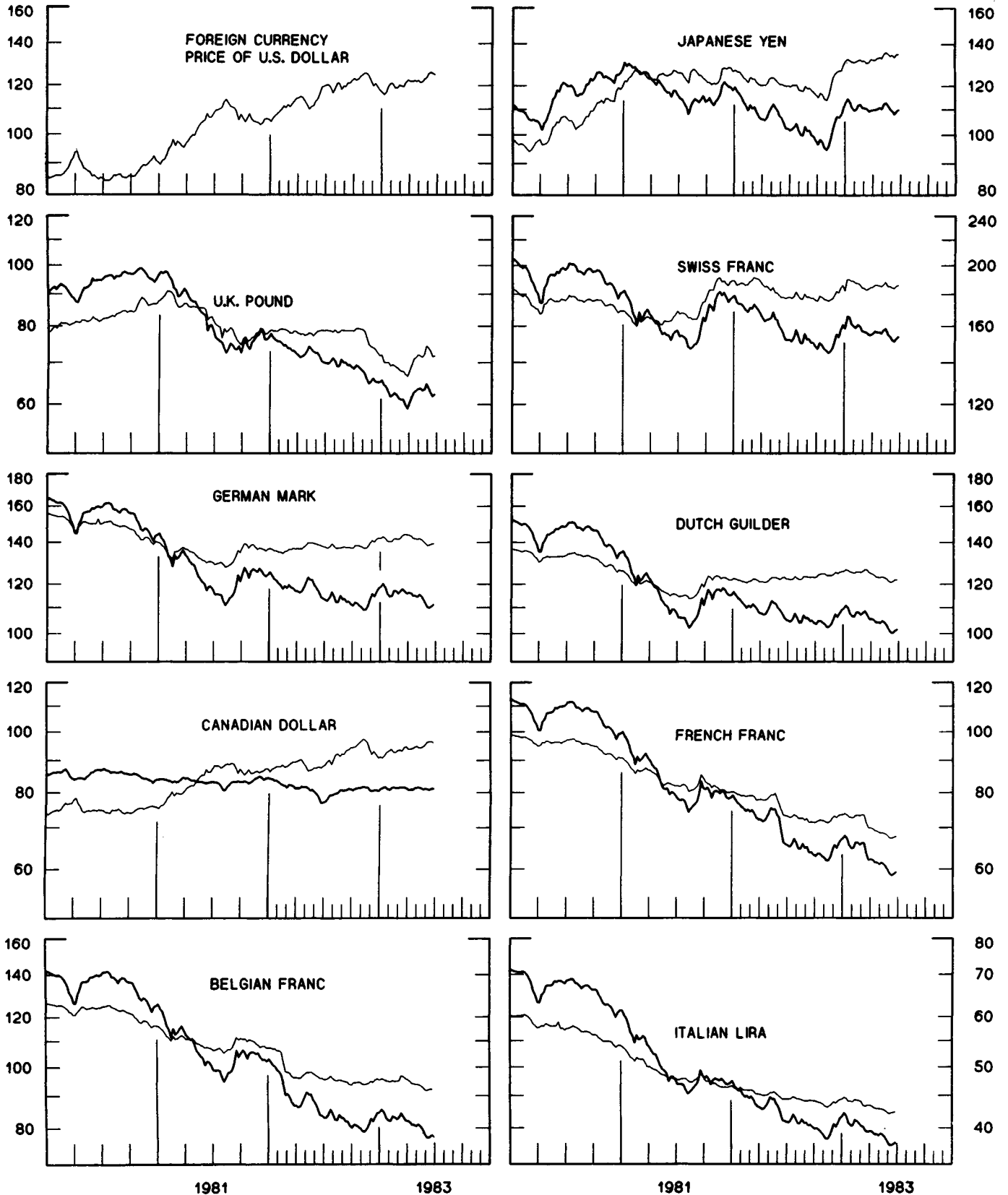


CHART 2
3-MONTH FORWARD EXCHANGE RATES

PREMIUM (+) OR (-)
 AVERAGES FOR WEEK ENDING WEDNESDAY

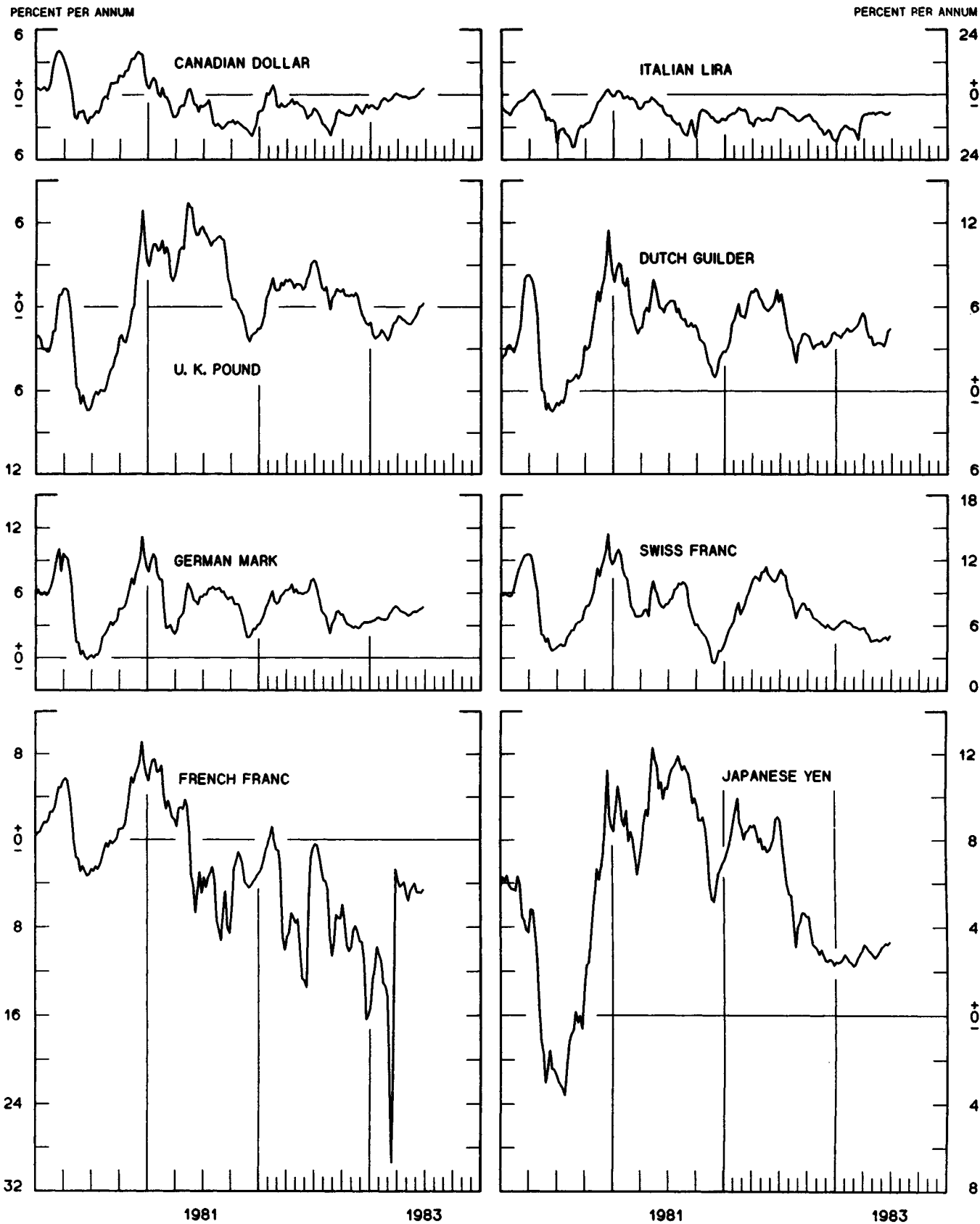


CHART 3
PRICE OF GOLD IN LONDON
AVERAGES FOR WEEK ENDING WEDNESDAY

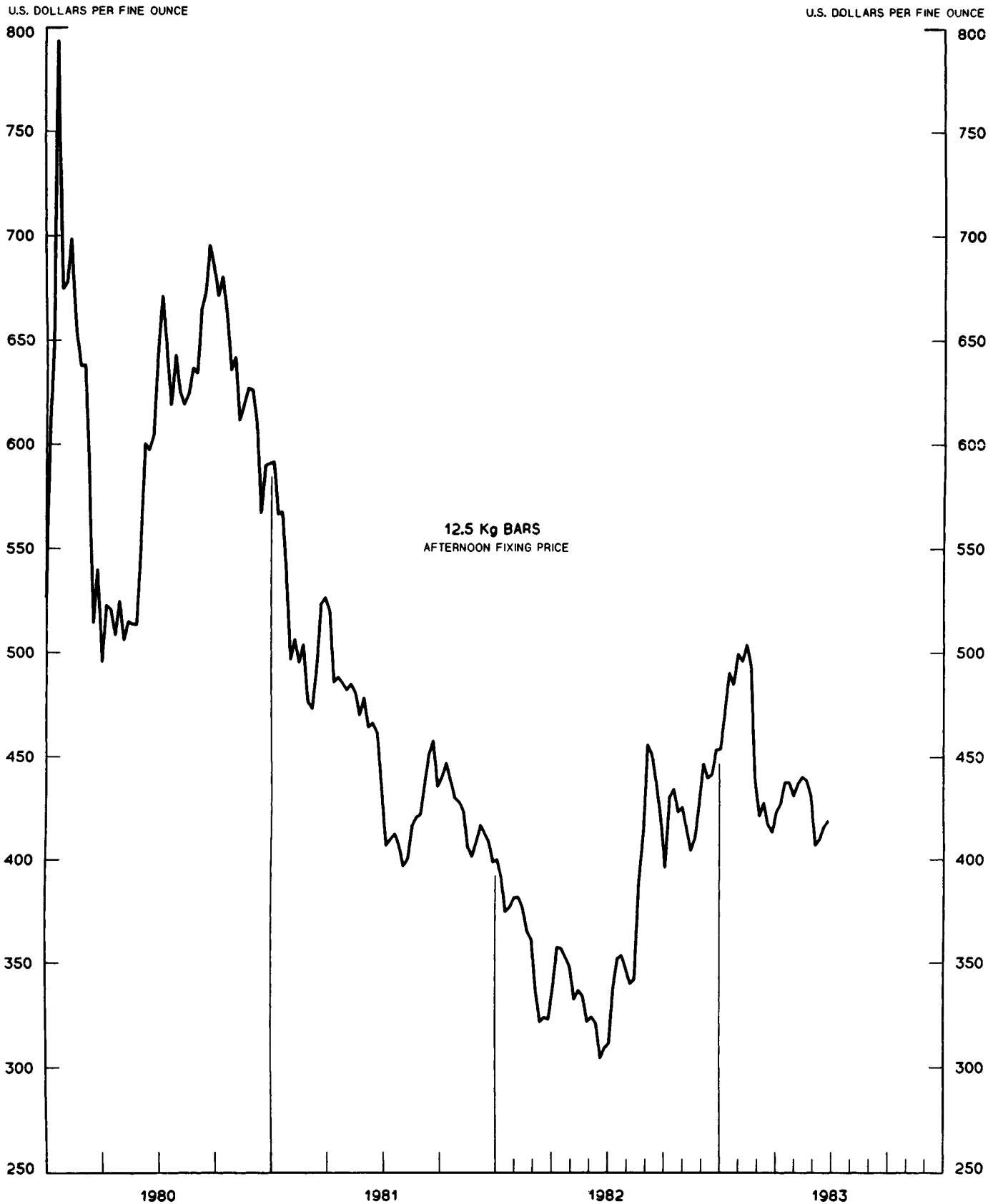


CHART 4
CALL MONEY RATES
 WEEKLY SERIES

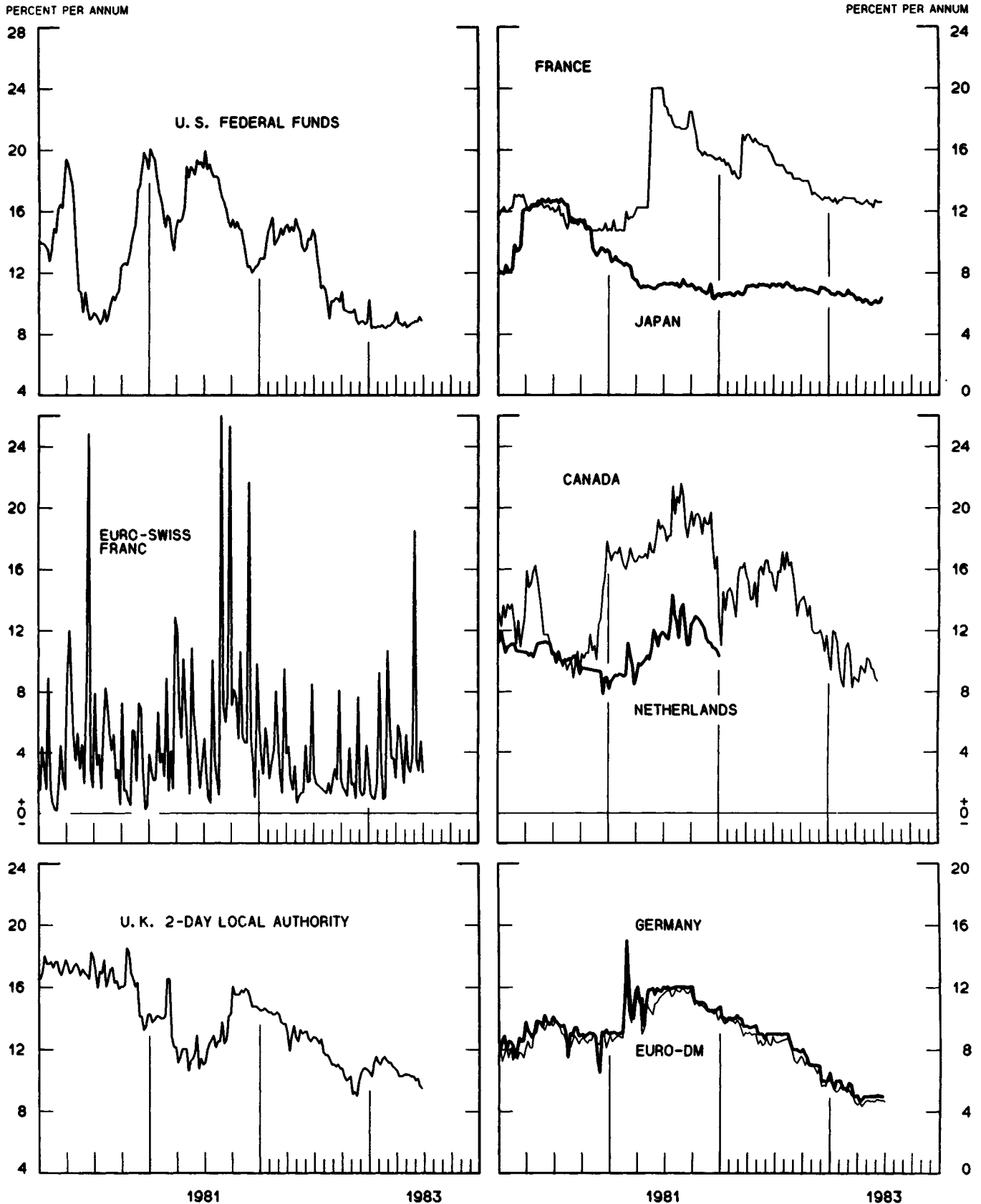


CHART 5
3-MONTH INTEREST RATES
 WEEKLY SERIES

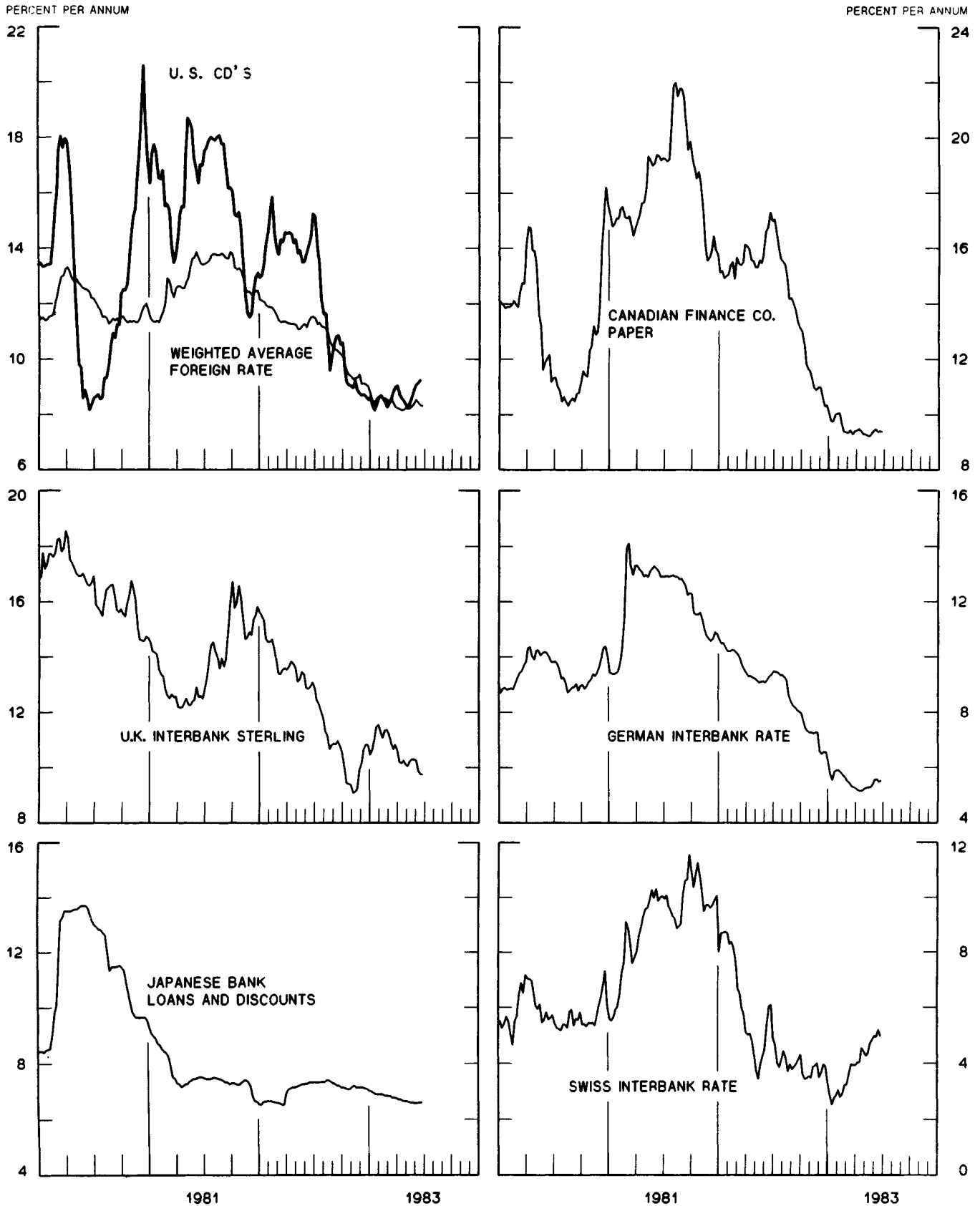


CHART 6
 EURO-DOLLAR DEPOSIT RATES LONDON
 AVERAGES FOR WEEK ENDING WEDNESDAY

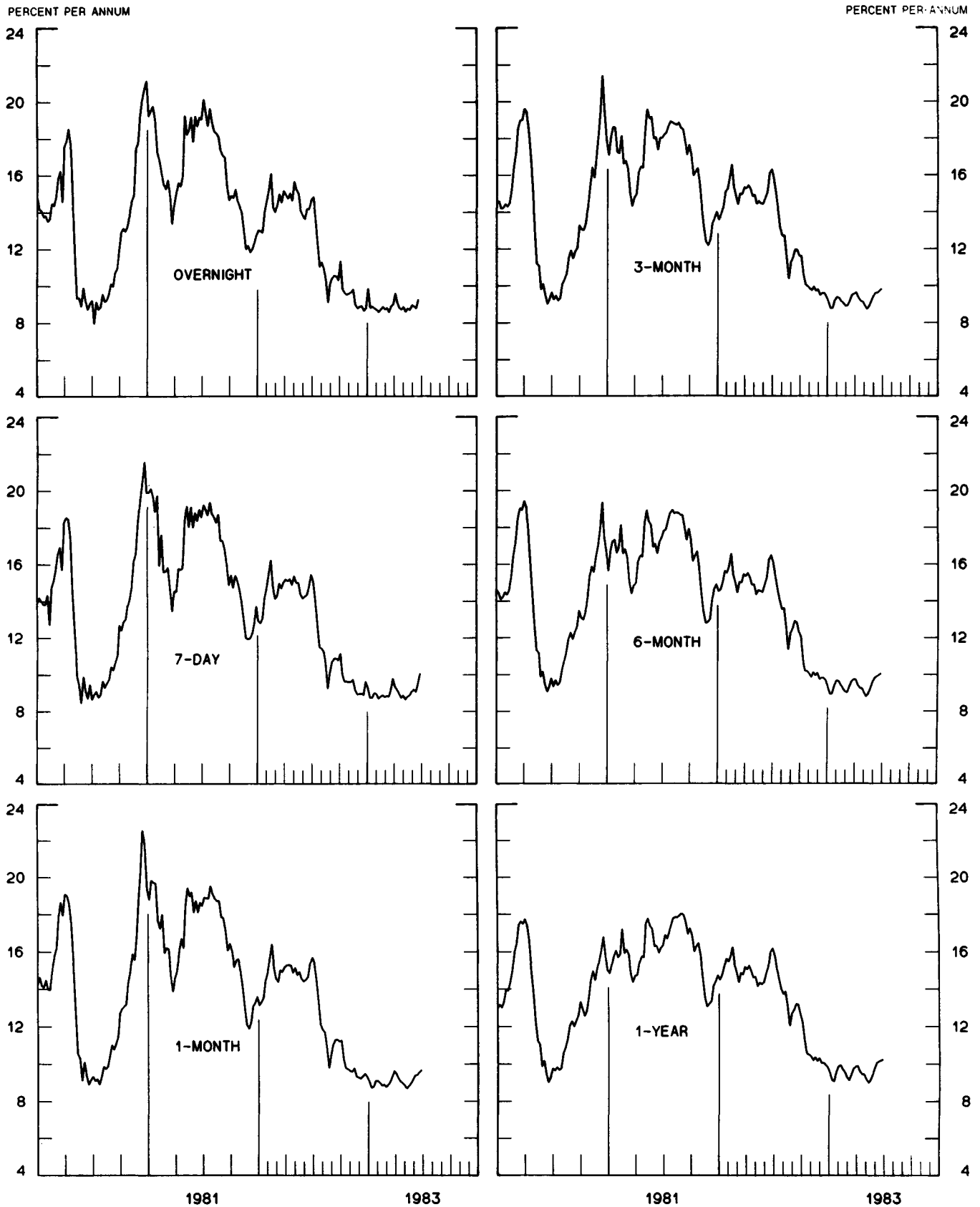
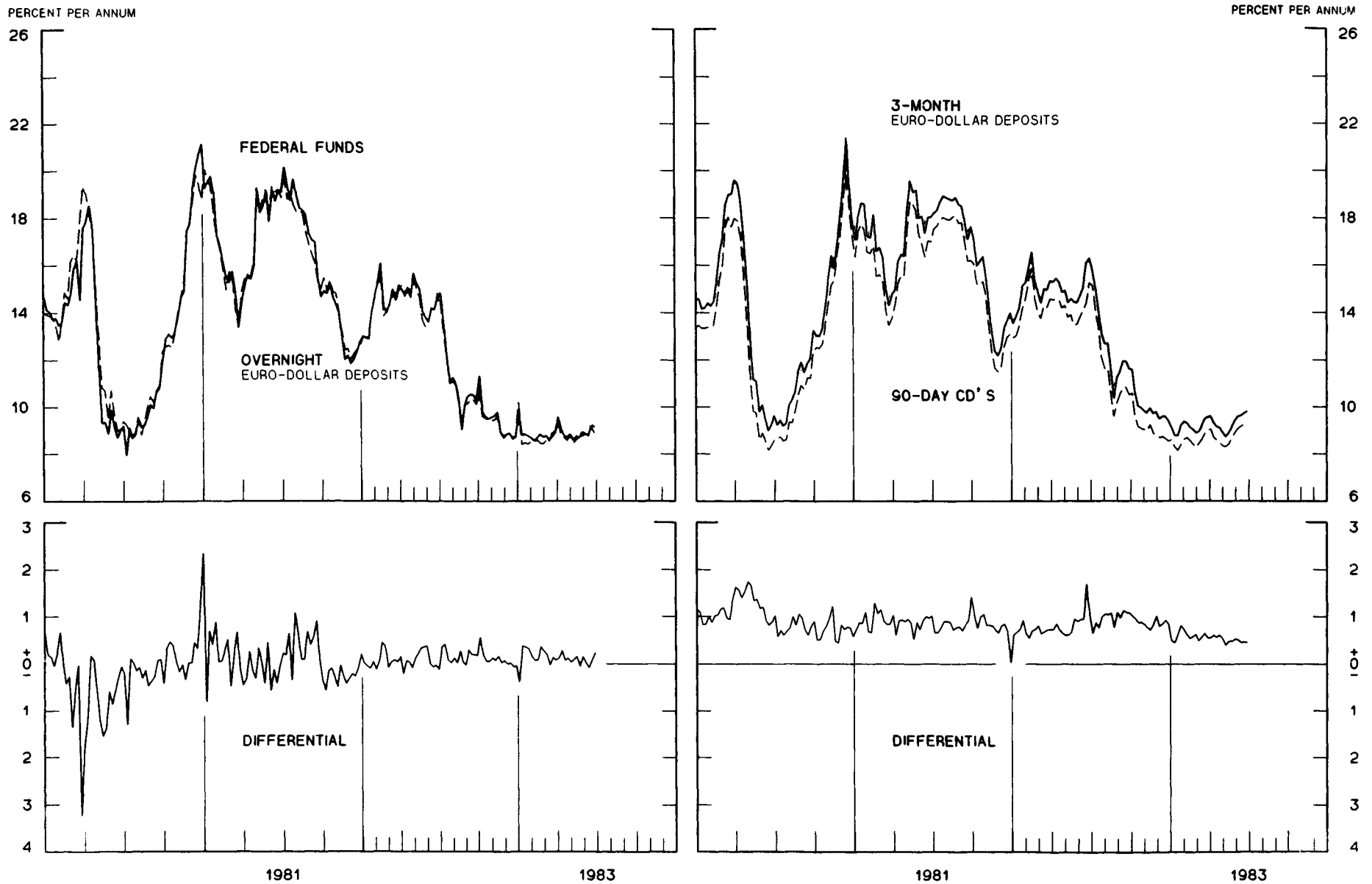


CHART 7
SELECTED EURO-DOLLAR AND U. S. MONEY MARKET RATES

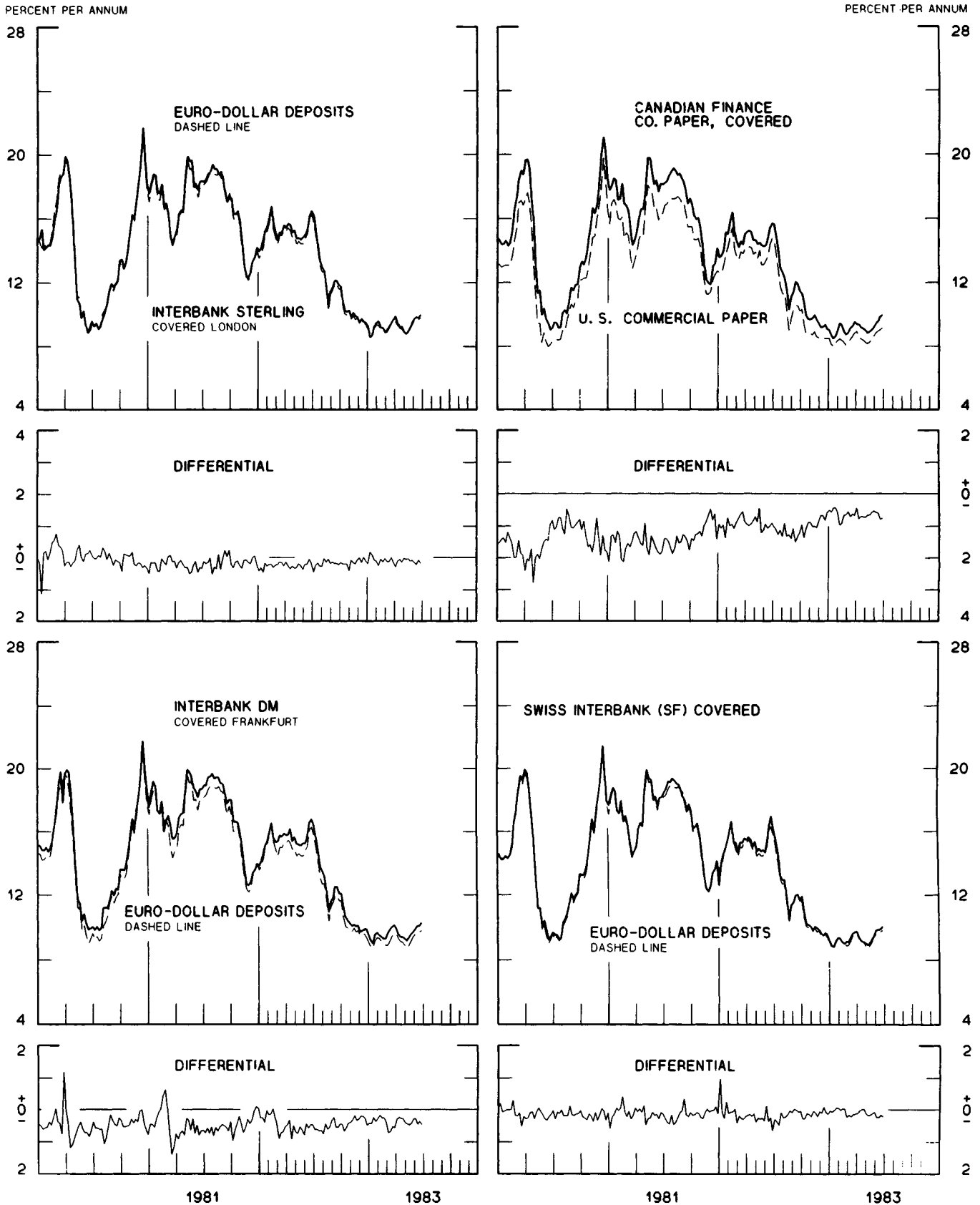
DIFFERENTIAL: PLUS(+), FAVORS BORROWING IN U. S.
 AVERAGES FOR WEEK ENDING WEDNESDAY



1 PERCENT ON DIFFERENTIAL SCALE = 2 PERCENT ON RATE SCALE

INTEREST ARBITRAGE: 3-MONTH FUNDS

DIFFERENTIAL: PLUS(+), INDICATES FAVOR DOLLAR ASSETS
AVERAGES FOR WEEK ENDING WEDNESDAY



1 PERCENT ON DIFFERENTIAL SCALE = 2 PERCENT ON RATE SCALE

CHART 9
LONG-TERM GOVERNMENT BOND YIELDS
 WEEKLY SERIES

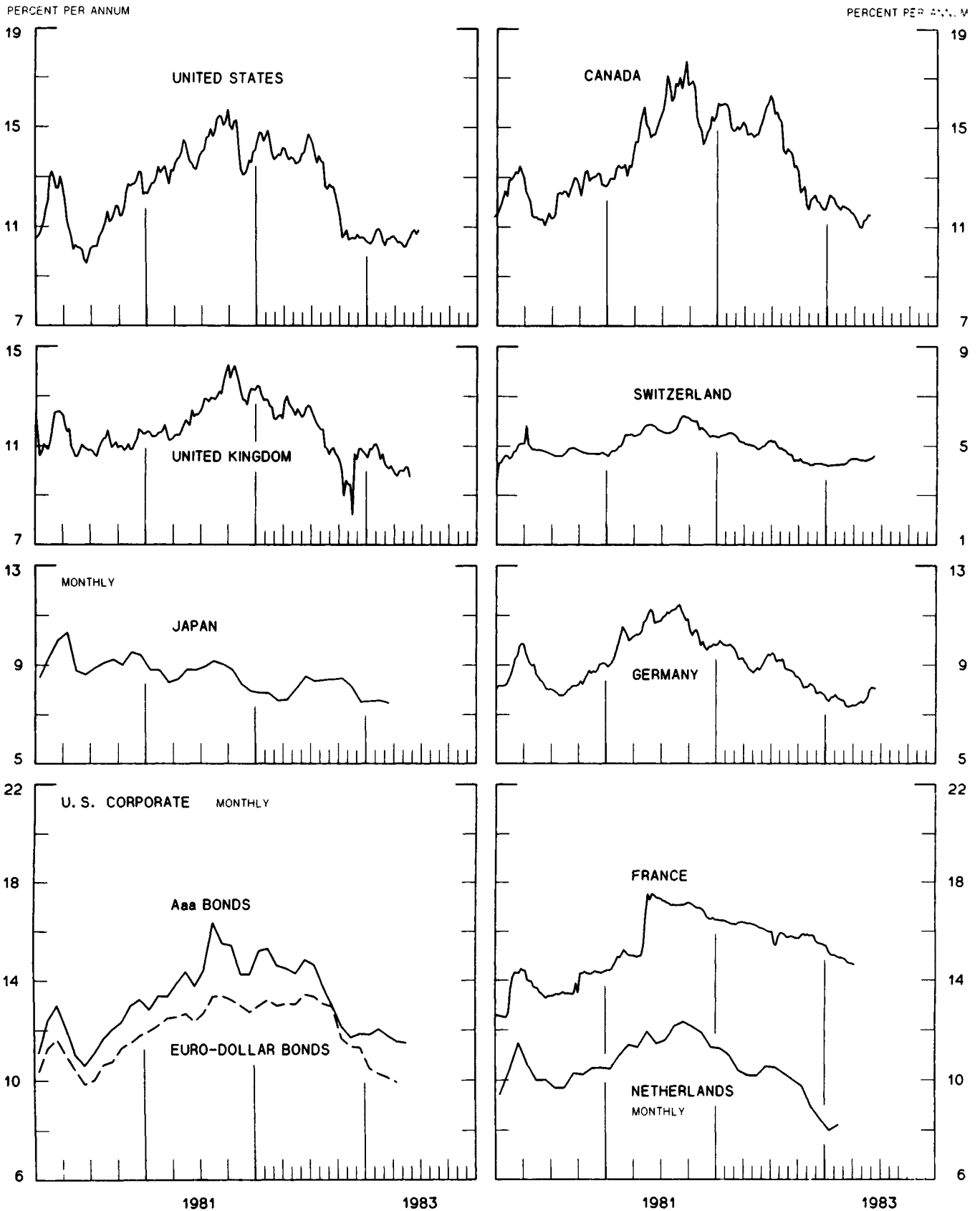
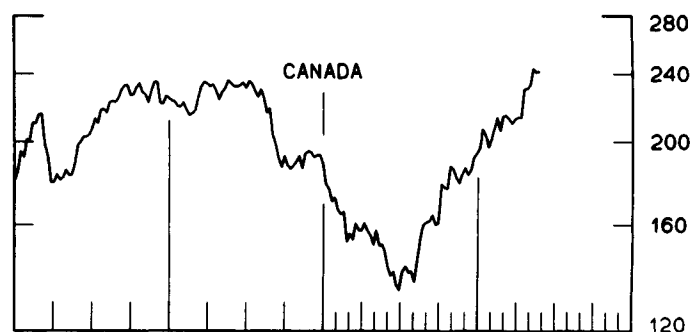
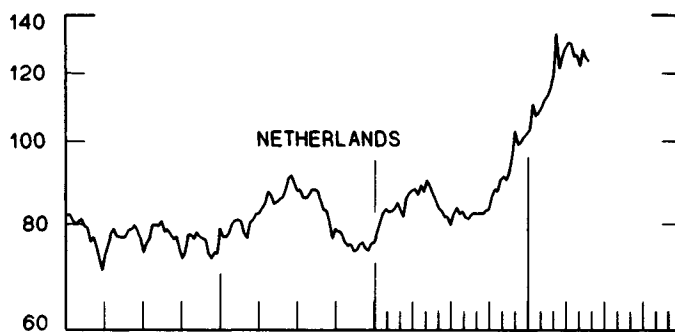
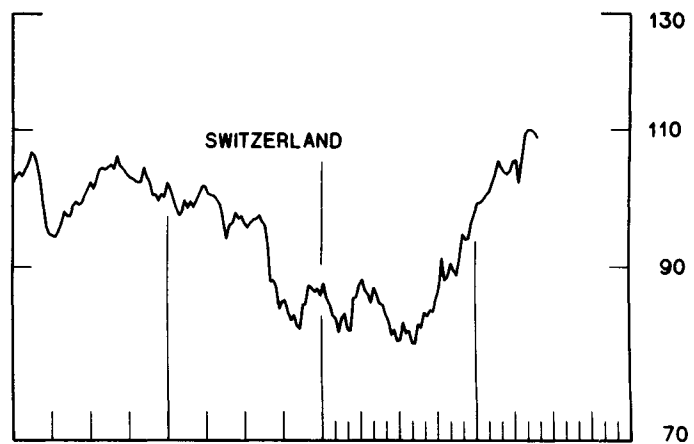
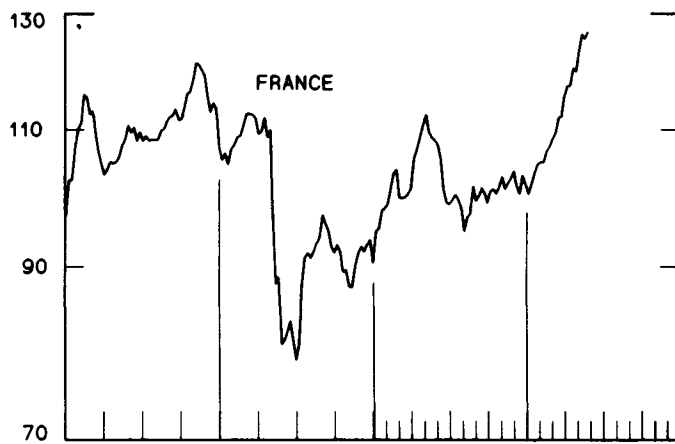
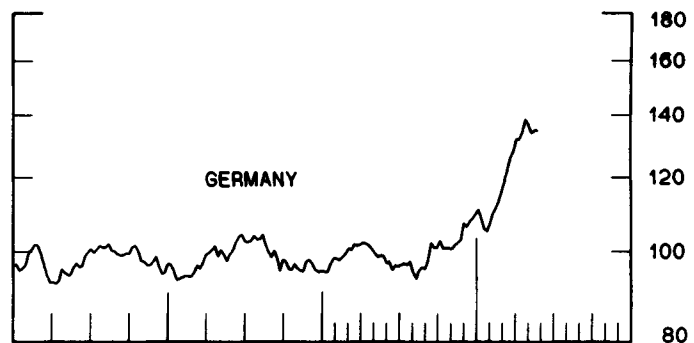
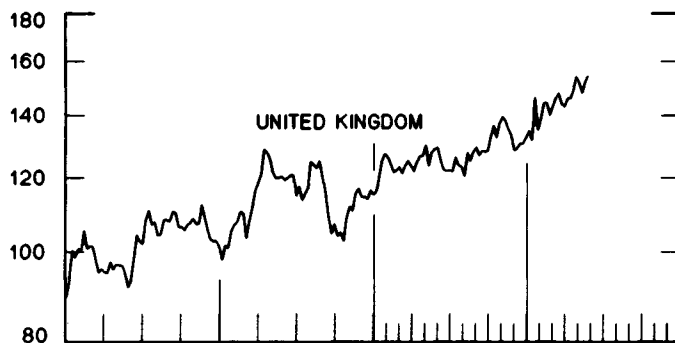
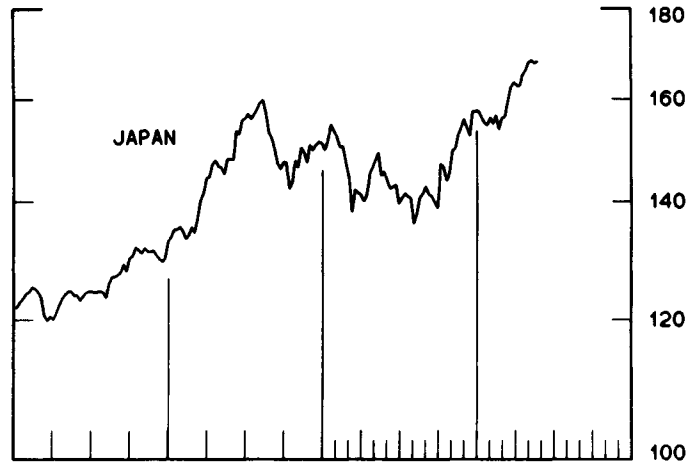
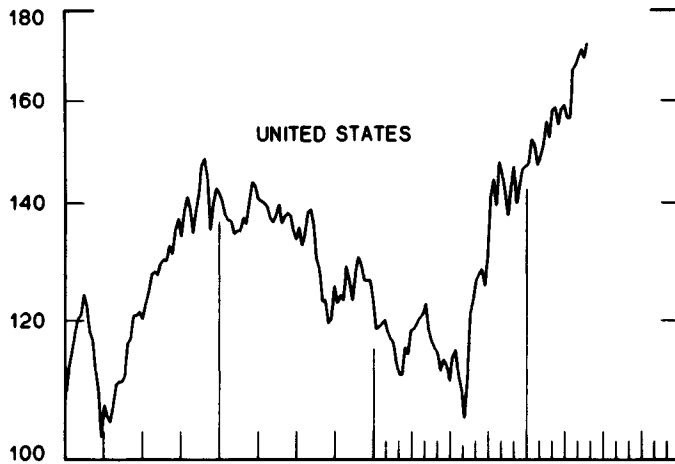


CHART 10
INDUSTRIAL STOCK INDICES
 WEEKLY SERIES

RATIO SCALE
 1969=100

RATIO SCALE
 1969=100



1981

1983

1981

1983

SERIES NAME

LAST VALUE PLOTTED
DATE VALUE

CHART 1. SPOT EXCHANGE RATES AND INDICES

WEEKLY AVERAGES, NOON BUYING RATES (U.S. CENTS)

GERMAN MARK	JUNE 29	39.47
JAPANESE YEN	JUNE 29	0.41935
DUTCH GUILDER	JUNE 29	35.24
U.K. POUND	JUNE 29	153.68
CANADIAN DOLLAR	JUNE 29	81.26
FRENCH FRANC	JUNE 29	13.13
SWISS FRANC	JUNE 29	47.76
BELGIAN FRANC	JUNE 29	1.97304
ITALIAN LIRA	JUNE 29	0.06655

INDICES, MARCH 1973 BASE RATES = 100

GERMAN MARK	JUNE 29	111.05
JAPANESE YEN	JUNE 29	109.80
DUTCH GUILDER	JUNE 29	101.17
U.K. POUND	JUNE 29	62.16
CANADIAN DOLLAR	JUNE 29	80.99
FRENCH FRANC	JUNE 29	59.18
SWISS FRANC	JUNE 29	153.64
BELGIAN FRANC	JUNE 29	77.75
ITALIAN LIRA	JUNE 29	37.80

WEIGHTED AVERAGE EXCHANGE VALUE INDICES, MAR 1973 = 100
(G-10 COUNTRIES PLUS SWITZERLAND)

U.S. DOLLAR	JUNE 29	124.66
GERMAN MARK	JUNE 29	139.49
JAPANESE YEN	JUNE 29	134.84
DUTCH GUILDER	JUNE 29	121.90
U.K. POUND	JUNE 29	71.66
CANADIAN DOLLAR	JUNE 29	96.06
FRENCH FRANC	JUNE 29	67.61
SWISS FRANC	JUNE 29	185.95
BELGIAN FRANC	JUNE 29	92.10
ITALIAN LIRA	JUNE 29	42.30
SWEDISH KRONA	JUNE 29	68.28

CHART 2. 3-MONTH FORWARD EXCHANGE RATES, PREMIUM OR DISCOUNT

CANADIAN DOLLAR	JUNE 29	0.54
U.K. POUND	JUNE 29	0.22
GERMAN MARK	JUNE 29	4.68
FRENCH FRANC	JUNE 29	-4.63
SWISS FRANC	JUNE 29	5.01
DUTCH GUILDER	JUNE 29	4.42
JAPANESE YEN	JUNE 29	3.31
ITALIAN LIRA	JUNE 29	-6.72

SERIES NAME	LAST VALUE PLOTTED DATE	VALUE
CHART 3. GOLD PRICE IN LONDON, AFTERNOON FIXING		
U.S. DOLLARS PER FINE OUNCE	JUNE 29	418.87
CHART 4. CALL MONEY RATES		
U.S. FEDERAL FUNDS	JUNE 29	8.90
OVERNIGHT EURO-DOLLAR DEPOSITS	JUNE 29	9.14
U.K.	JUNE 24	9.50
CANADA	JUNE 10	8.73
GERMANY	JUNE 24	5.00
EURO-DM	JULY 1	4.66
JAPAN	JUNE 24	6.38
FRANCE	JUNE 24	12.63
NETHERLANDS	JAN. 1	10.30
EURO-SWISS FRANC	JULY 1	2.63
CHART 5. 3-MONTH INTEREST RATES		
U.S. 90-DAY CD'S, SECONDARY MARKET	JUNE 29	9.34
GERMAN INTERBANK LOAN	JUNE 29	5.51
JAPANESE BANK LOANS & DISCOUNTS	JUNE 29	6.58
CANADIAN FINANCE PAPER	JUNE 29	9.38
INTERBANK STERLING	JUNE 29	9.74
SWISS INTERBANK LOAN	JUNE 29	4.94
WEIGHTED AVERAGE FOREIGN INTEREST RATE (G-10 COUNTRIES PLUS SWITZERLAND)	JUNE 29	8.30
CHART 6. EURO-DOLLAR DEPOSIT RATES: LONDON		
OVERNIGHT	JUNE 29	9.14
7-DAY	JUNE 29	10.04
1-MONTH	JUNE 29	9.63
3-MONTH	JUNE 29	9.79
6-MONTH	JUNE 29	10.04
1-YEAR	JUNE 29	10.21
CHART 7. SELECTED EURO-DOLLAR AND U.S. MONEY MARKET RATES		
OVERNIGHT EURO-DOLLAR DEPCSITS	JUNE 29	9.14
U.S. FEDERAL FUNDS	JUNE 29	8.90
DIFFERENTIAL ADJ. FOR RESERVE REQUIREMENTS	JUNE 29	0.24
3-MONTH EURO-DOLLAR DEPOSIT RATE	JUNE 29	9.79
U.S. 90-DAY CD'S, SECCNDARY MARKET	JUNE 29	9.34
DIFFERENTIAL	JUNE 29	0.45

SERIES NAME

LAST VALUE PLOTTED
DATE VALUE

CHART 8. INTEREST ARBITRAGE, 3-MONTH FUNDS

EURO-DOLLAR DEPOSIT	JUNE 29	9.79
INTERBANK STERLING (LONDON), COVERED	JUNE 29	9.97
DIFFERENTIAL	JUNE 29	-0.18
U.S. COMMERCIAL PAPER	JUNE 29	9.16
CANADIAN FINANCE PAPER, COVERED	JUNE 29	9.93
DIFFERENTIAL	JUNE 29	-0.77
EURO-DOLLAR DEPOSIT	JUNE 29	9.79
INTERBANK DM (FRANKFURT), COVERED	JUNE 29	10.26
DIFFERENTIAL	JUNE 29	-0.47
EURO-DOLLAR DEPOSIT	JUNE 29	9.79
SWISS INTERBANK, COVERED	JUNE 29	10.01
DIFFERENTIAL	JUNE 29	-0.22

CHART 9. LONG TERM GOVERNMENT BOND YIELDS

UNITED STATES	JUNE 24	10.87
GERMANY	JUNE 17	8.03
JAPAN (MONTHLY)	MARCH	7.46
SWITZERLAND	JUNE 24	4.60
CANADA	JUNE 10	11.46
FRANCE	APRIL 8	14.60
NETHERLANDS (MONTHLY)	FEB.	8.20
UNITED KINGDOM	MAY 27	9.74

U. S. CORPORATE

AAA BONDS	MAY	11.46
EURO-DOLLAR BONDS	APRIL	9.90

CHART 10. STOCK INDICES

UNITED STATES	MAY 25	172.34
UNITED KINGDOM	MAY 25	154.03
CANADA	MAY 25	241.07
GERMANY	MAY 25	134.63
SWITZERLAND	MAY 25	108.61
NETHERLANDS	MAY 25	123.83
FRANCE	MAY 25	126.58
JAPAN	MAY 25	167.89