

Selected Interest & Exchange Rates

Weekly Series of Charts

June 20, 1983

**Prepared by the
FINANCIAL MARKETS
SECTION**

**DIVISION OF
INTERNATIONAL FINANCE**

**BOARD OF GOVERNORS
FEDERAL RESERVE SYSTEM
Washington, D.C. 20551**

Table of Contents

TABLES

1. LATEST FIGURES PLOTTED
2. DAILY CERTIFIED SPOT EXCHANGE RATES--H.10 RELEASE

CHARTS

1. SPOT EXCHANGE RATE INDICES
2. 3-MONTH FORWARD EXCHANGE RATES
3. GOLD PRICE--LONDON
4. CALL MONEY RATES
5. 3-MONTH INTEREST RATES
6. EURO-DOLLAR DEPOSIT RATES
7. SELECTED EURO-DOLLAR AND U.S. MONEY MARKET RATES
8. INTEREST ARBITRAGE: 3-MONTH FUNDS
9. LONG-TERM GOVERNMENT BOND YIELDS
10. INDUSTRIAL STOCK INDICES

SUBSCRIPTION RATES:

Weekly \$15.00 per year or \$.40 each in the United States, its possessions, Canada, and Mexico; 10 or more of the same issue to one address, \$13.50 per year or \$.35 each. Elsewhere, \$20.00 per year or \$.50 each. Address requests to Publications Services, Division of Administrative Services, and make payment remittance payable to the order of the Board of Governors of the Federal Reserve System in a form collectible at par in U.S. Currency.

CHART 1

SPOT EXCHANGE INDICES

DOLLAR PRICES OF FOREIGN CURRENCIES AND WEIGHTED AVERAGE VALUES (THIN LINE)
AVERAGES FOR WEEK ENDING WEDNESDAY

RATIO SCALE
MARCH 1973=100

RATIO SCALE
MARCH 1973=100

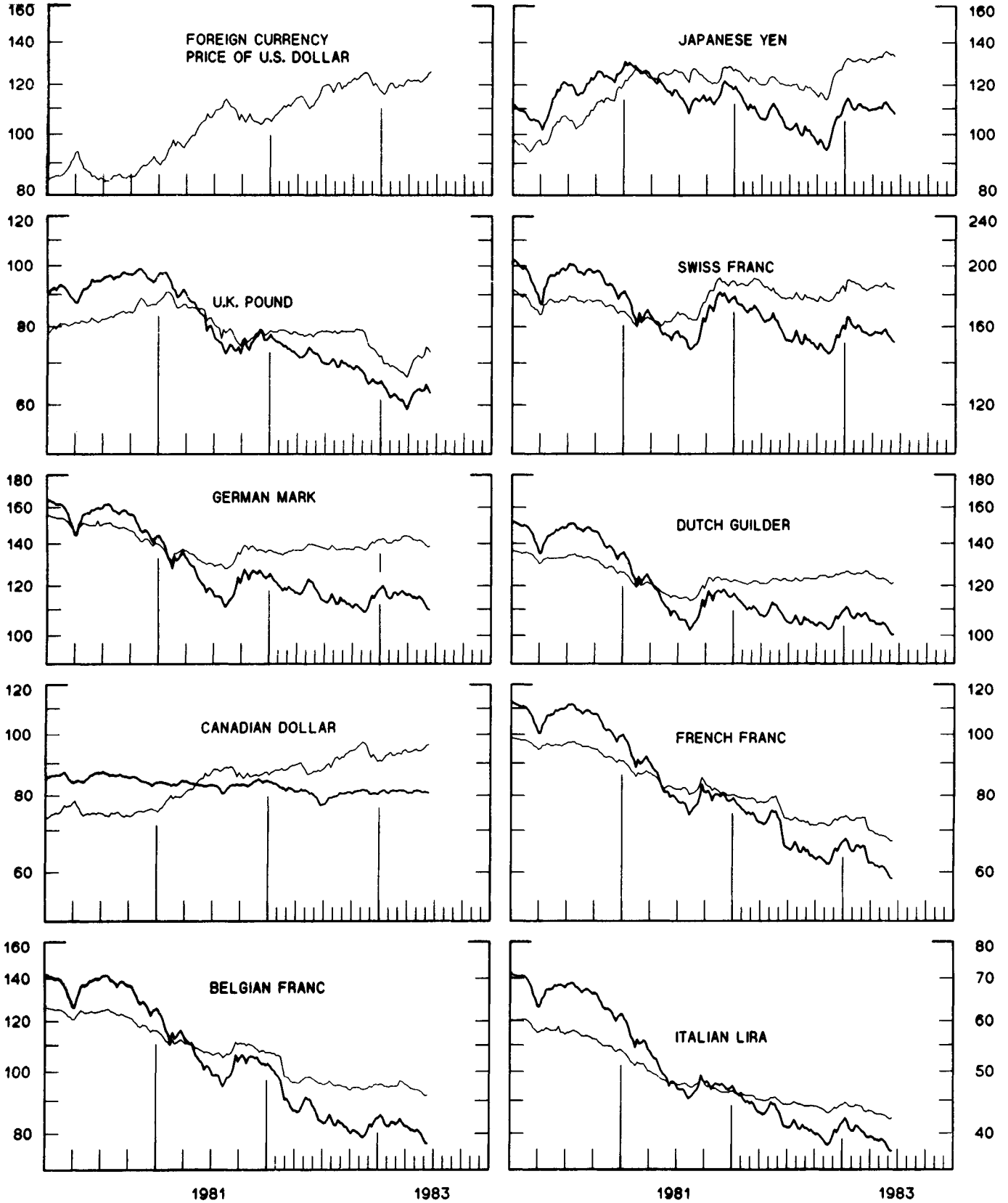


CHART 2
3-MONTH FORWARD EXCHANGE RATES

PREMIUM (+) OR (-)
AVERAGES FOR WEEK ENDING WEDNESDAY

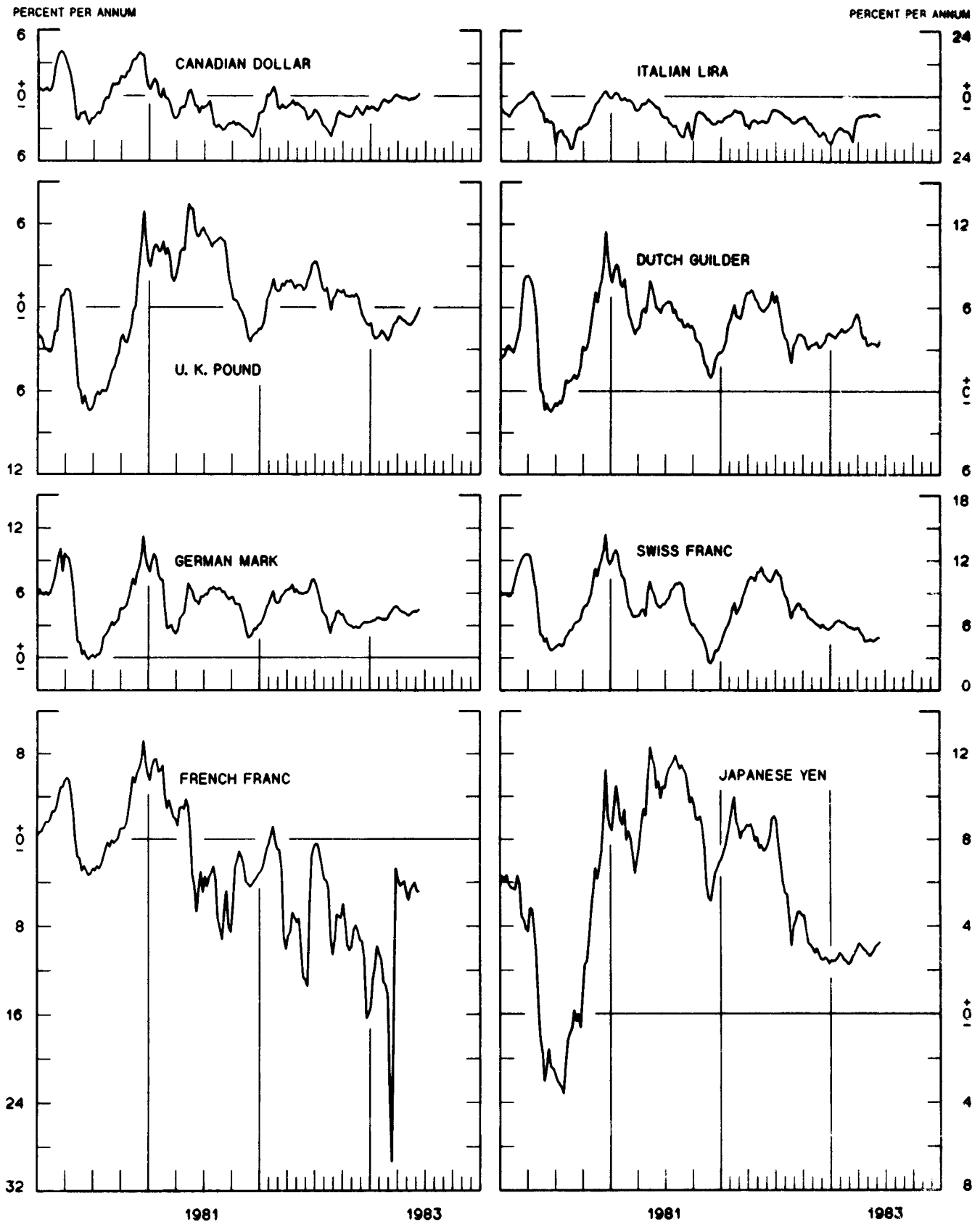
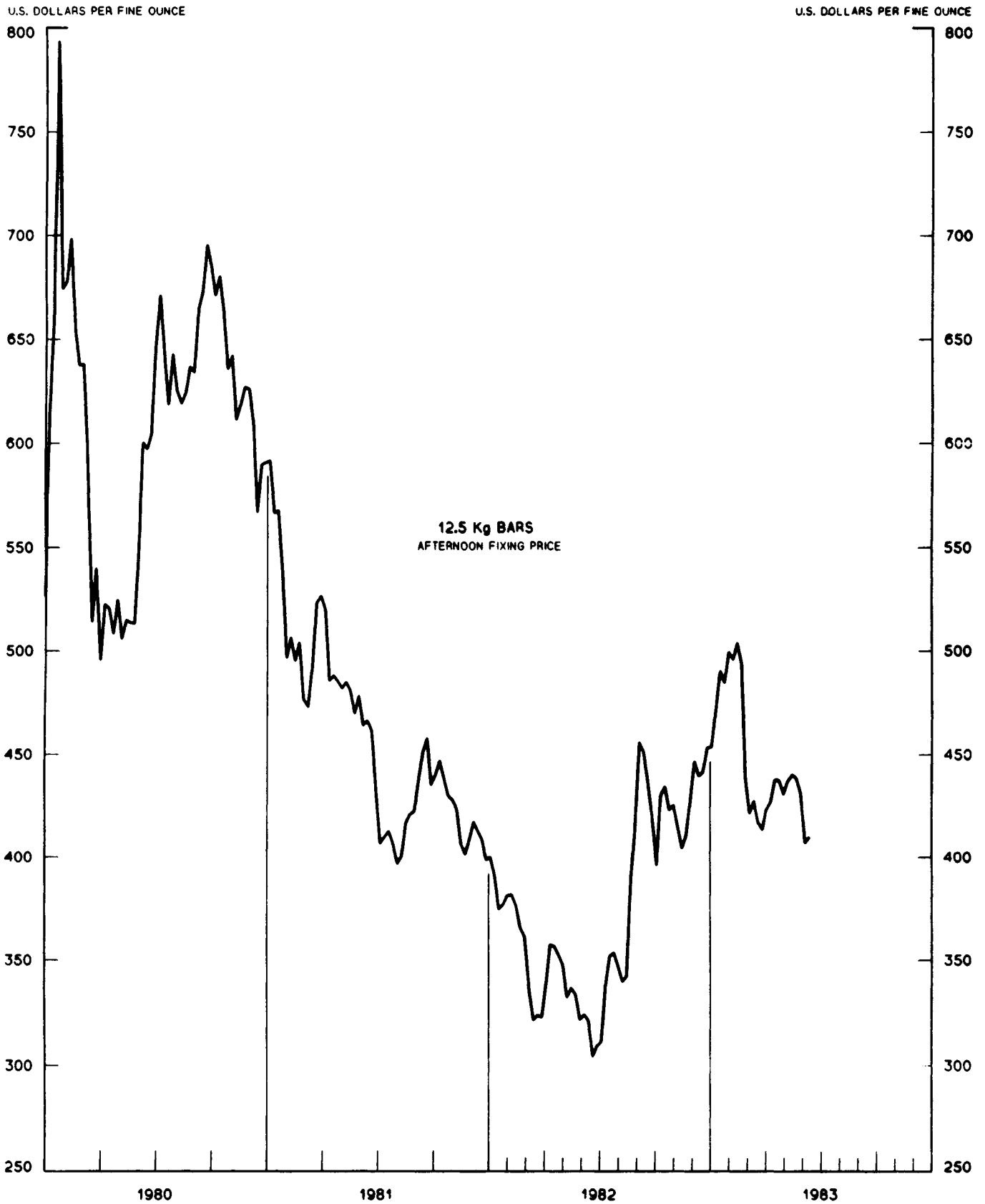


CHART 3
PRICE OF GOLD IN LONDON
AVERAGES FOR WEEK ENDING WEDNESDAY



CHAPT 4
CALL MONEY RATES
 WEEKLY SERIES

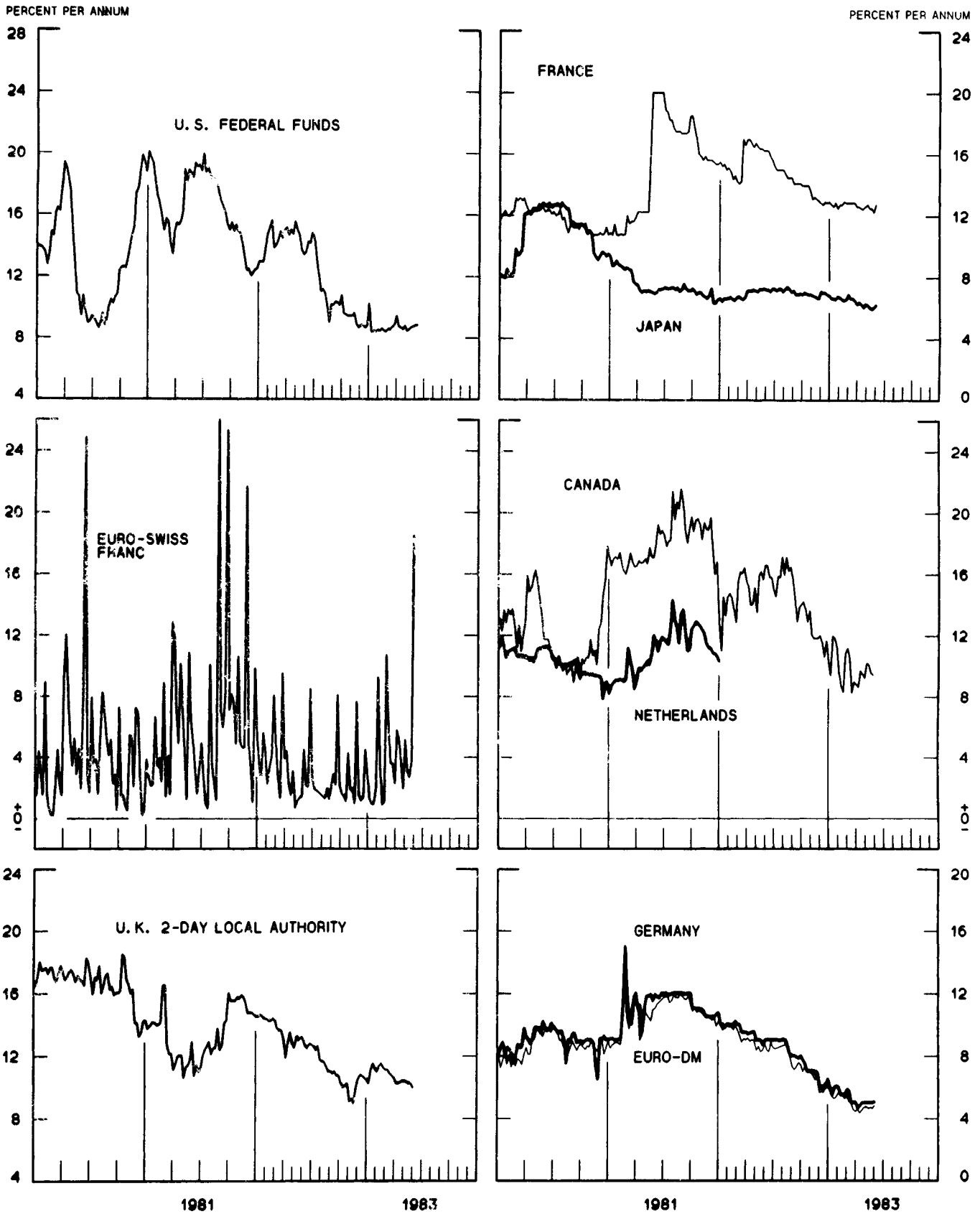


CHART 5
3-MONTH INTEREST RATES
 WEEKLY SERIES

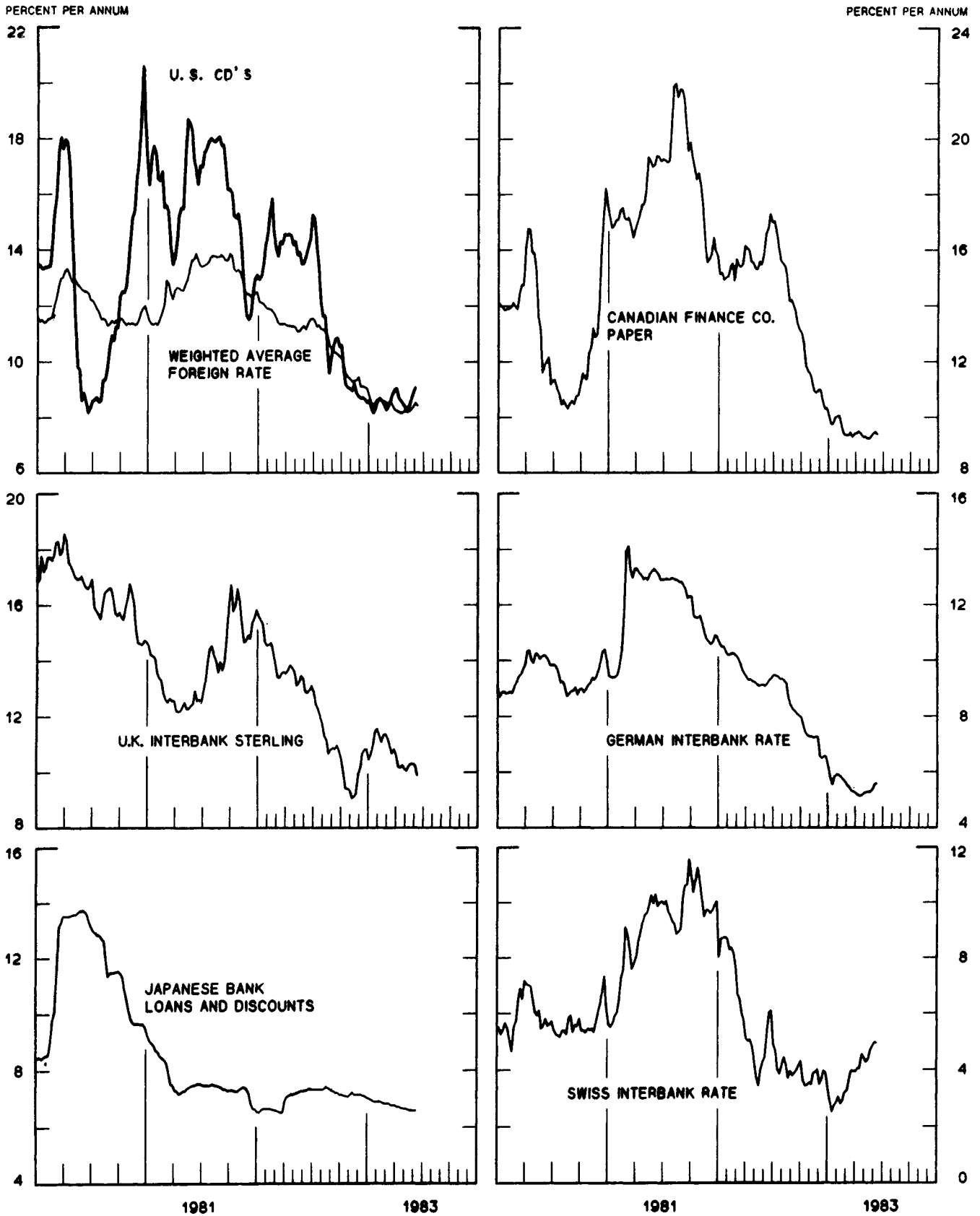


CHART 6
EURO-DOLLAR DEPOSIT RATES LONDON
AVERAGES FOR WEEK ENDING WEDNESDAY

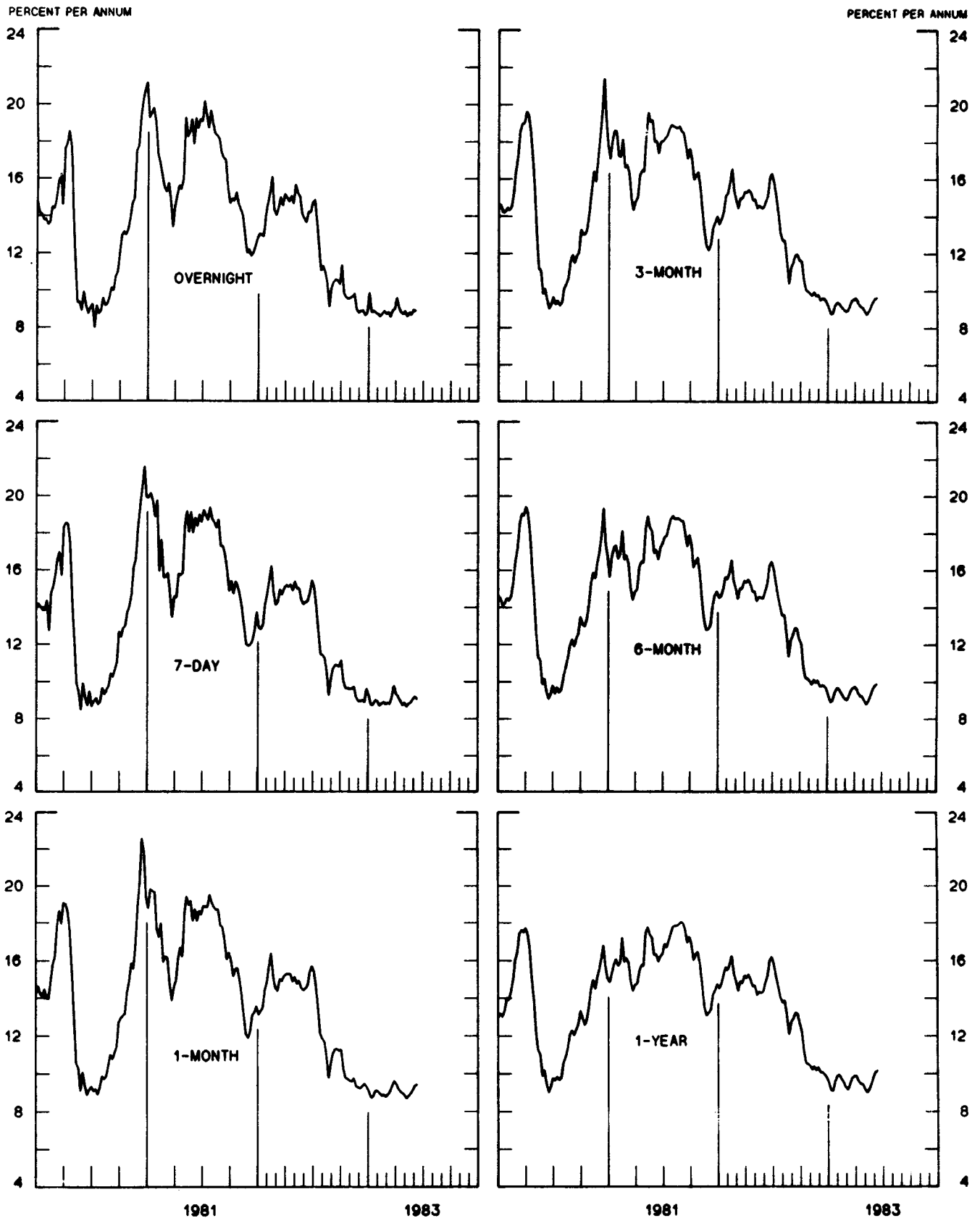
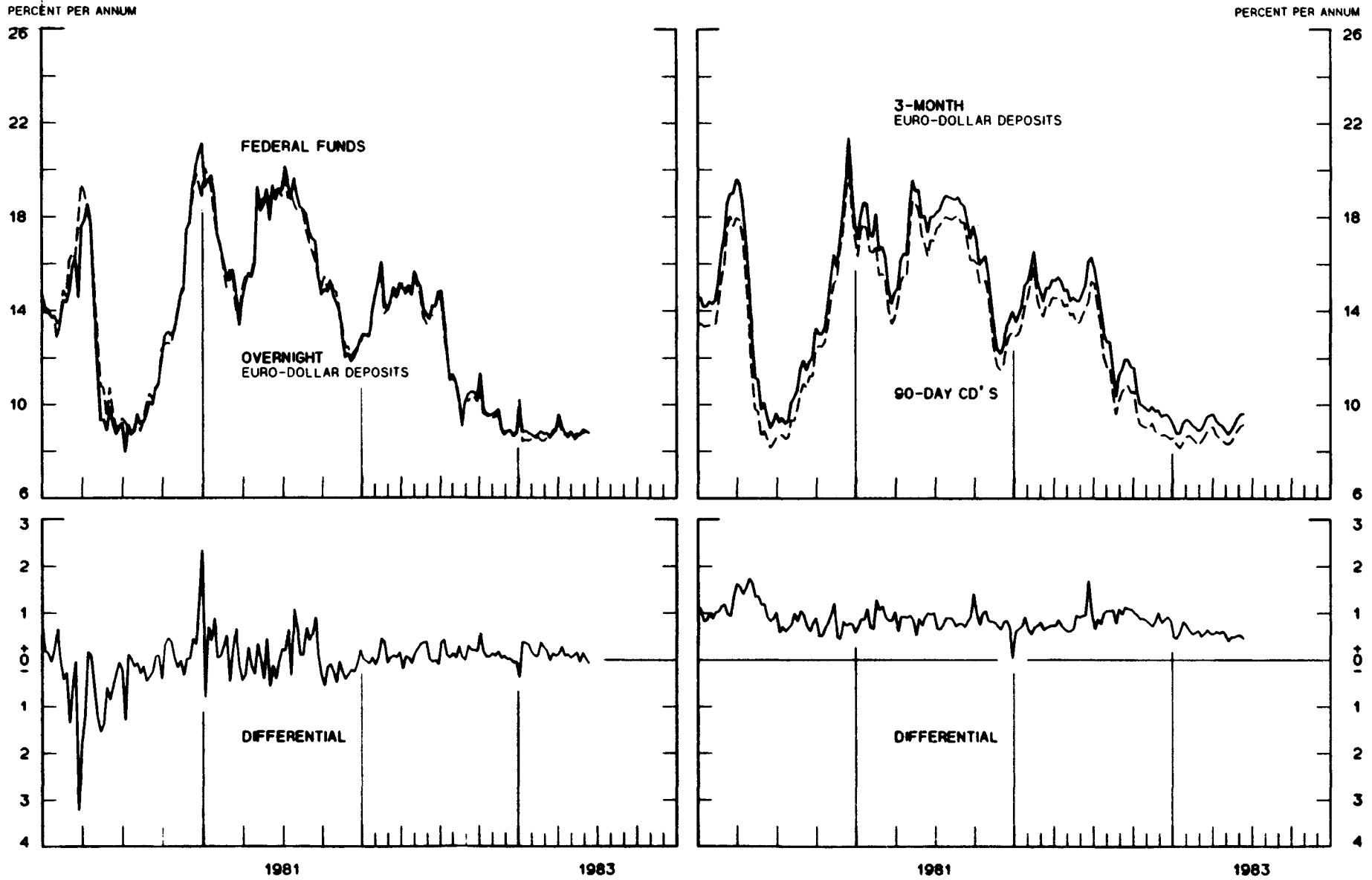


CHART 7
SELECTED EURO-DOLLAR AND U. S. MONEY MARKET RATES

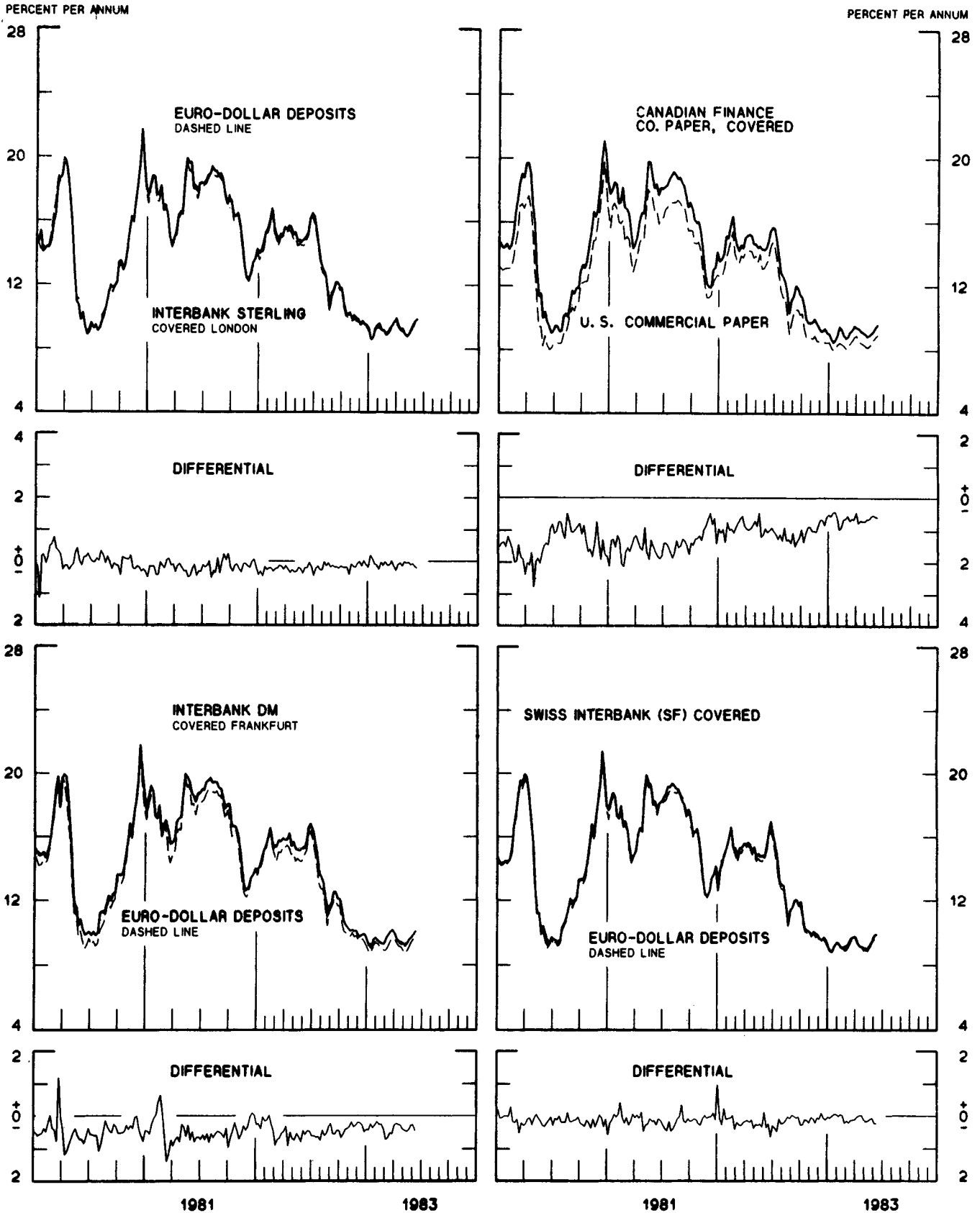
DIFFERENTIAL: PLUS(+), FAVORS BORROWING IN U. S.
 AVERAGES FOR WEEK ENDING WEDNESDAY



1 PERCENT ON DIFFERENTIAL SCALE = 2 PERCENT ON RATE SCALE

INTEREST ARBITRAGE: 3-MONTH FUNDS

DIFFERENTIAL: PLUS(+), INDICATES FAVOR DOLLAR ASSETS
AVERAGES FOR WEEK ENDING WEDNESDAY



1 PERCENT ON DIFFERENTIAL SCALE = 2 PERCENT ON RATE SCALE

CHART 9
LONG-TERM GOVERNMENT BOND YIELDS
 WEEKLY SERIES

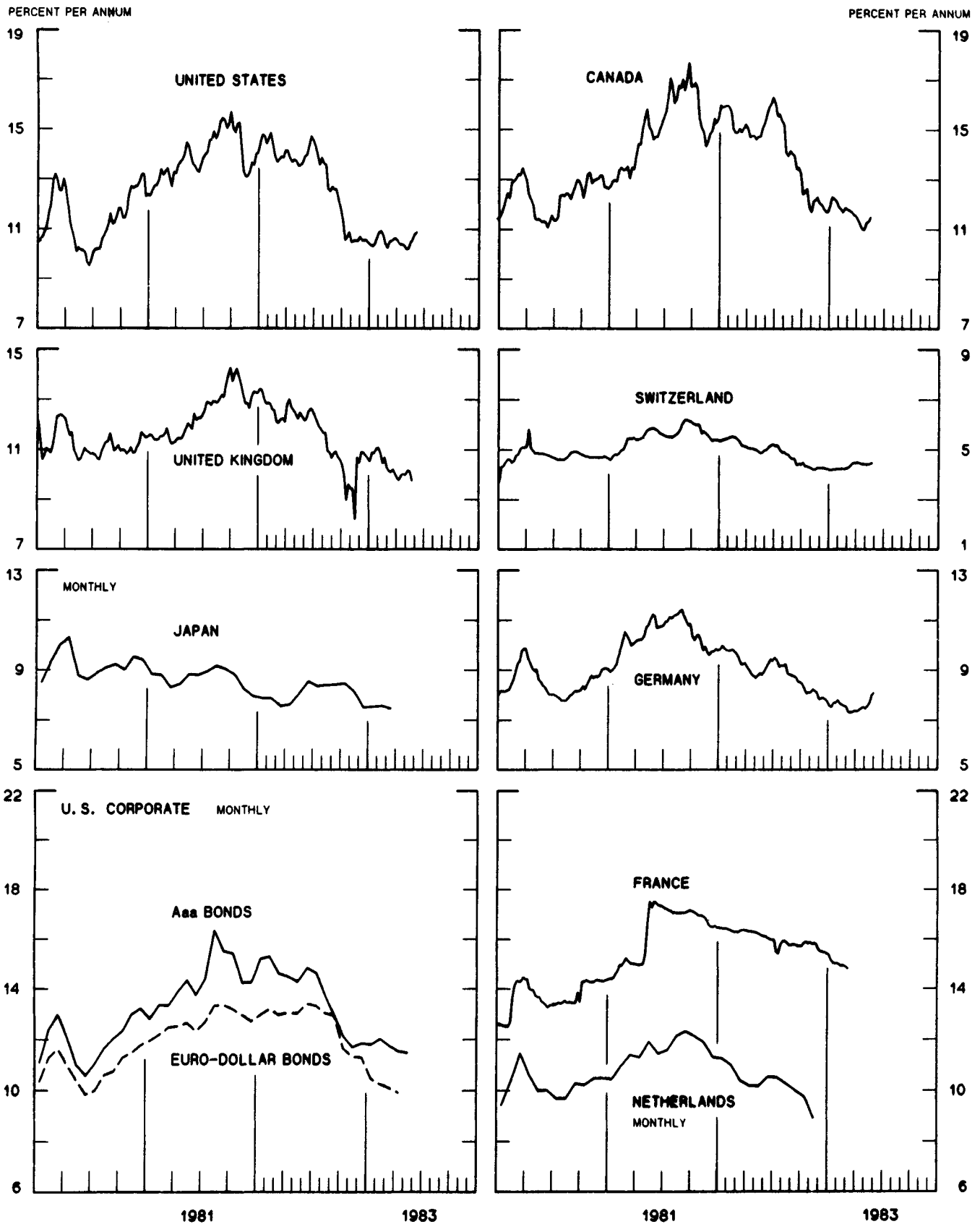
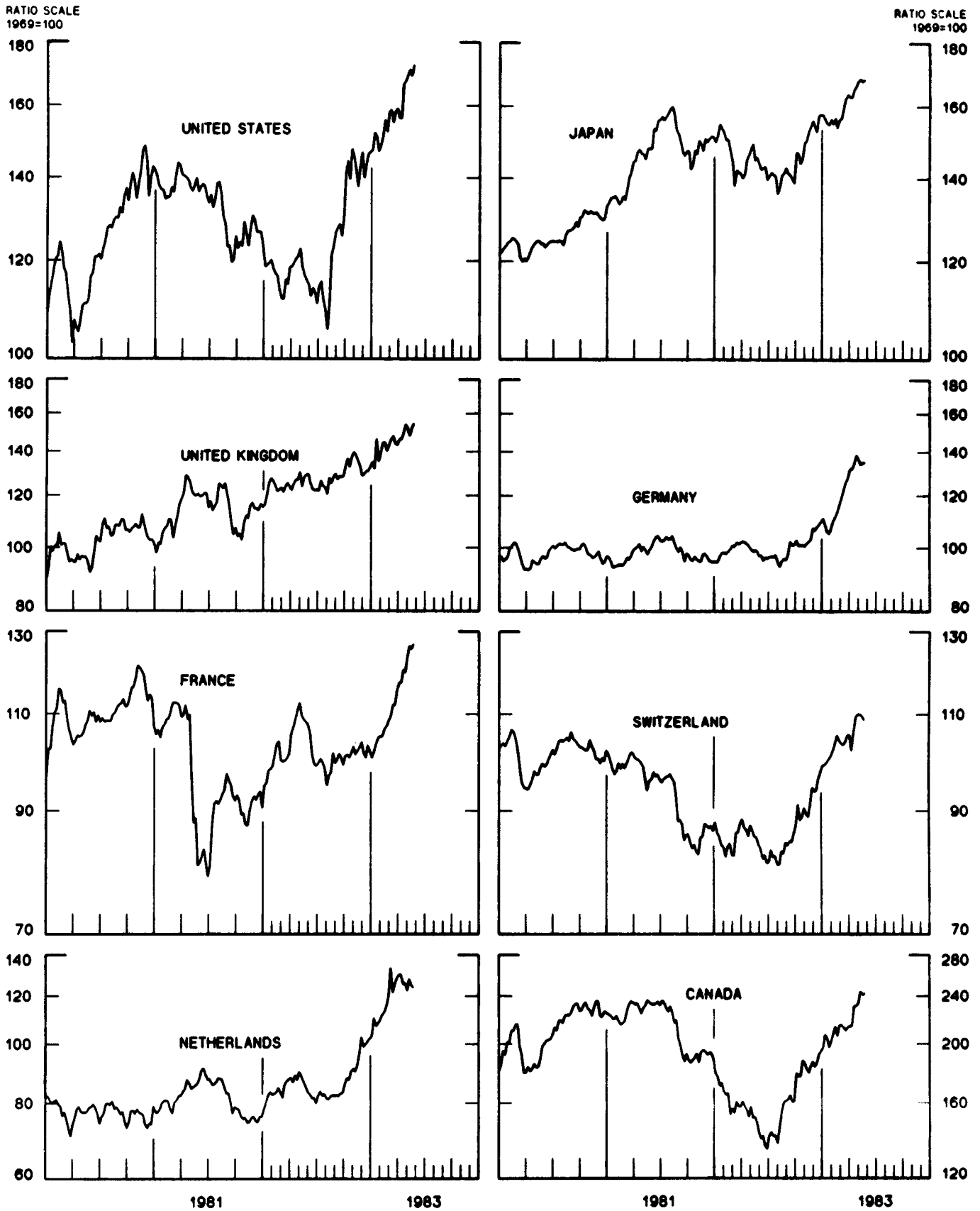


CHART 10
INDUSTRIAL STOCK INDICES
 WEEKLY SERIES



SERIES NAME

LAST VALUE PLOTTED
DATE VALUE

CHART 1. SPOT EXCHANGE RATES AND INDICES

WEEKLY AVERAGES, NOON BUYING RATES (U.S. CENTS)

GERMAN MARK	JUNE 15	39.04
JAPANESE YEN	JUNE 15	0.41223
DUTCH GUILDER	JUNE 15	34.84
U.K. POUND	JUNE 15	154.92
CANADIAN DOLLAR	JUNE 15	80.94
FRENCH FRANC	JUNE 15	12.98
SWISS FRANC	JUNE 15	46.92
BELGIAN FRANC	JUNE 15	1.95482
ITALIAN LIRA	JUNE 15	0.06592

INDICES, MARCH 1973 BASE RATES = 100

GERMAN MARK	JUNE 15	109.83
JAPANESE YEN	JUNE 15	107.93
DUTCH GUILDER	JUNE 15	100.02
U.K. POUND	JUNE 15	62.66
CANADIAN DOLLAR	JUNE 15	80.68
FRENCH FRANC	JUNE 15	58.48
SWISS FRANC	JUNE 15	150.96
BELGIAN FRANC	JUNE 15	77.03
ITALIAN LIRA	JUNE 15	37.45

WEIGHTED AVERAGE EXCHANGE VALUE INDICES, MAR 1973 = 100
(G-10 COUNTRIES PLUS SWITZERLAND)

U.S. DOLLAR	JUNE 15	125.77
GERMAN MARK	JUNE 15	138.81
JAPANESE YEN	JUNE 15	133.32
DUTCH GUILDER	JUNE 15	121.31
U.K. POUND	JUNE 15	72.85
CANADIAN DOLLAR	JUNE 15	96.37
FRENCH FRANC	JUNE 15	67.24
SWISS FRANC	JUNE 15	183.92
BELGIAN FRANC	JUNE 15	91.87
ITALIAN LIRA	JUNE 15	42.18
SWEDISH KRONA	JUNE 15	68.38

CHART 2. 3-MONTH FORWARD EXCHANGE RATES, PREMIUM OR DISCOUNT

CANADIAN DOLLAR	JUNE 15	0.18
U.K. POUND	JUNE 15	-0.04
GERMAN MARK	JUNE 15	4.43
FRENCH FRANC	JUNE 15	-4.87
SWISS FRANC	JUNE 15	4.85
DUTCH GUILDER	JUNE 15	3.63
JAPANESE YEN	JUNE 15	3.24
ITALIAN LIRA	JUNE 15	-7.46

SERIES NAME	LAST VALUE PLOTTED DATE	VALUE
CHART 3. GOLD PRICE IN LONDON, AFTERNOON FIXING		
U.S. DOLLARS PER FINE OUNCE	JUNE 15	409.63
CHART 4. CALL MONEY RATES		
U.S. FEDERAL FUNDS	JUNE 15	8.84
OVERNIGHT EURO-DOLLAR DEPOSITS	JUNE 15	8.76
U.K.	JUNE 3	10.00
CANADA	MAY 27	9.46
GERMANY	JUNE 3	5.05
EURO-DM	JUNE 3	4.81
JAPAN	JUNE 3	6.19
FRANCE	JUNE 3	12.75
NETHERLANDS	JAN. 1	10.30
EURO-SWISS FRANC	JUNE 3	18.50
CHART 5. 3-MONTH INTEREST RATES		
U.S. 90-DAY CD'S, SECONDARY MARKET	JUNE 15	9.15
GERMAN INTERBANK LOAN	JUNE 15	5.56
JAPANESE BANK LOANS & DISCOUNTS	JUNE 15	6.56
CANADIAN FINANCE PAPER	JUNE 15	9.38
INTERBANK STERLING	JUNE 15	9.86
SWISS INTERBANK LOAN	JUNE 15	4.92
WEIGHTED AVERAGE FOREIGN INTEREST RATE (G-10 COUNTRIES PLUS SWITZERLAND)	JUNE 15	8.41
CHART 6. EURO-DOLLAR DEPOSIT RATES: LONDON		
OVERNIGHT	JUNE 15	8.76
7-DAY	JUNE 15	9.05
1-MONTH	JUNE 15	9.39
3-MONTH	JUNE 15	9.60
6-MONTH	JUNE 15	9.89
1-YEAR	JUNE 15	10.11
CHART 7. SELECTED EURO-DOLLAR AND U.S. MONEY MARKET RATES		
OVERNIGHT EURO-DOLLAR DEPOSITS	JUNE 15	8.76
U.S. FEDERAL FUNDS	JUNE 15	8.84
DIFFERENTIAL ADJ. FOR RESERVE REQUIREMENTS	JUNE 15	-0.08
3-MONTH EURO-DOLLAR DEPOSIT RATE	JUNE 15	9.60
U.S. 90-DAY CD'S, SECONDARY MARKET	JUNE 15	9.15
DIFFERENTIAL	JUNE 15	0.45

SERIES NAME

LAST VALUE PLOTTED
DATE VALUE

CHART 8. INTEREST ARBITRAGE, 3-MONTH FUNDS

EURO-DOLLAR DEPOSIT	JUNE 15	9.60
INTERBANK STERLING (LONDON), COVERED	JUNE 15	9.82
DIFFERENTIAL	JUNE 15	-0.22
U.S. COMMERCIAL PAPER	JUNE 15	8.96
CANADIAN FINANCE PAPER, COVERED	JUNE 15	9.57
DIFFERENTIAL	JUNE 15	-0.61
EURO-DOLLAR DEPOSIT	JUNE 15	9.60
INTERBANK DM (FRANKFURT), COVERED	JUNE 15	10.05
DIFFERENTIAL	JUNE 15	-0.45
EURO-DOLLAR DEPOSIT	JUNE 15	9.60
SWISS INTERBANK, COVERED	JUNE 15	9.84
DIFFERENTIAL	JUNE 15	-0.24

CHART 9. LONG TERM GOVERNMENT BOND YIELDS

UNITED STATES	JUNE 10	10.87
GERMANY	JUNE 3	8.07
JAPAN (MONTHLY)	MARCH	7.46
SWITZERLAND	MAY 27	4.47
CANADA	JUNE 3	11.49
FRANCE	MARCH 11	14.79
NETHERLANDS (MONTHLY)	FEB.	8.20
UNITED KINGDOM	MAY 27	9.74

U.S. CORPORATE

AAA BONDS	MAY	11.46
EURO-DOLLAR BONDS	APRIL	9.90

CHART 10. STOCK INDICES

UNITED STATES	MAY 25	172.34
UNITED KINGDOM	MAY 25	154.03
CANADA	MAY 25	241.07
GERMANY	MAY 25	134.63
SWITZERLAND	MAY 25	108.61
NETHERLANDS	MAY 25	123.83
FRANCE	MAY 25	126.58
JAPAN	MAY 25	167.89