

Selected Interest & Exchange Rates

Weekly Series of Charts

June 6, 1983

Prepared by the
FINANCIAL MARKETS
SECTION

DIVISION OF
INTERNATIONAL FINANCE

BOARD OF GOVERNORS
FEDERAL RESERVE SYSTEM
Washington, D.C. 20551

Table of Contents

TABLES

1. LATEST FIGURES PLOTTED
2. DAILY CERTIFIED SPOT
EXCHANGE RATES--
H.10 RELEASE

CHARTS

1. SPOT EXCHANGE RATE INDICES
2. 3-MONTH FORWARD EXCHANGE RATES
3. GOLD PRICE--LONDON
4. CALL MONEY RATES
5. 3-MONTH INTEREST RATES
6. EURO-DOLLAR DEPOSIT RATES
7. SELECTED EURO-DOLLAR AND
U.S. MONEY MARKET RATES
8. INTEREST ARBITRAGE: 3-MONTH FUNDS
9. LONG-TERM GOVERNMENT BOND YIELDS
10. INDUSTRIAL STOCK INDICES

SUBSCRIPTION RATES:

Weekly \$15.00 per year or \$.40 each in the United States, its possessions, Canada, and Mexico; 10 or more of the same issue to one address, \$13.50 per year or \$.35 each. Elsewhere, \$20.00 per year or \$.50 each. Address requests to Publications Services, Division of Administrative Services, and make payment remittance payable to the order of the Board of Governors of the Federal Reserve System in a form collectible at par in U.S. Currency.

SPOT EXCHANGE INDICES

DOLLAR PRICES OF FOREIGN CURRENCIES AND WEIGHTED AVERAGE VALUES (THIN LINE)
 AVERAGES FOR WEEK ENDING WEDNESDAY

RATIO SCALE
 MARCH 1973=100

RATIO SCALE
 MARCH 1973=100

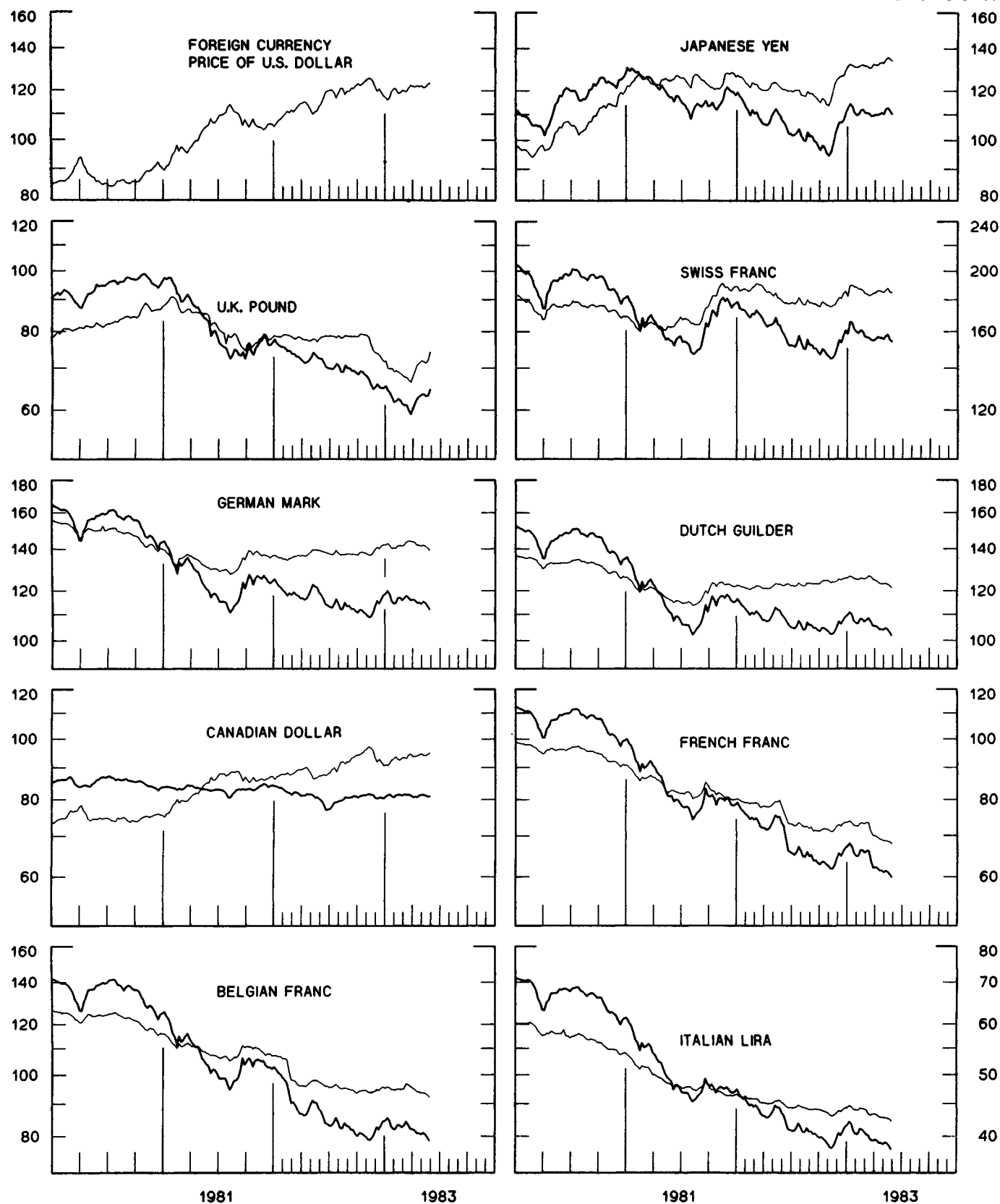


CHART 2
3-MONTH FORWARD EXCHANGE RATES

PREMIUM (+) OR (-)
AVERAGES FOR WEEK ENDING WEDNESDAY

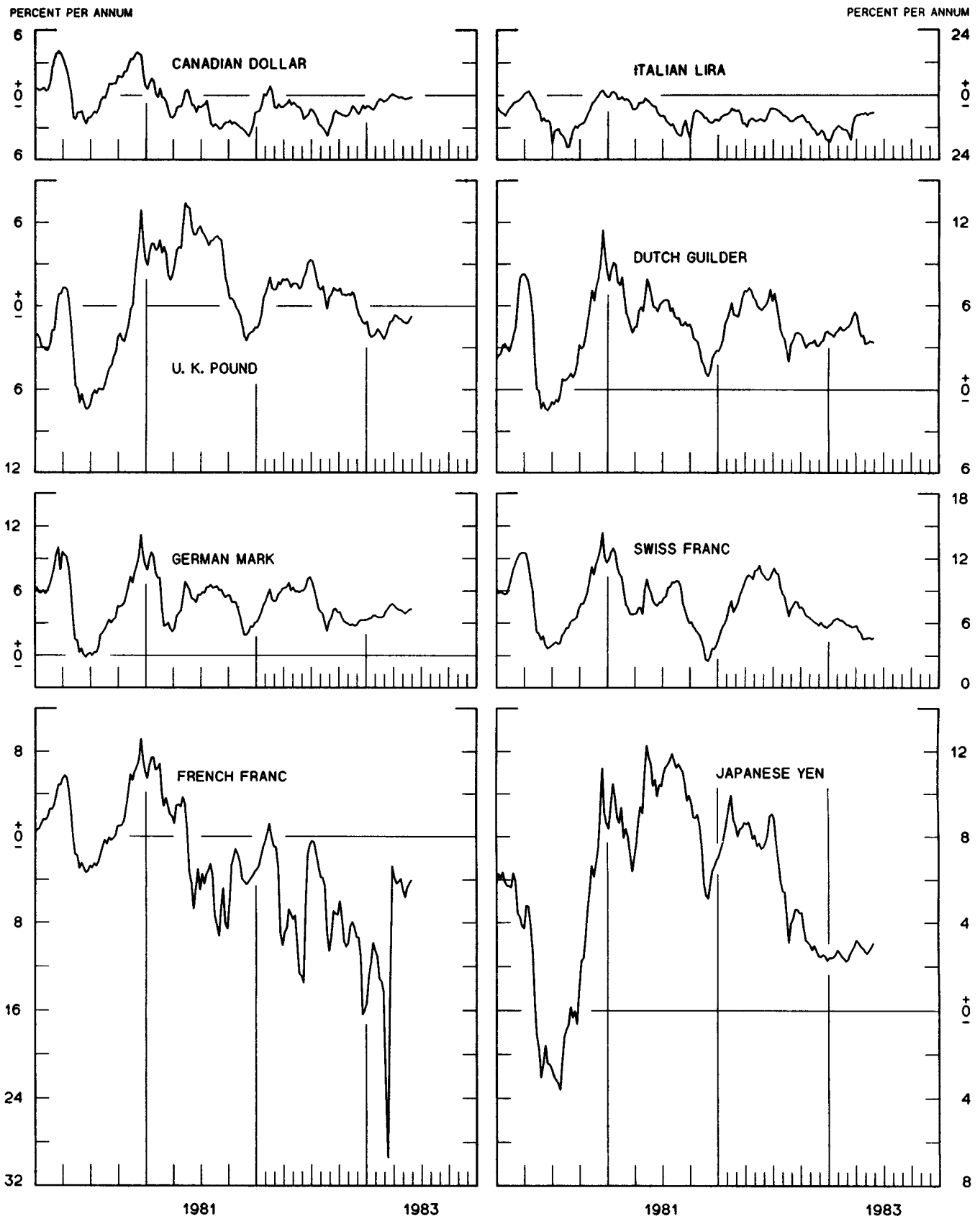


CHART 3
PRICE OF GOLD IN LONDON
AVERAGES FOR WEEK ENDING WEDNESDAY

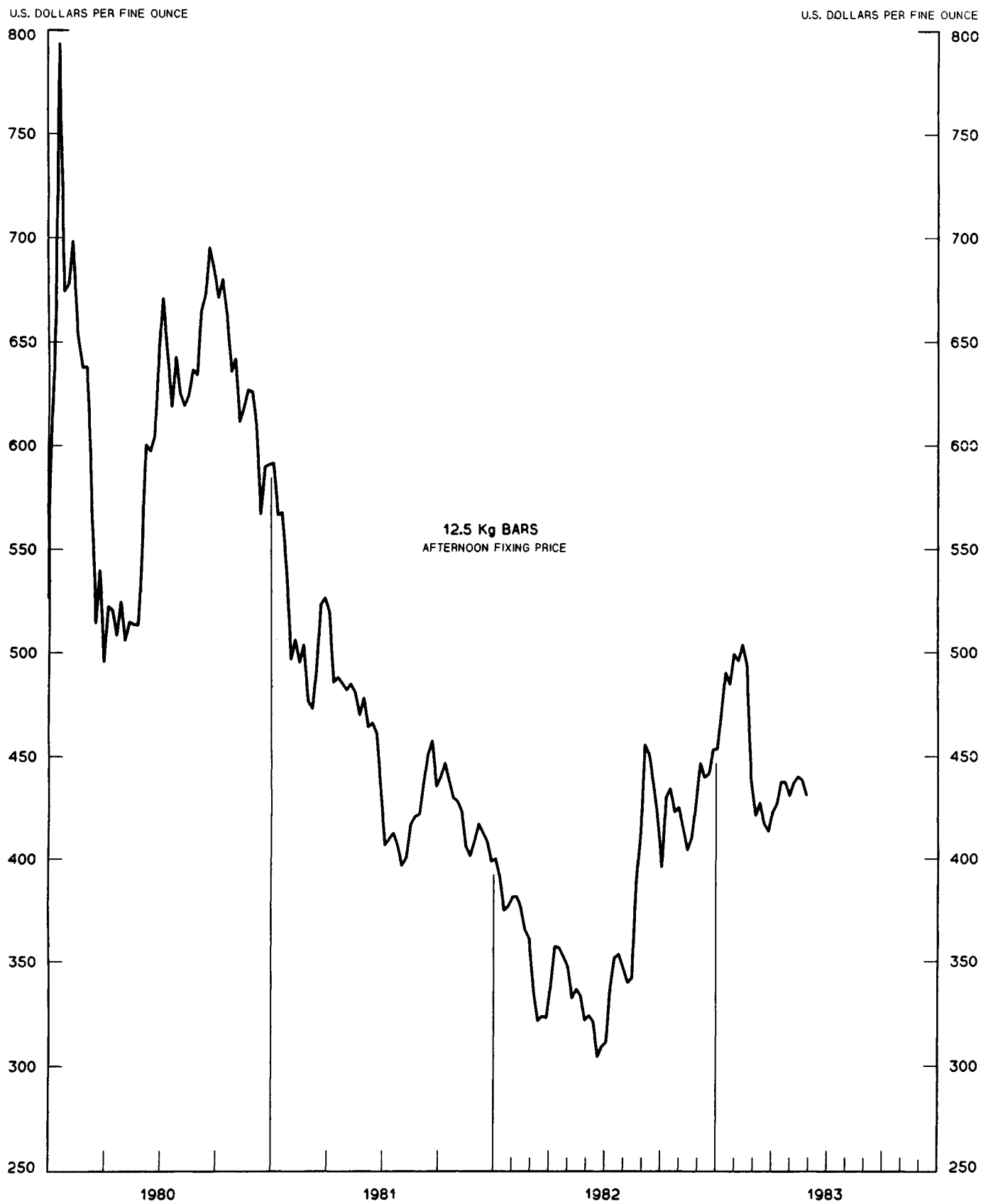


CHART 4
CALL MONEY RATES
WEEKLY SERIES

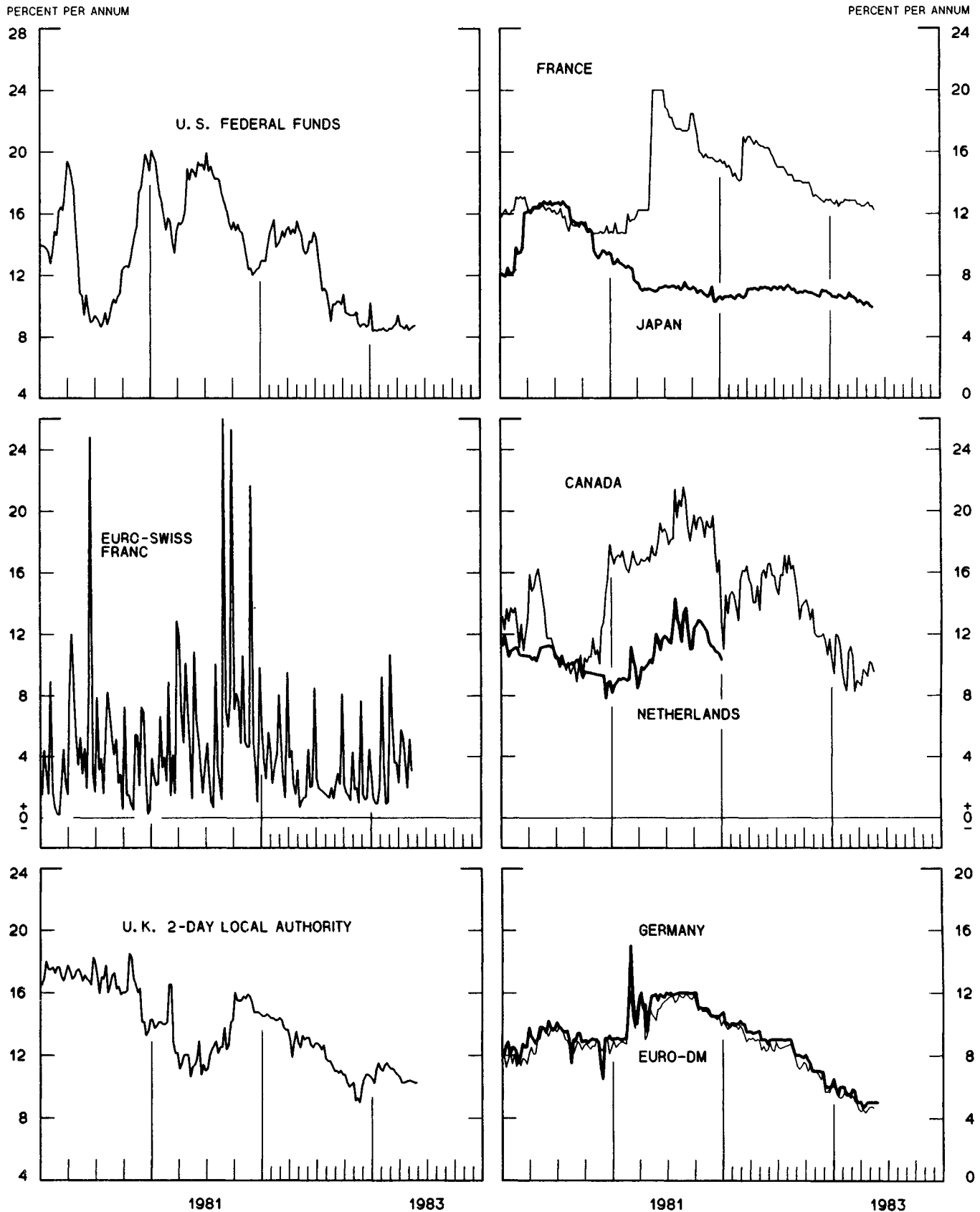


CHART 5
3-MONTH INTEREST RATES
 WEEKLY SERIES

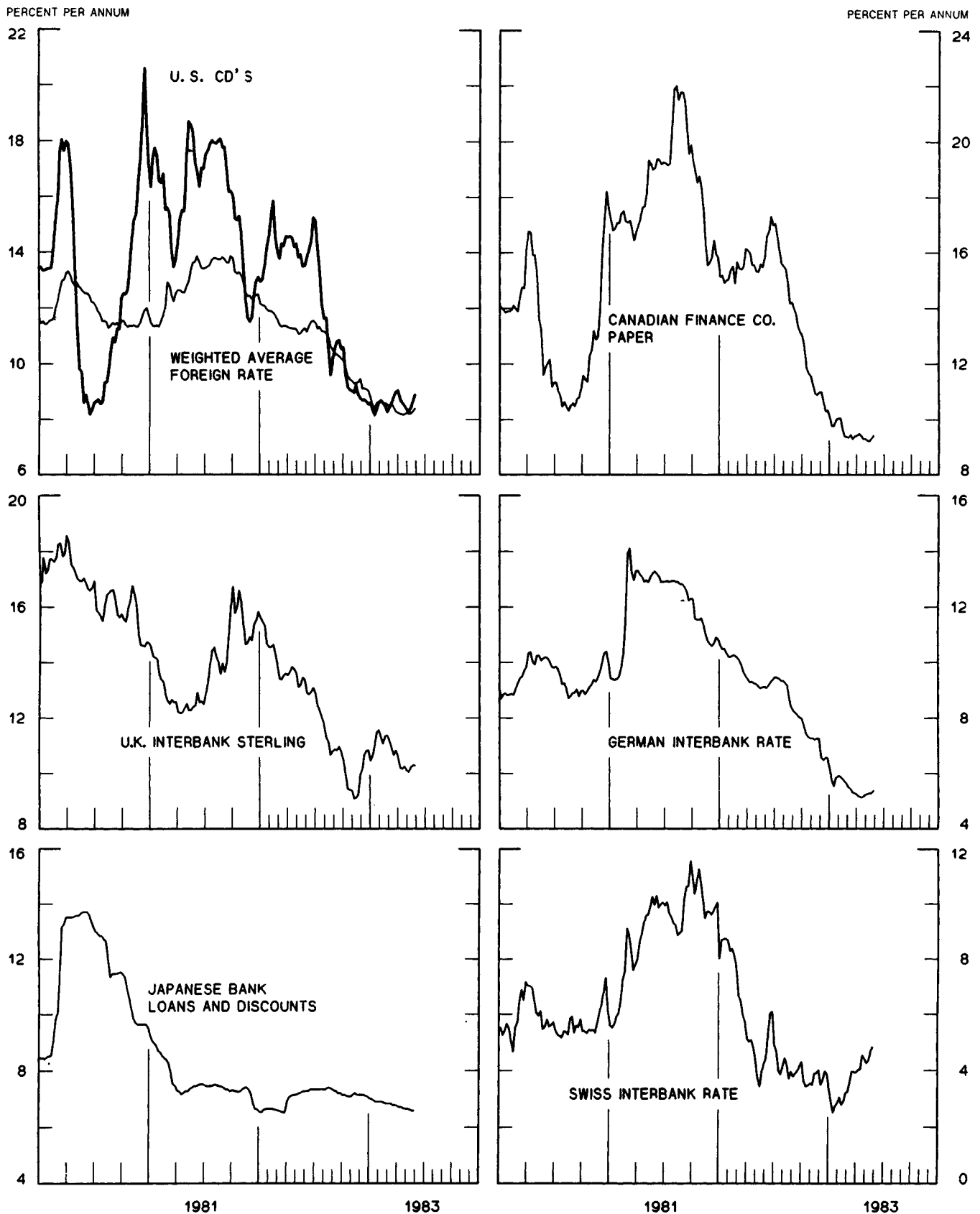


CHART 6
EURO-DOLLAR DEPOSIT RATES LONDON
AVERAGES FOR WEEK ENDING WEDNESDAY

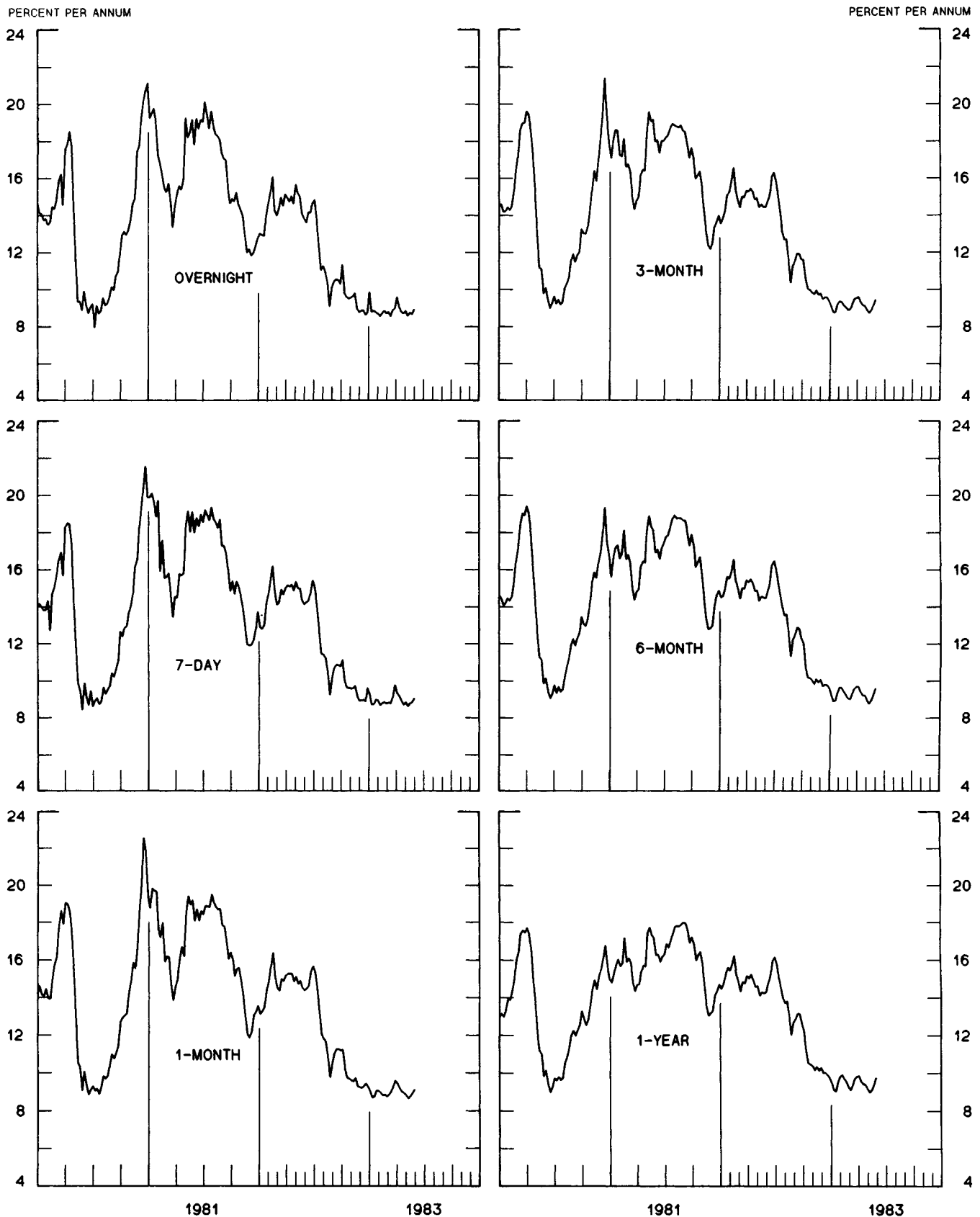
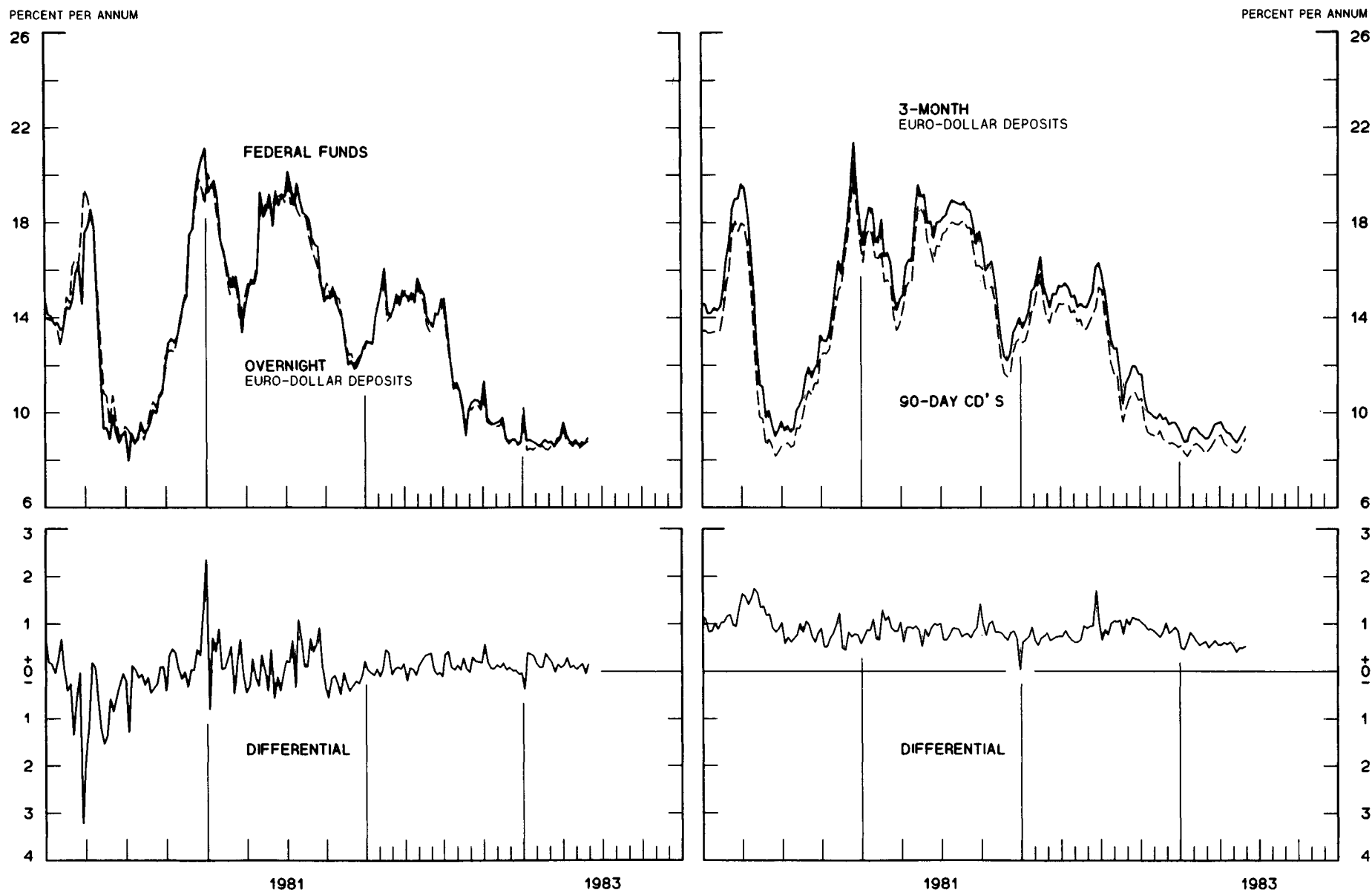


CHART 7 SELECTED EURO-DOLLAR AND U. S. MONEY MARKET RATES

DIFFERENTIAL: PLUS(+), FAVORS BORROWING IN U. S.
 AVERAGES FOR WEEK ENDING WEDNESDAY

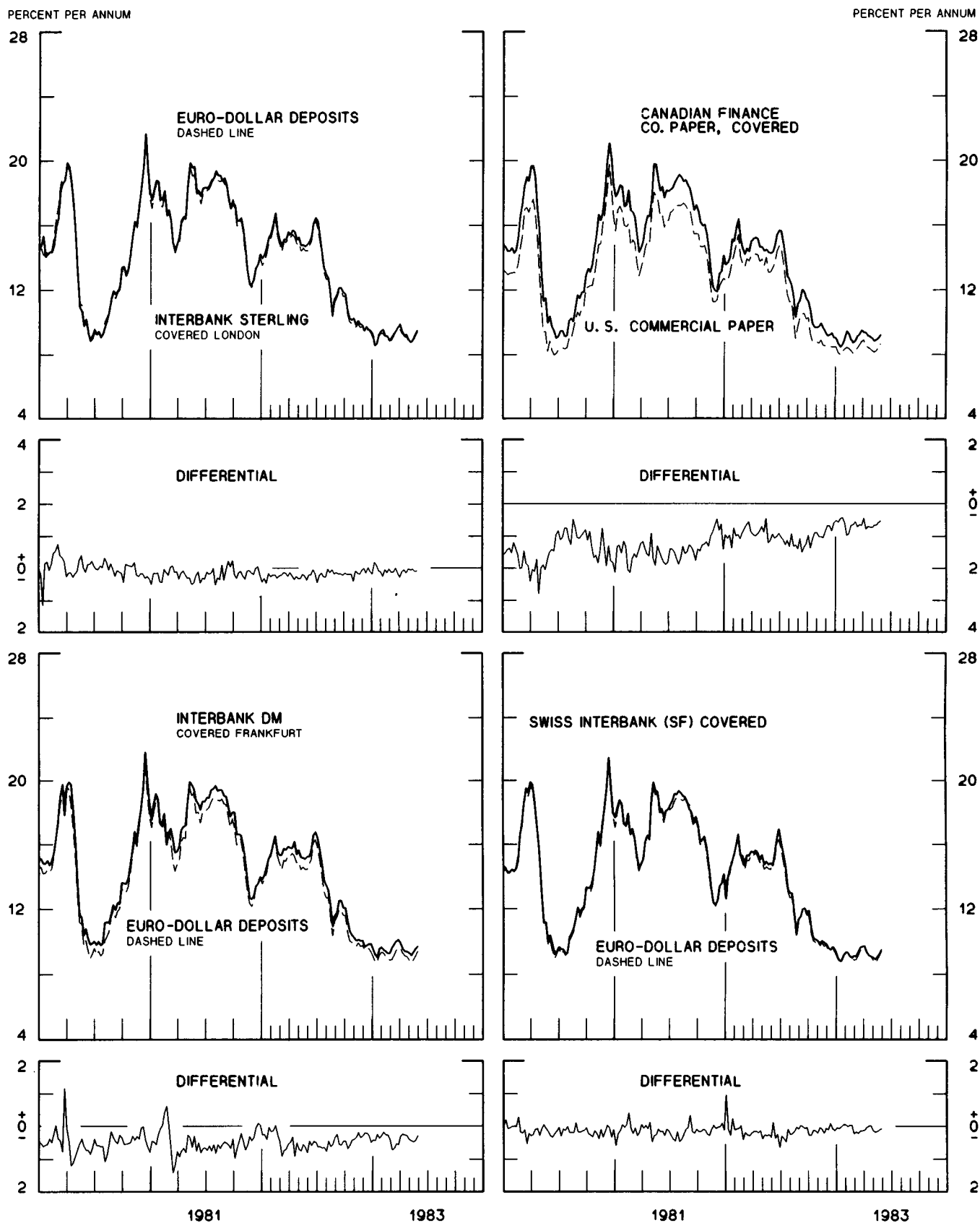


1 PERCENT ON DIFFERENTIAL SCALE = 2 PERCENT ON RATE SCALE

CHART 8

INTEREST ARBITRAGE: 3-MONTH FUNDS

DIFFERENTIAL: PLUS(+), INDICATES FAVOR DOLLAR ASSETS
AVERAGES FOR WEEK ENDING WEDNESDAY



1 PERCENT ON DIFFERENTIAL SCALE = 2 PERCENT ON RATE SCALE

CHART 9
LONG-TERM GOVERNMENT BOND YIELDS
 WEEKLY SERIES

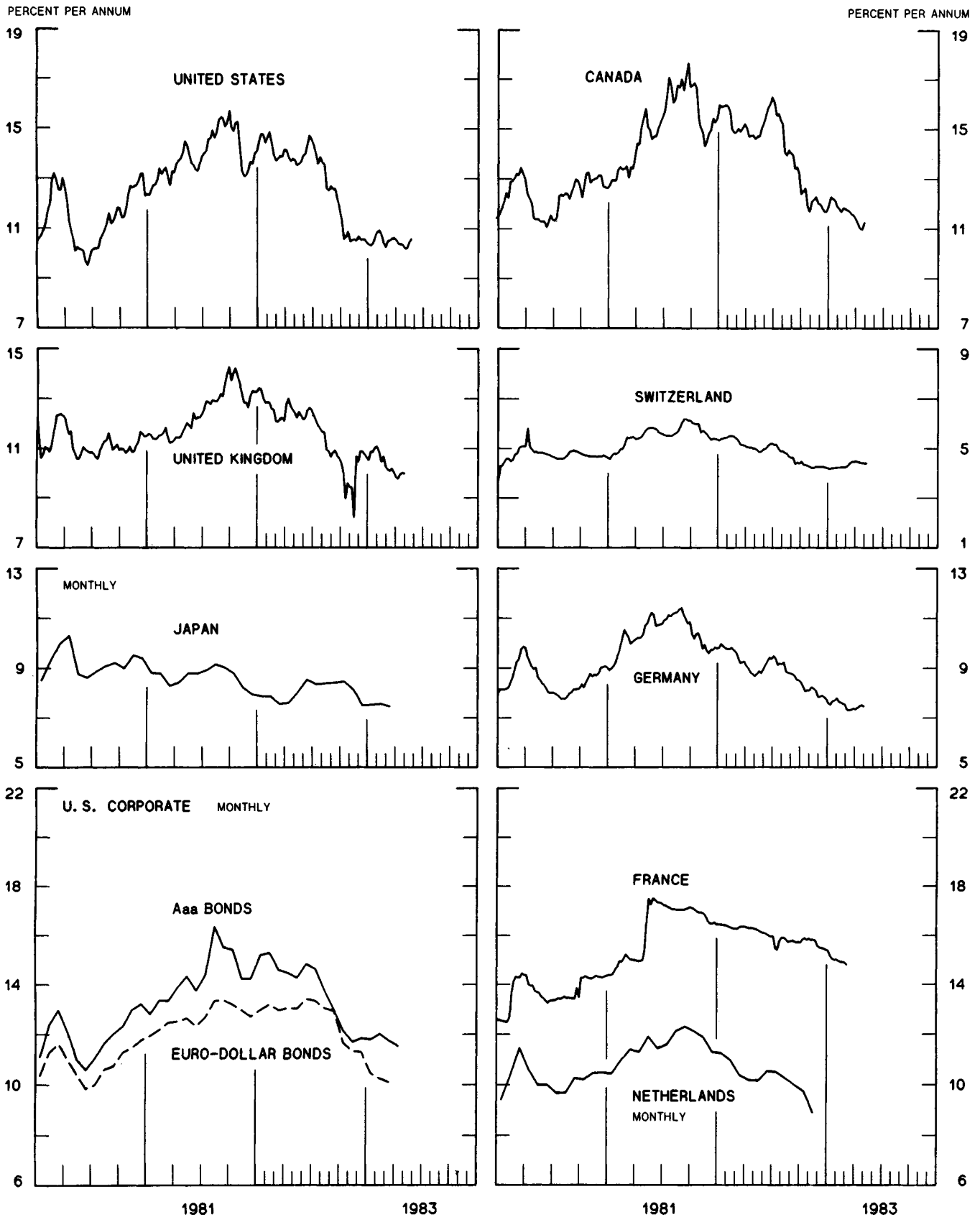
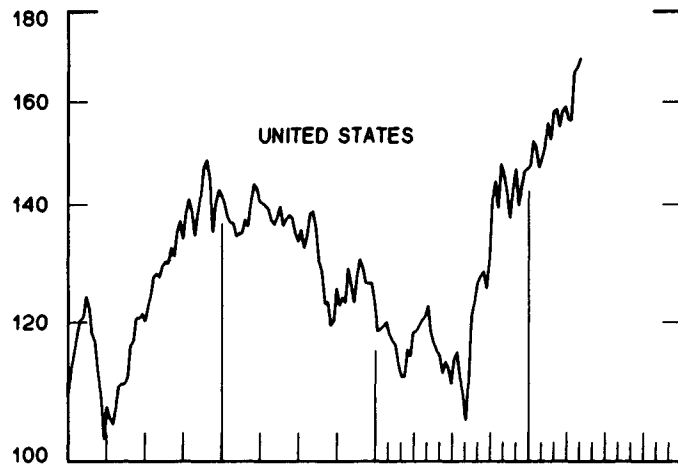
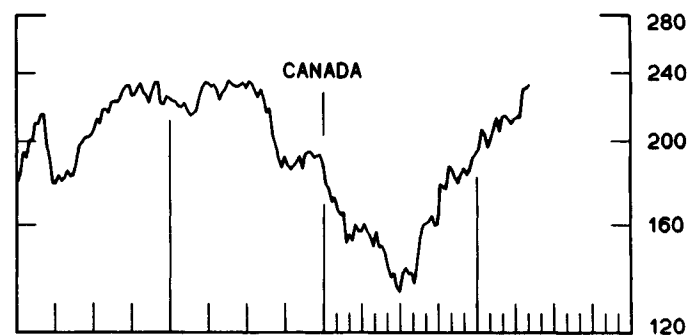
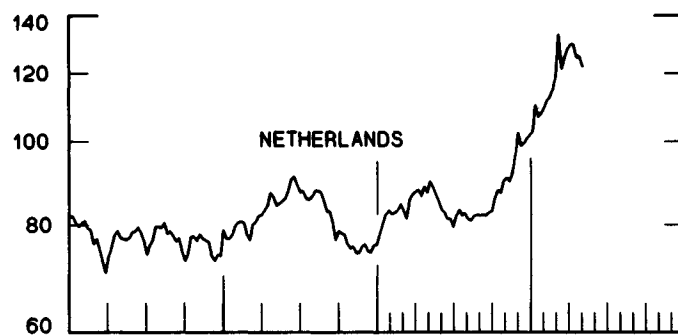
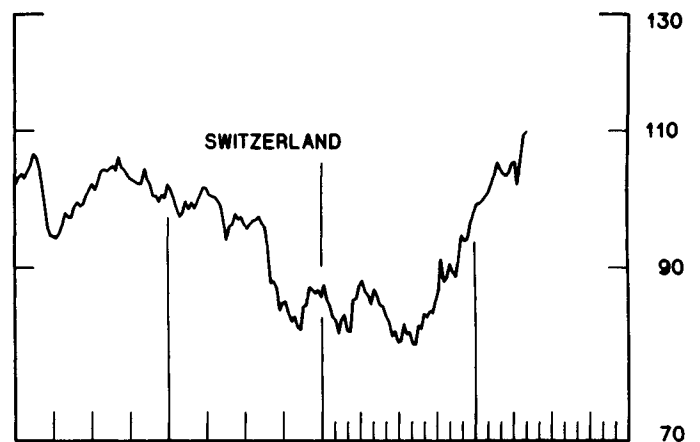
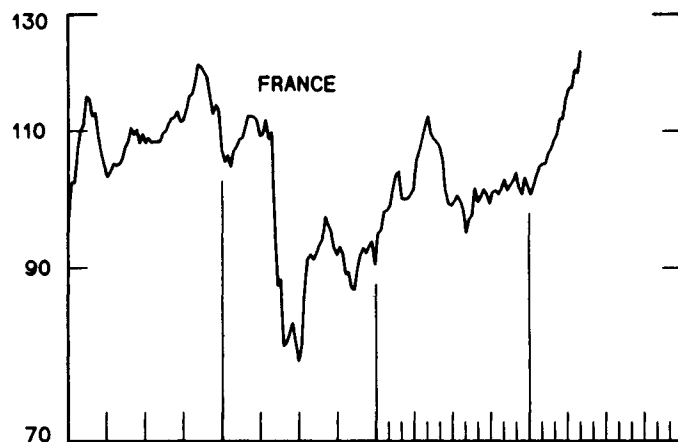
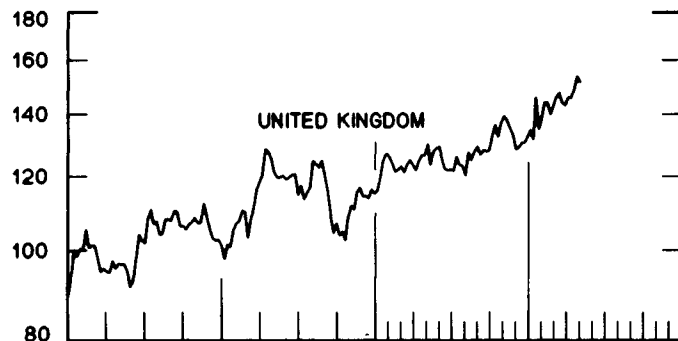
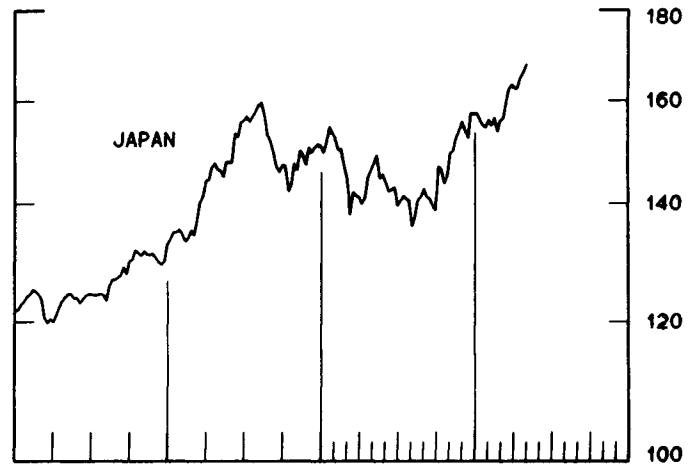


CHART 10
INDUSTRIAL STOCK INDICES
WEEKLY SERIES

RATIO SCALE
1969=100



RATIO SCALE
1969=100



1981

1983

1981

1983

SERIES NAME

LAST VALUE PLOTTED
DATE VALUE

CHART 1. SPOT EXCHANGE RATES AND INDICES

WEEKLY AVERAGES, NOON BUYING RATES (U.S. CENTS)

GERMAN MARK	JUNE 1	39.68
JAPANESE YEN	JUNE 1	0.41964
DUTCH GUILDER	JUNE 1	35.29
U.K. POUND	JUNE 1	159.86
CANADIAN DOLLAR	JUNE 1	81.22
FRENCH FRANC	JUNE 1	13.22
SWISS FRANC	JUNE 1	47.82
BELGIAN FRANC	JUNE 1	1.98631
ITALIAN LIRA	JUNE 1	0.06688

INDICES, MARCH 1973 BASE RATES = 100

GERMAN MARK	JUNE 1	111.62
JAPANESE YEN	JUNE 1	109.88
DUTCH GUILDER	JUNE 1	101.31
U.K. POUND	JUNE 1	64.66
CANADIAN DOLLAR	JUNE 1	80.96
FRENCH FRANC	JUNE 1	59.56
SWISS FRANC	JUNE 1	153.85
BELGIAN FRANC	JUNE 1	78.27
ITALIAN LIRA	JUNE 1	37.99

WEIGHTED AVERAGE EXCHANGE VALUE INDICES, MAR 1973 = 100
(G-10 COUNTRIES PLUS SWITZERLAND)

U.S. DOLLAR	JUNE 1	123.32
GERMAN MARK	JUNE 1	139.53
JAPANESE YEN	JUNE 1	133.99
DUTCH GUILDER	JUNE 1	121.38
U.K. POUND	JUNE 1	74.28
CANADIAN DOLLAR	JUNE 1	95.13
FRENCH FRANC	JUNE 1	67.78
SWISS FRANC	JUNE 1	185.12
BELGIAN FRANC	JUNE 1	92.27
ITALIAN LIRA	JUNE 1	42.26
SWEDISH KRONA	JUNE 1	68.49

CHART 2. 3-MONTH FORWARD EXCHANGE RATES, PREMIUM OR DISCOUNT

CANADIAN DOLLAR	JUNE 1	-0.21
U.K. POUND	JUNE 1	-0.75
GERMAN MARK	JUNE 1	4.28
FRENCH FRANC	JUNE 1	-4.05
SWISS FRANC	JUNE 1	4.61
DUTCH GUILDER	JUNE 1	3.36
JAPANESE YEN	JUNE 1	3.06
ITALIAN LIRA	JUNE 1	-6.54

SERIES NAME	LAST VALUE PLOTTED	
	DATE	VALUE
CHART 3. GOLD PRICE IN LONDON, AFTERNOON FIXING		
U.S. DOLLARS PER FINE OUNCE	JUNE 1	431.19
CHART 4. CALL MONEY RATES		
U.S. FEDERAL FUNDS	JUNE 1	8.77
OVERNIGHT EURO-DOLLAR DEPCSITS	JUNE 1	8.92
U.K.	MAY 27	10.25
CANADA	MAY 20	9.57
GERMANY	MAY 27	5.00
EURO-DM	MAY 13	4.68
JAPAN	MAY 20	5.94
FRANCE	MAY 27	12.25
NETHERLANDS	JAN. 1	10.30
EURO-SWISS FRANC	MAY 13	3.05
CHART 5. 3-MONTH INTEREST RATES		
U.S. 90-DAY CD'S, SECNDARY MARKET	JUNE 1	8.89
GERMAN INTERBANK LOAN	JUNE 1	5.37
JAPANESE BANK LOANS & DISCOUNTS	JUNE 1	6.56
CANADIAN FINANCE PAPER	JUNE 1	9.42
INTERBANK STERLING	JUNE 1	10.27
SWISS INTERBANK LOAN	JUNE 1	4.82
WEIGHTED AVERAGE FOREIGN INTEREST RATE (G-10 COUNTRIES PLUS SWITZERLAND)	JUNE 1	8.38
CHART 6. EURO-DOLLAR DEPOSIT RATES: LONDON		
OVERNIGHT	JUNE 1	8.92
7-DAY	JUNE 1	9.05
1-MONTH	JUNE 1	9.14
3-MONTH	JUNE 1	9.41
6-MONTH	JUNE 1	9.59
1-YEAR	JUNE 1	9.77
CHART 7. SELECTED EURO-DOLLAR AND U.S. MONEY MARKET RATES		
OVERNIGHT EURO-DOLLAR DEPOSITS	JUNE 1	8.92
U.S. FEDERAL FUNDS	JUNE 1	8.77
DIFFERENTIAL ADJ. FOR RESERVE REQUIREMENTS	JUNE 1	0.15
3-MONTH EURO-DOLLAR DEPOSIT RATE	JUNE 1	9.41
U.S. 90-DAY CD'S, SECONDARY MARKET	JUNE 1	8.89
DIFFERENTIAL	JUNE 1	0.52

SERIES NAME

LAST VALUE PLOTTED
DATE VALUE

CHART 8. INTEREST ARBITRAGE, 3-MONTH FUNDS

EURO-DOLLAR DEPOSIT	JUNE 1	9.41
INTERBANK STERLING (LONDON), COVERED	JUNE 1	9.49
DIFFERENTIAL	JUNE 1	-0.09
U.S. COMMERCIAL PAPER	JUNE 1	8.67
CANADIAN FINANCE PAPER, COVERED	JUNE 1	9.21
DIFFERENTIAL	JUNE 1	-0.54
EURO-DOLLAR DEPOSIT	JUNE 1	9.41
INTERBANK DM (FRANKFURT), COVERED	JUNE 1	9.70
DIFFERENTIAL	JUNE 1	-0.30
EURO-DOLLAR DEPOSIT	JUNE 1	9.41
SWISS INTERBANK, COVERED	JUNE 1	9.49
DIFFERENTIAL	JUNE 1	-0.08

CHART 9. LONG TERM GOVERNMENT BOND YIELDS

UNITED STATES	MAY 27	10.59
GERMANY	MAY 6	7.45
JAPAN (MONTHLY)	MARCH	7.46
SWITZERLAND	MAY 13	4.40
CANADA	MAY 20	11.27
FRANCE	MARCH 11	14.79
NETHERLANDS (MONTHLY)	NOV.	8.89
UNITED KINGDOM	MAY 6	9.97

U. S. CORPORATE

AAA BONDS	APRIL	11.51
EURO-DOLLAR BONDS	MARCH	10.09

CHART 10. STOCK INDICES

UNITED STATES	MAY 4	169.35
UNITED KINGDOM	MAY 4	151.65
CANADA	MAY 4	232.46
GERMANY	MAY 4	136.35
SWITZERLAND	MAY 4	109.85
NETHERLANDS	MAY 4	122.27
FRANCE	MAY 4	123.36
JAPAN	MAY 4	167.72