

# Selected Interest & Exchange Rates

## Weekly Series of Charts

April 11, 1983

Prepared by the  
FINANCIAL MARKETS  
SECTION

DIVISION OF  
INTERNATIONAL FINANCE

BOARD OF GOVERNORS  
FEDERAL RESERVE SYSTEM  
Washington, D.C. 20551

---

# Table of Contents

## **TABLES**

1. LATEST FIGURES PLOTTED
2. DAILY CERTIFIED SPOT EXCHANGE RATES-- H.10 RELEASE

## **CHARTS**

1. SPOT EXCHANGE RATE INDICES
2. 3-MONTH FORWARD EXCHANGE RATES
3. GOLD PRICE--LONDON
4. CALL MONEY RATES
5. 3-MONTH INTEREST RATES
6. EURO-DOLLAR DEPOSIT RATES
7. SELECTED EURO-DOLLAR AND U.S. MONEY MARKET RATES
8. INTEREST ARBITRAGE: 3-MONTH FUNDS
9. LONG-TERM GOVERNMENT BOND YIELDS
10. INDUSTRIAL STOCK INDICES

## **SUBSCRIPTION RATES:**

Weekly \$15.00 per year or \$.40 each in the United States, its possessions, Canada, and Mexico; 10 or more of the same issue to one address, \$13.50 per year or \$.35 each. Elsewhere, \$20.00 per year or \$.50 each. Address requests to Publications Services, Division of Administrative Services, and make payment remittance payable to the order of the Board of Governors of the Federal Reserve System in a form collectible at par in U.S. Currency.

# SPOT EXCHANGE INDICES

DOLLAR PRICES OF FOREIGN CURRENCIES AND WEIGHTED AVERAGE VALUES (THIN LINE)  
AVERAGES FOR WEEK ENDING WEDNESDAY

RATIO SCALE  
MARCH 1973=100

RATIO SCALE  
MARCH 1973=100

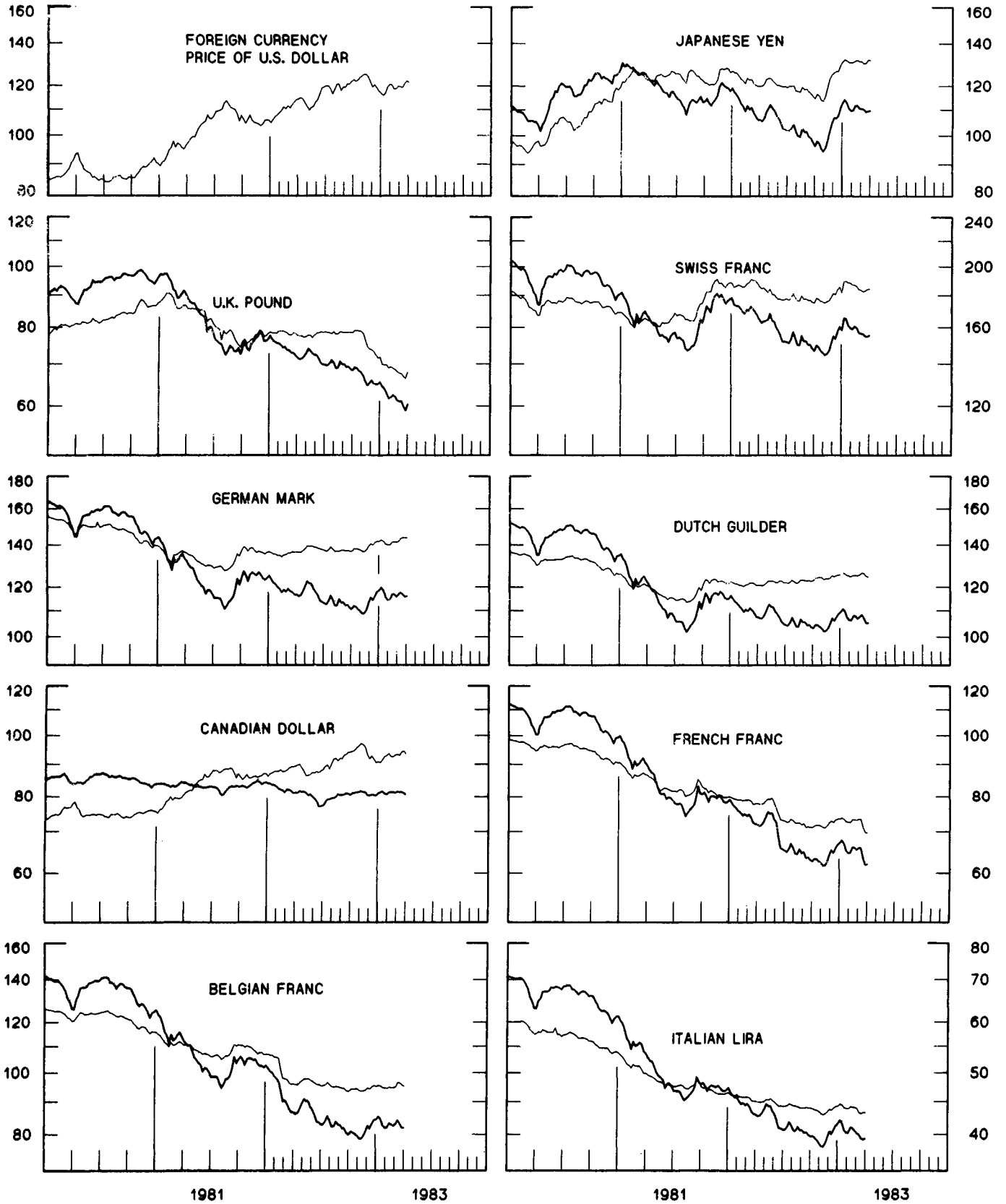


CHART 2  
3-MONTH FORWARD EXCHANGE RATES

PREMIUM (+) OR (-)  
AVERAGES FOR WEEK ENDING WEDNESDAY

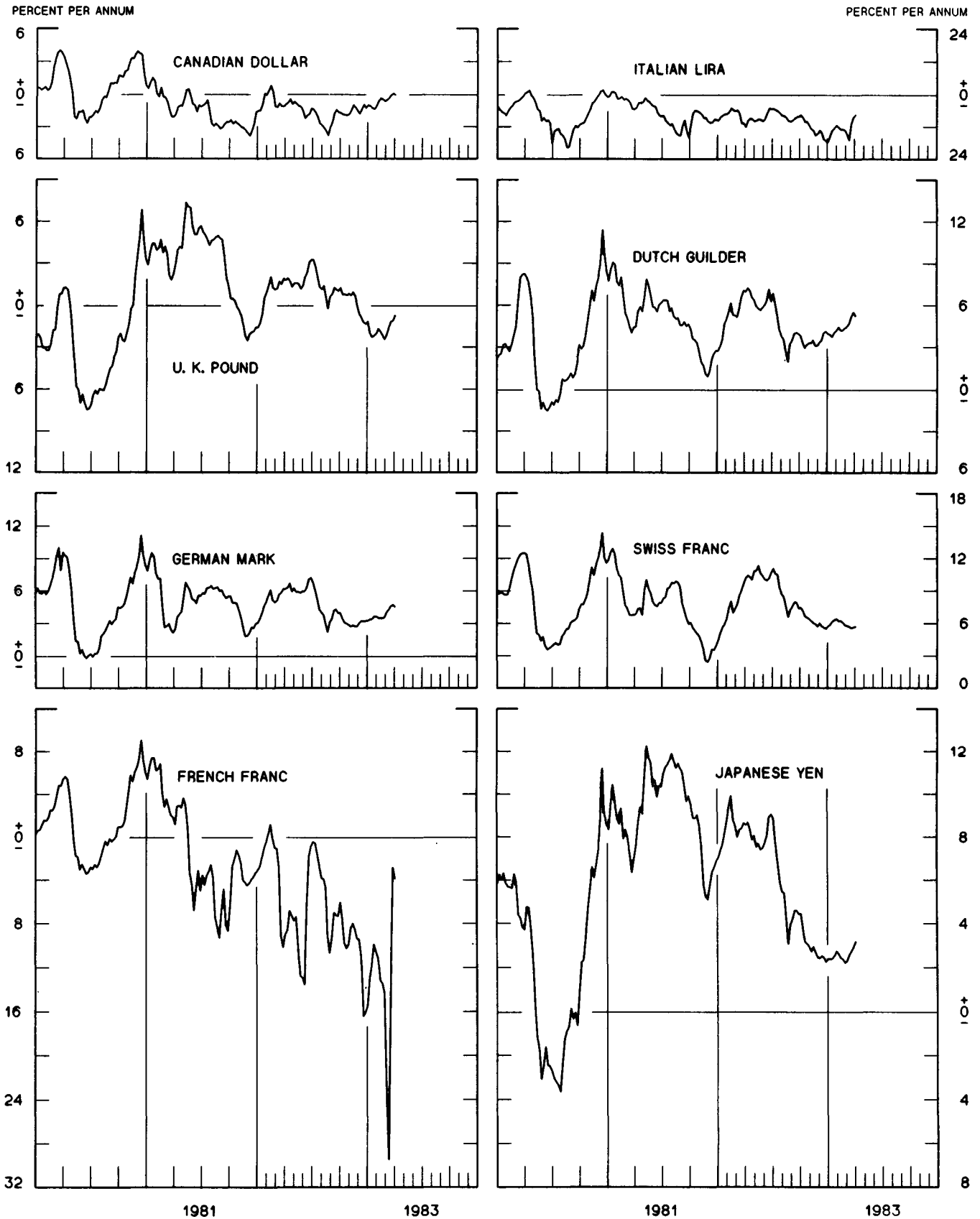


CHART 3  
PRICE OF GOLD IN LONDON  
AVERAGES FOR WEEK ENDING WEDNESDAY

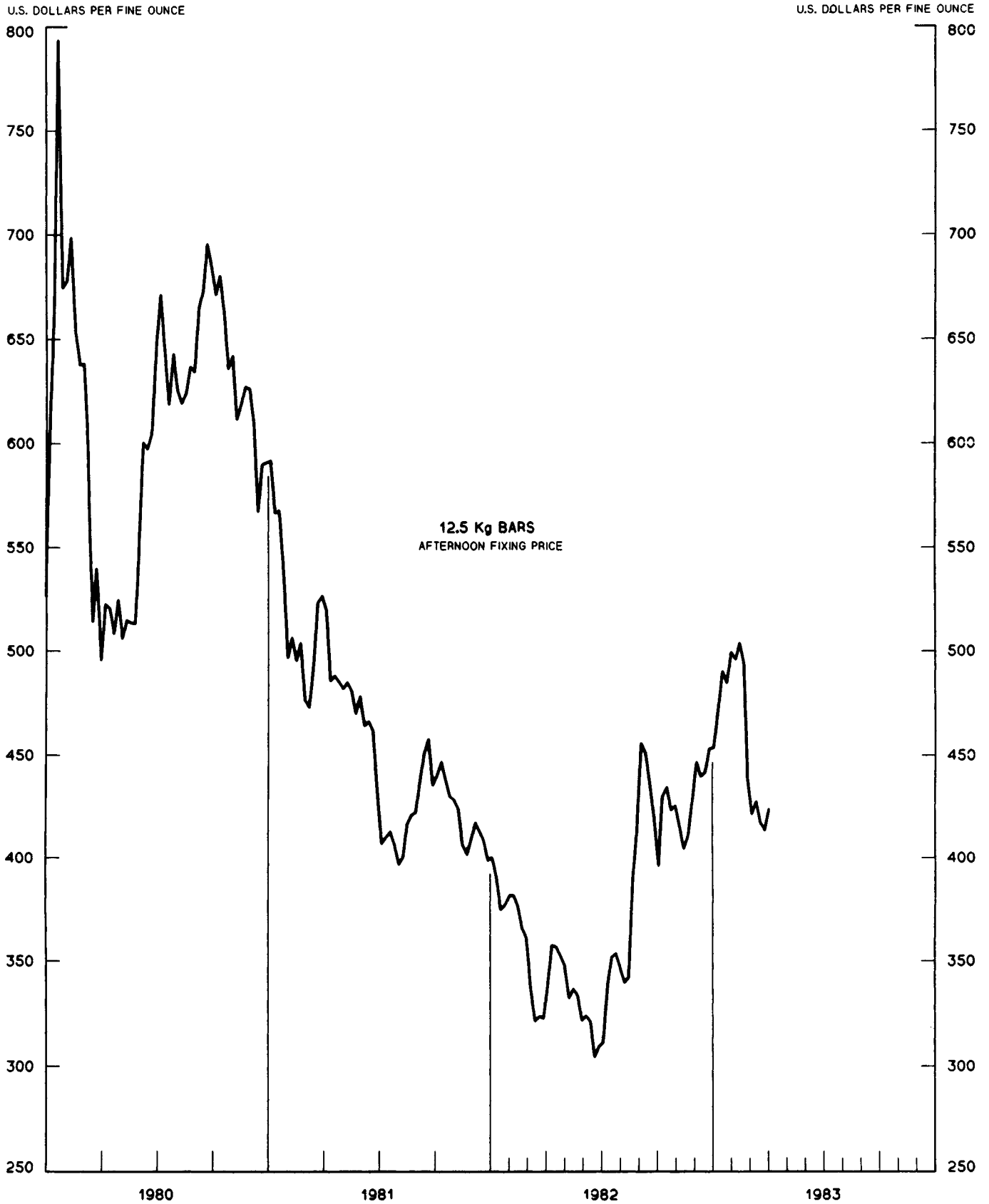


CHART 4  
**CALL MONEY RATES**  
 WEEKLY SERIES

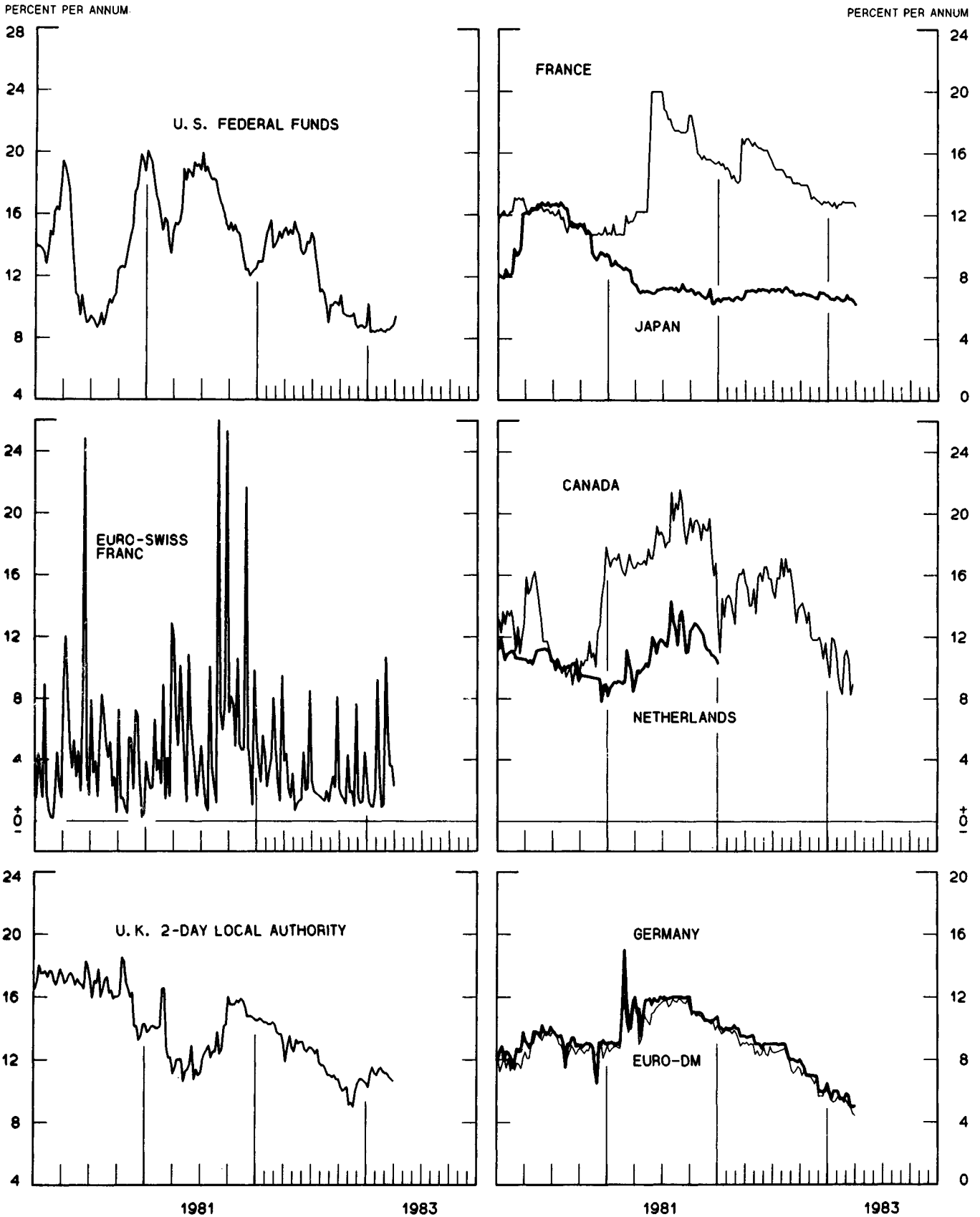


CHART 5  
**3-MONTH INTEREST RATES**  
 WEEKLY SERIES

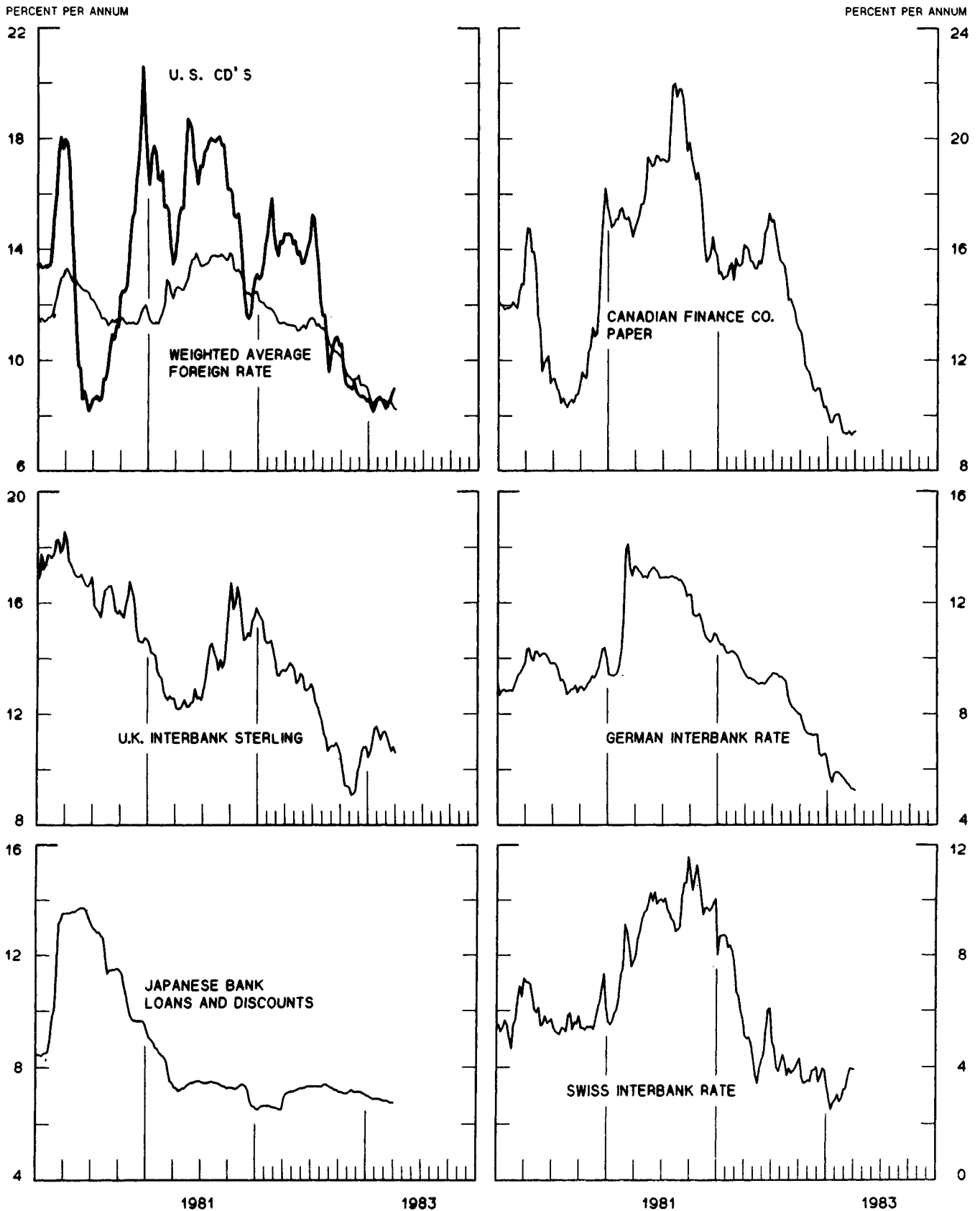


CHART 6  
 EURO-DOLLAR DEPOSIT RATES LONDON  
 AVERAGES FOR WEEK ENDING WEDNESDAY

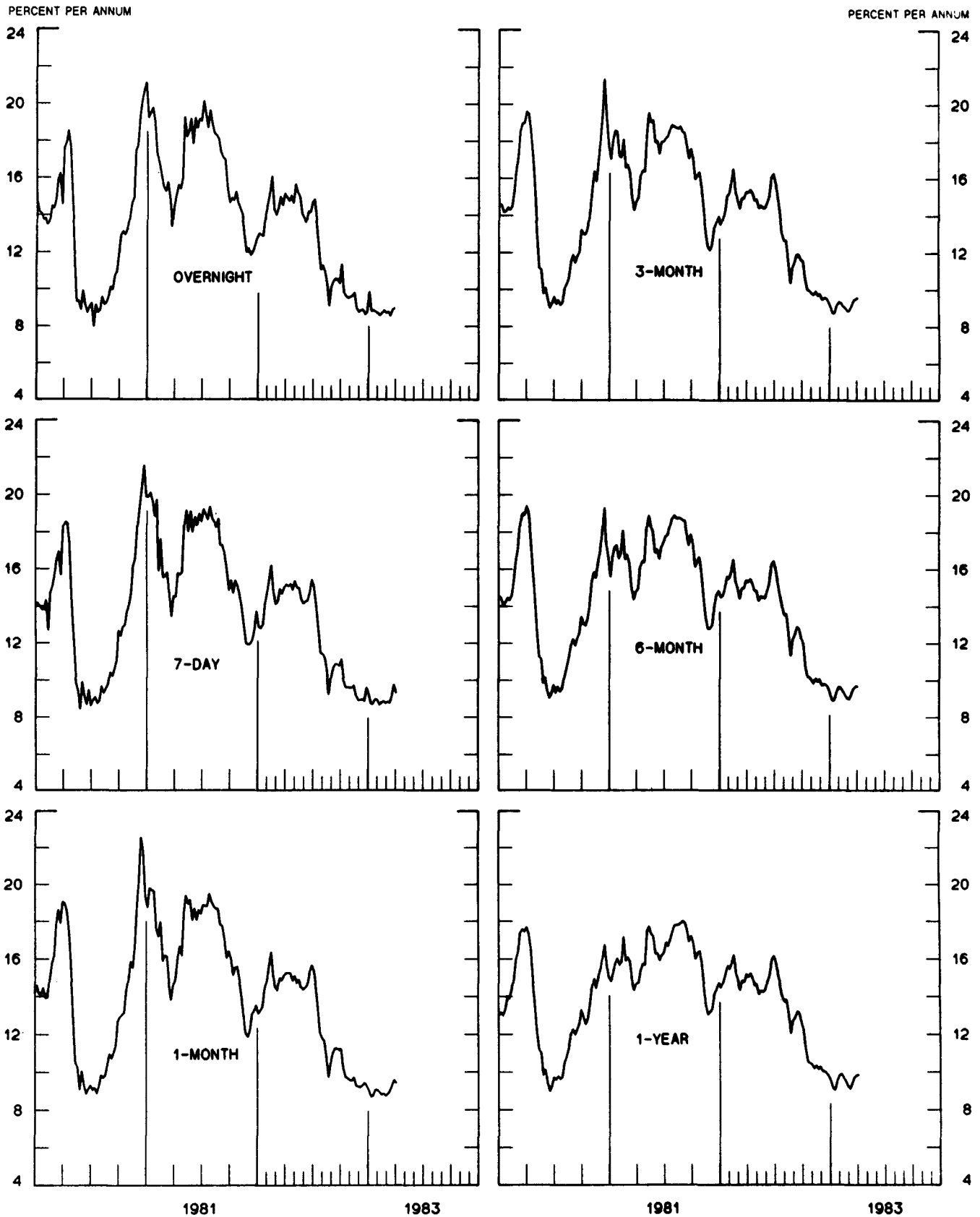
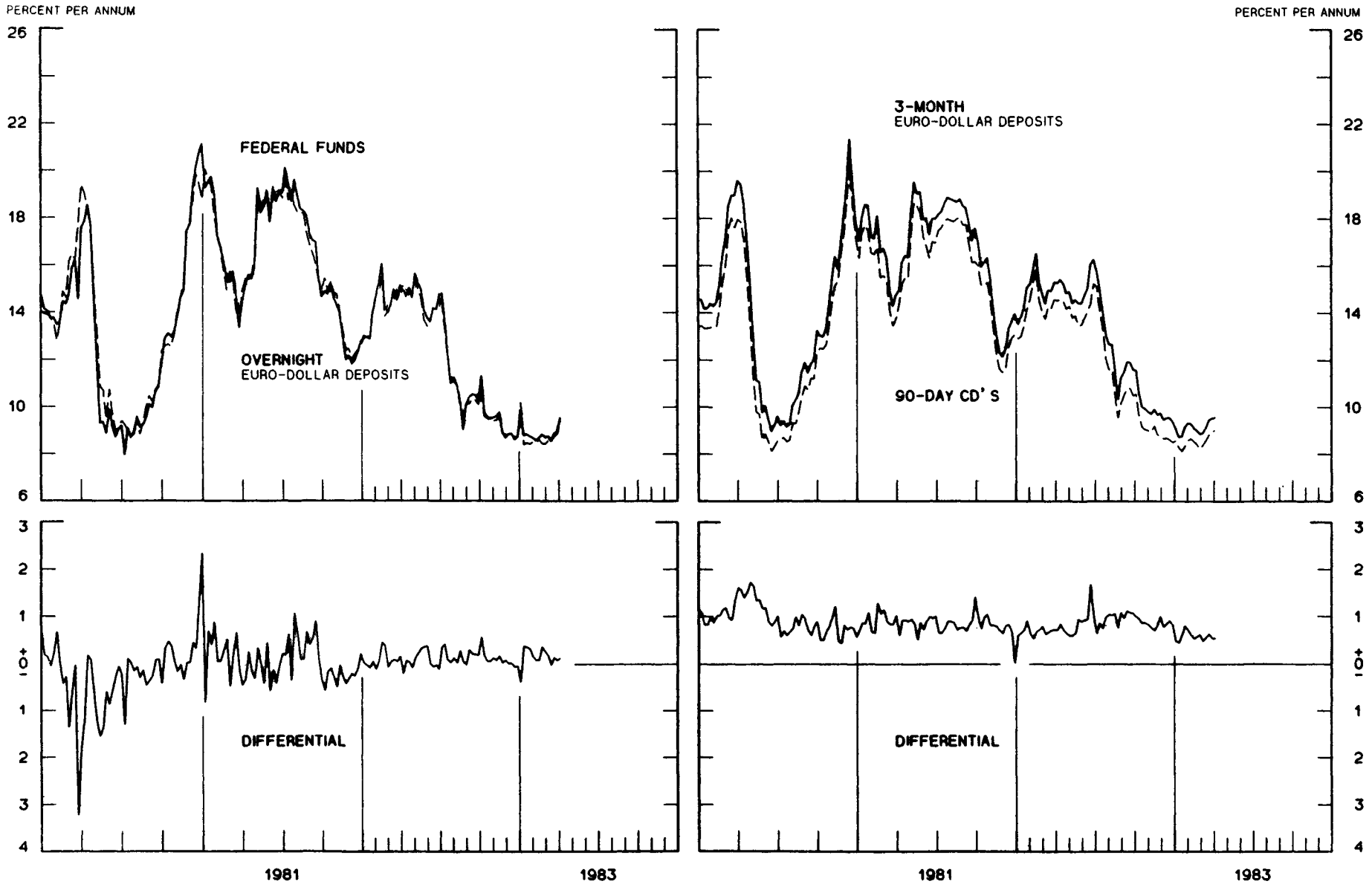




CHART 7  
**SELECTED EURO-DOLLAR AND U. S. MONEY MARKET RATES**

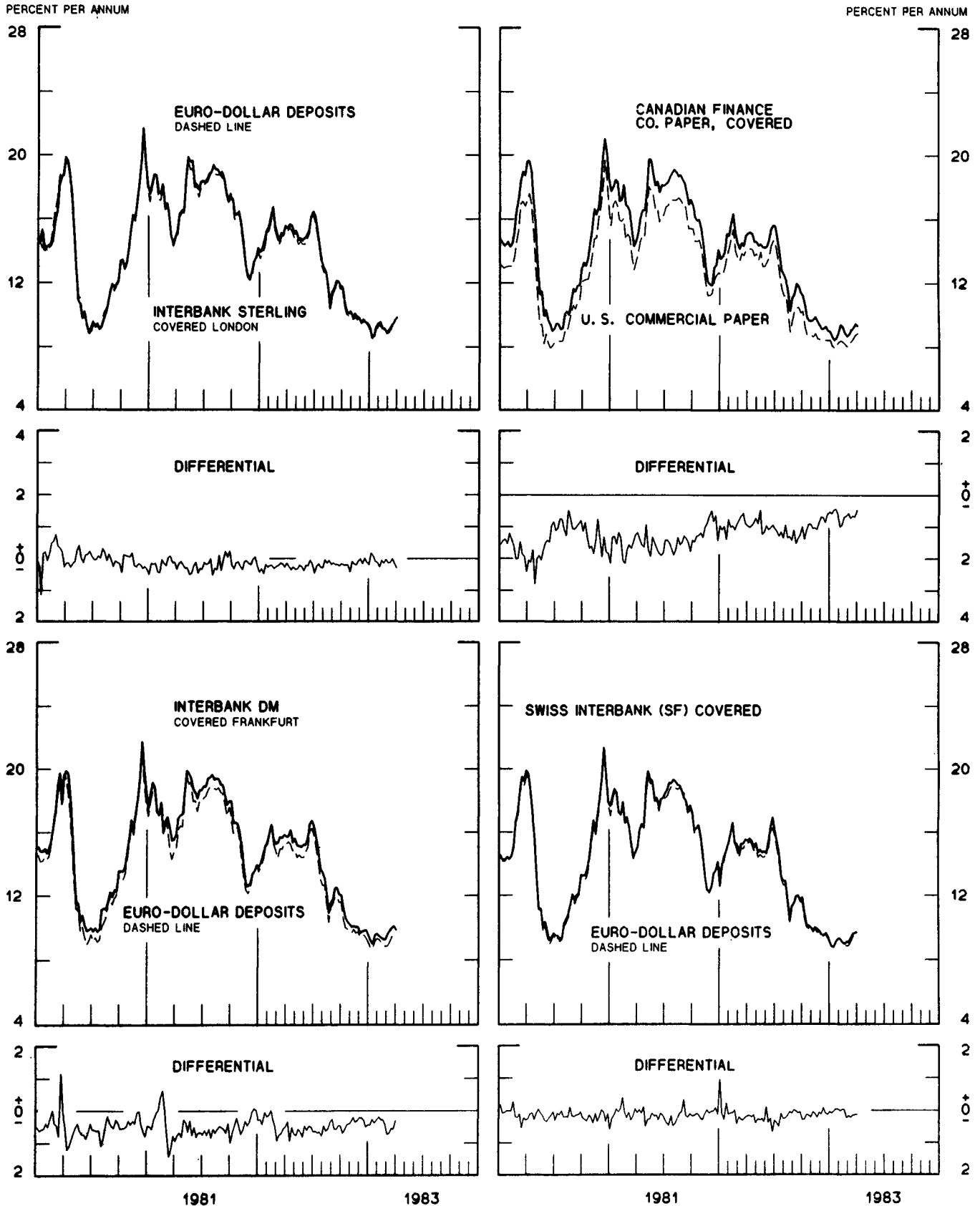
DIFFERENTIAL: PLUS(+), FAVORS BORROWING IN U. S.  
 AVERAGES FOR WEEK ENDING WEDNESDAY



1 PERCENT ON DIFFERENTIAL SCALE = 2 PERCENT ON RATE SCALE

# INTEREST ARBITRAGE: 3-MONTH FUNDS

DIFFERENTIAL: PLUS(+), INDICATES FAVOR DOLLAR ASSETS  
AVERAGES FOR WEEK ENDING WEDNESDAY



1 PERCENT ON DIFFERENTIAL SCALE = 2 PERCENT ON RATE SCALE

CHART 9  
**LONG-TERM GOVERNMENT BOND YIELDS**  
 WEEKLY SERIES

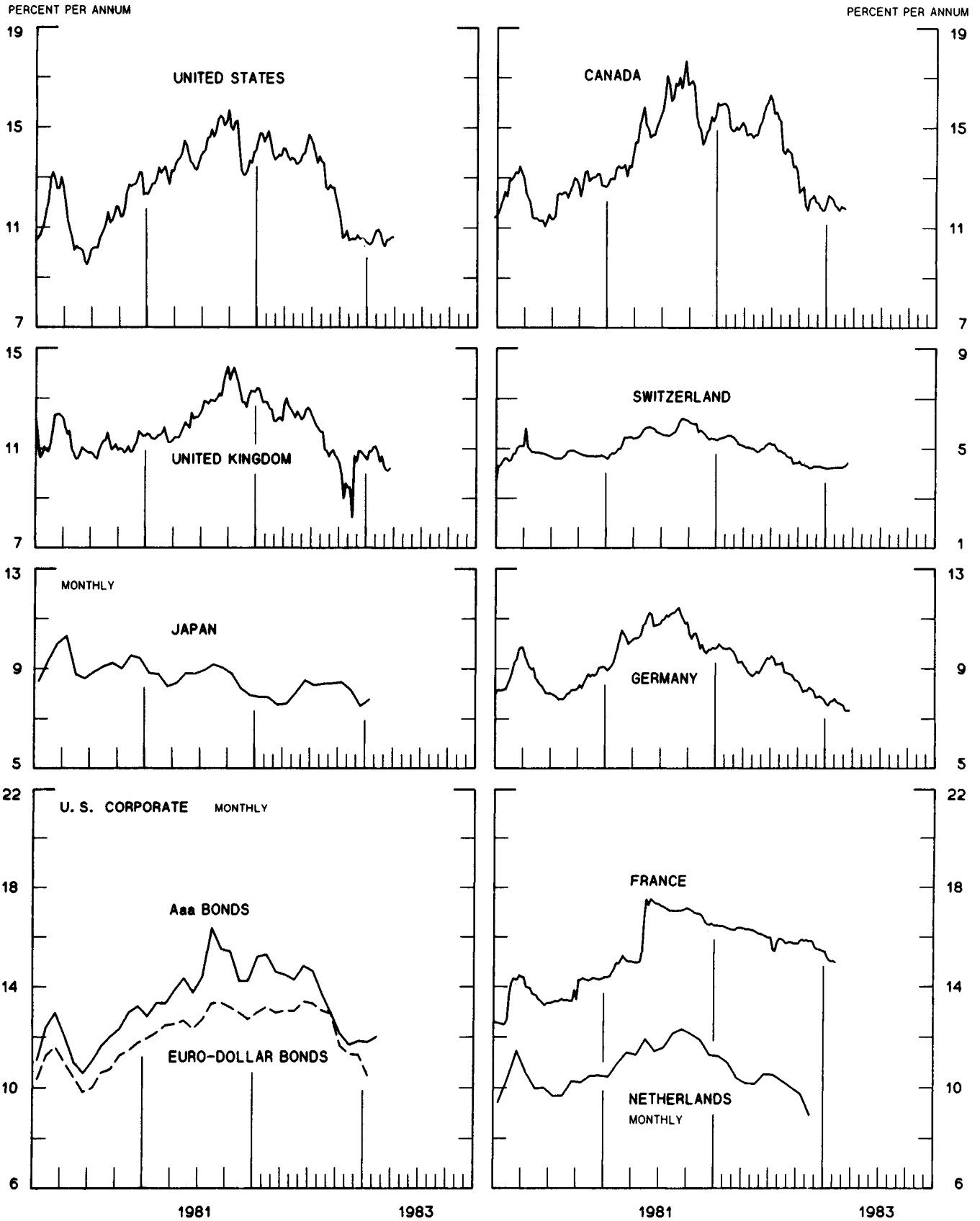
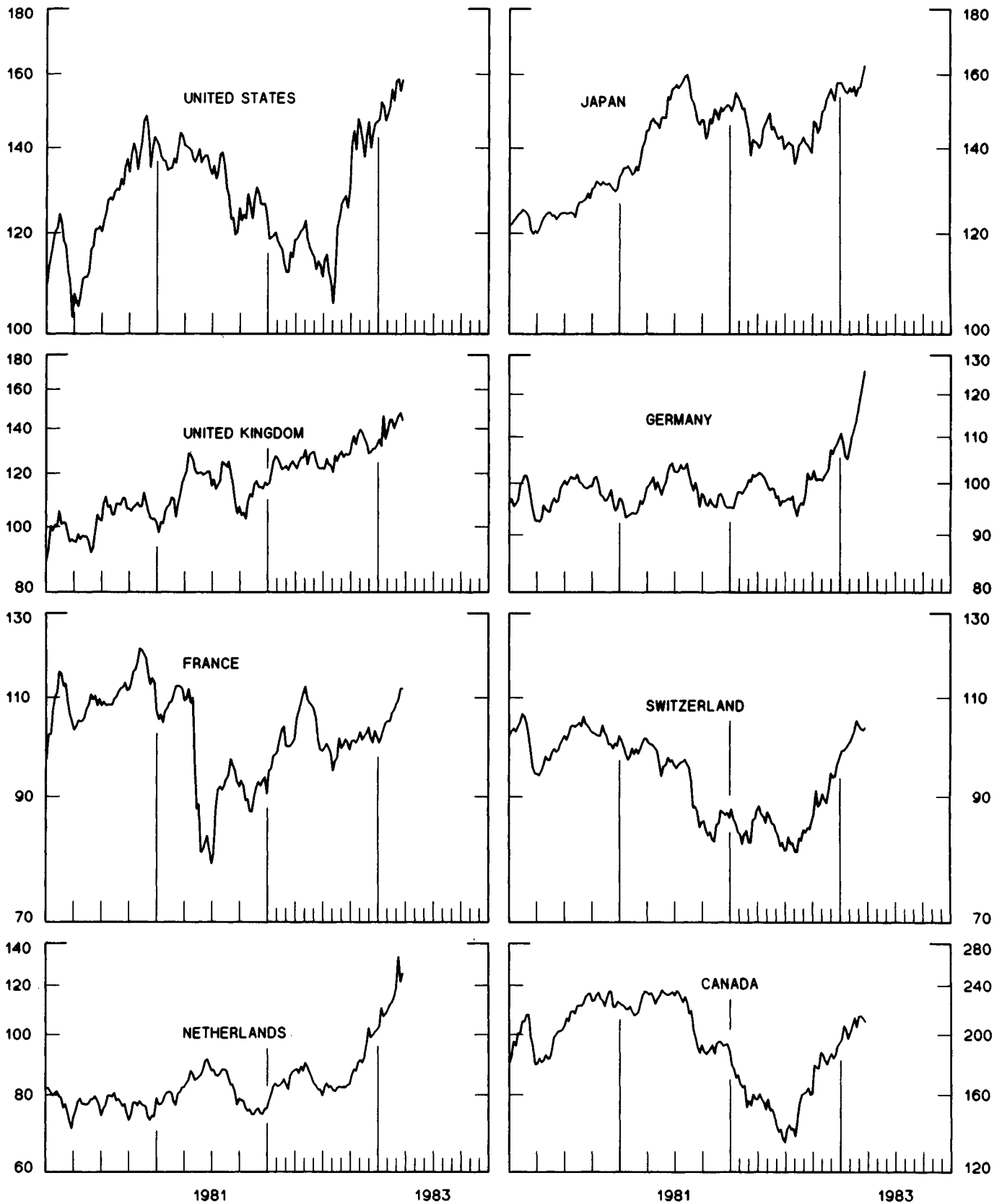


CHART 10  
**INDUSTRIAL STOCK INDICES**  
 WEEKLY SERIES

RATIO SCALE  
 1969=100

RATIO SCALE  
 1969=100



SERIES NAME

LAST VALUE PLOTTED  
DATE VALUE

CHART 1. SPOT EXCHANGE RATES AND INDICES

WEEKLY AVERAGES, NOON BUYING RATES (U.S. CENTS)

GERMAN MARK	APRIL 6	41.30
JAPANESE YEN	APRIL 6	0.41936
DUTCH GUILDER	APRIL 6	36.68
U.K. POUND	APRIL 6	149.45
CANADIAN DOLLAR	APRIL 6	80.91
FRENCH FRANC	APRIL 6	13.78
SWISS FRANC	APRIL 6	48.35
BELGIAN FRANC	APRIL 6	2.07841
ITALIAN LIRA	APRIL 6	0.06936

INDICES, MARCH 1973 BASE RATES = 100

GERMAN MARK	APRIL 6	116.18
JAPANESE YEN	APRIL 6	109.80
DUTCH GUILDER	APRIL 6	105.30
U.K. POUND	APRIL 6	60.45
CANADIAN DOLLAR	APRIL 6	80.64
FRENCH FRANC	APRIL 6	62.08
SWISS FRANC	APRIL 6	155.56
BELGIAN FRANC	APRIL 6	81.90
ITALIAN LIRA	APRIL 6	39.40

WEIGHTED AVERAGE EXCHANGE VALUE INDICES, MAR 1973 = 100  
(G-10 COUNTRIES PLUS SWITZERLAND)

U.S. DOLLAR	APRIL 6	121.79
GERMAN MARK	APRIL 6	144.04
JAPANESE YEN	APRIL 6	132.11
DUTCH GUILDER	APRIL 6	124.76
U.K. POUND	APRIL 6	68.08
CANADIAN DOLLAR	APRIL 6	93.74
FRENCH FRANC	APRIL 6	69.87
SWISS FRANC	APRIL 6	184.81
BELGIAN FRANC	APRIL 6	95.42
ITALIAN LIRA	APRIL 6	43.36
SWEDISH KRONA	APRIL 6	67.99

CHART 2. 3-MONTH FORWARD EXCHANGE RATES, PREMIUM OR DISCOUNT

CANADIAN DOLLAR	APRIL 6	-0.05
U.K. POUND	APRIL 6	-0.69
GERMAN MARK	APRIL 6	4.59
FRENCH FRANC	APRIL 6	-3.84
SWISS FRANC	APRIL 6	5.73
DUTCH GUILDER	APRIL 6	5.26
JAPANESE YEN	APRIL 6	3.20
ITALIAN LIRA	APRIL 6	-7.45

SERIES NAME	LAST VALUE PLOTTED	
	DATE	VALUE
<b>CHART 3. GOLD PRICE IN LONDON, AFTERNOON FIXING</b>		
U.S. DOLLARS PER FINE OUNCE	APRIL 6	423.33
<b>CHART 4. CALL MONEY RATES</b>		
U.S. FEDERAL FUNDS	APRIL 6	9.43
OVERNIGHT EURO-DOLLAR DEPOSITS	APRIL 6	9.56
U.K. 2-DAY LOCAL AUTHORITY DEPOSITS	APRIL 1	10.63
CANADA	MARCH 25	9.00
GERMANY	APRIL 1	5.05
EURC-DM	APRIL 1	4.45
JAPAN	APRIL 1	6.25
FRANCE	APRIL 1	12.63
NETHERLANDS	JAN. 1	10.30
EURO-SWISS FRANC	APRIL 1	2.28
<b>CHART 5. 3-MONTH INTEREST RATES</b>		
U.S. 90-DAY CD'S, SECONDARY MARKET	APRIL 6	9.04
GERMAN INTERBANK LOAN	APRIL 6	5.23
JAPANESE BANK LOANS & DISCOUNTS	APRIL 6	6.74
CANADIAN FINANCE PAPER	APRIL 6	9.42
INTERBANK STERLING	APRIL 6	10.58
SWISS INTERBANK LOAN	APRIL 6	3.92
WEIGHTED AVERAGE FOREIGN INTEREST RATE (G-10 COUNTRIES PLUS SWITZERLAND)	APRIL 6	8.22
<b>CHART 6. EURO-DOLLAR DEPOSIT RATES: LONDON</b>		
OVERNIGHT	APRIL 6	9.56
7-DAY	APRIL 6	9.31
1-MONTH	APRIL 6	9.43
3-MONTH	APRIL 6	9.59
6-MONTH	APRIL 6	9.70
1-YEAR	APRIL 6	9.86
<b>CHART 7. SELECTED EURO-DOLLAR AND U.S. MONEY MARKET RATES</b>		
OVERNIGHT EURO-DOLLAR DEPOSITS	APRIL 6	9.56
U.S. FEDERAL FUNDS	APRIL 6	9.43
DIFFERENTIAL ADJ. FOR RESERVE REQUIREMENTS	APRIL 6	0.13
3-MONTH EURO-DOLLAR DEPOSIT RATE	APRIL 6	9.59
U.S. 90-DAY CD'S, SECCNDARY MARKET	APRIL 6	9.04
DIFFERENTIAL	APRIL 6	0.55

SERIES NAME	LAST VALUE PLOTTED	
	DATE	VALUE
<b>CHART 8. INTEREST ARBITRAGE, 3-MONTH FUNDS</b>		
EURC-DOLLAR DEPOSIT	APRIL 6	9.59
INTERBANK STERLING (LONDON), COVERED	APRIL 6	9.88
DIFFERENTIAL	APRIL 6	-0.29
U.S. COMMERCIAL PAPER	APRIL 6	8.92
CANADIAN FINANCE PAPER, COVERED	APRIL 6	9.38
DIFFERENTIAL	APRIL 6	-0.46
EURC-DOLLAR DEPOSIT	APRIL 6	9.59
INTERBANK DM (FRANKFURT), COVERED	APRIL 6	9.89
DIFFERENTIAL	APRIL 6	-0.30
EURC-DOLLAR DEPOSIT	APRIL 6	9.59
SWISS INTERBANK, COVERED	APRIL 6	9.71
DIFFERENTIAL	APRIL 6	-0.12
<b>CHART 9. LONG TERM GOVERNMENT BOND YIELDS</b>		
UNITED STATES	APRIL 1	10.62
GERMANY	MARCH 25	7.32
JAPAN (MONTHLY)	JAN.	7.77
SWITZERLAND	MARCH 18	4.41
CANADA	MARCH 25	11.74
FRANCE	FEB. 11	14.94
NETHERLANDS	JAN. 1	11.12
UNITED KINGDOM	MARCH 25	10.18
<b>U.S. CORPORATE</b>		
AAA BONDS	FEB.	12.01
EURO-DOLLAR BONDS	JAN.	10.46
<b>CHART 10. STOCK INDICES</b>		
UNITED STATES	MARCH 23	158.27
UNITED KINGDOM	MARCH 23	143.85
CANADA	MARCH 23	209.41
GERMANY	MARCH 23	125.78
SWITZERLAND	MARCH 23	103.48
NETHERLANDS	MARCH 23	125.27
FRANCE	MARCH 23	111.89
JAPAN	MARCH 23	162.46