

Selected Interest & Exchange Rates

Weekly Series of Charts

March 28, 1983

Prepared by the
FINANCIAL MARKETS
SECTION

DIVISION OF
INTERNATIONAL FINANCE

BOARD OF GOVERNORS
FEDERAL RESERVE SYSTEM
Washington, D.C. 20551

Table of Contents

TABLES

1. LATEST FIGURES PLOTTED
2. DAILY CERTIFIED SPOT EXCHANGE RATES--
H.10 RELEASE

CHARTS

1. SPOT EXCHANGE RATE INDICES
2. 3-MONTH FORWARD EXCHANGE RATES
3. GOLD PRICE--LONDON
4. CALL MONEY RATES
5. 3-MONTH INTEREST RATES
6. EURO-DOLLAR DEPOSIT RATES
7. SELECTED EURO-DOLLAR AND
U.S. MONEY MARKET RATES
8. INTEREST ARBITRAGE: 3-MONTH FUNDS
9. LONG-TERM GOVERNMENT BOND YIELDS
10. INDUSTRIAL STOCK INDICES

SUBSCRIPTION RATES:

Weekly \$15.00 per year or \$.40 each in the United States, its possessions, Canada, and Mexico; 10 or more of the same issue to one address, \$13.50 per year or \$.35 each. Elsewhere, \$20.00 per year or \$.50 each. Address requests to Publications Services, Division of Administrative Services, and make payment remittance payable to the order of the Board of Governors of the Federal Reserve System in a form collectible at par in U.S. Currency.

CHART 1
SPOT EXCHANGE INDICES

DOLLAR PRICES OF FOREIGN CURRENCIES AND WEIGHTED AVERAGE VALUES (THIN LINE)
 AVERAGES FOR WEEK ENDING WEDNESDAY

RATIO SCALE
 MARCH 1973=100

RATIO SCALE
 MARCH 1973=100

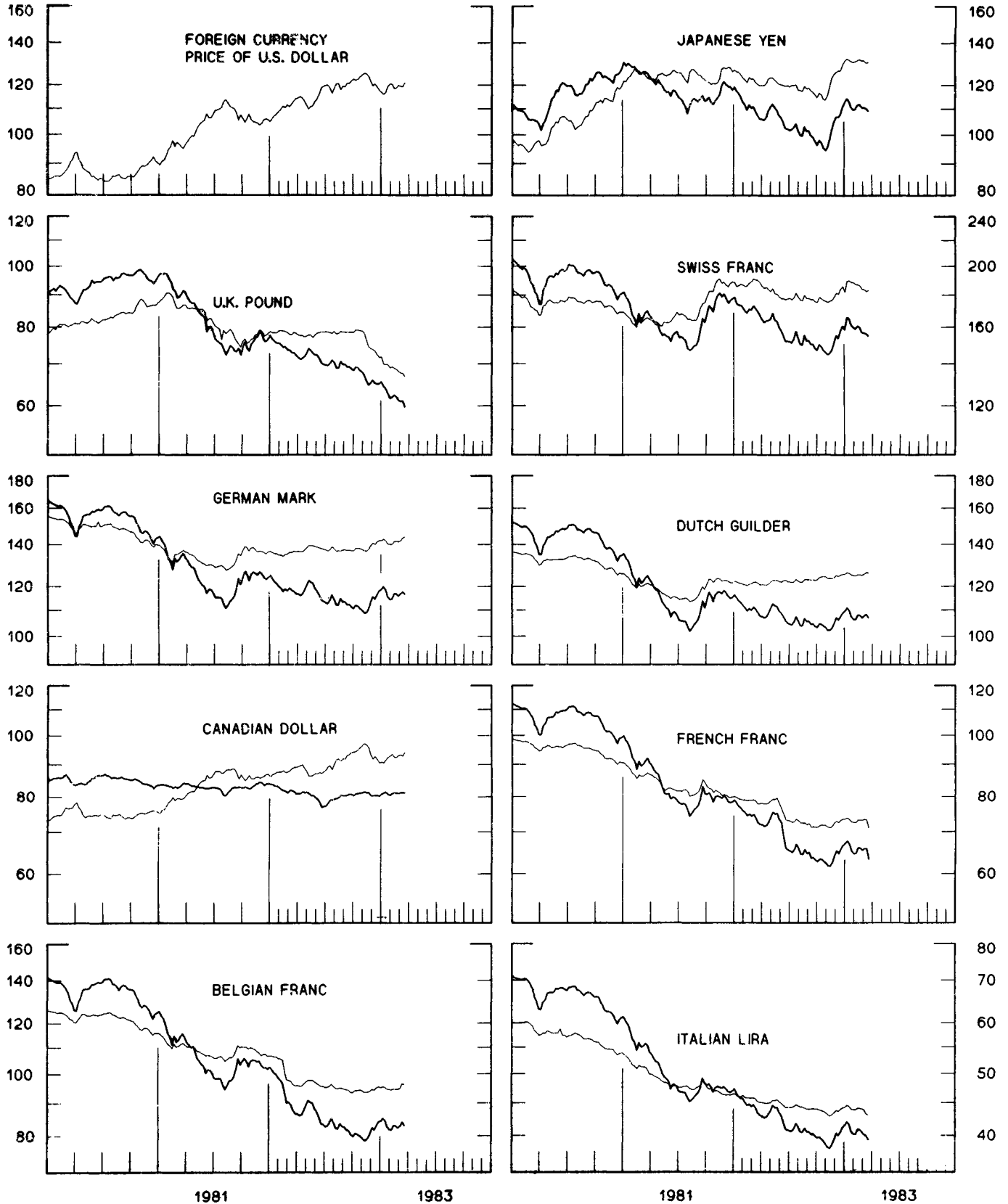


CHART 2
3-MONTH FORWARD EXCHANGE RATES

PREMIUM (+) OR (-)
 AVERAGES FOR WEEK ENDING WEDNESDAY

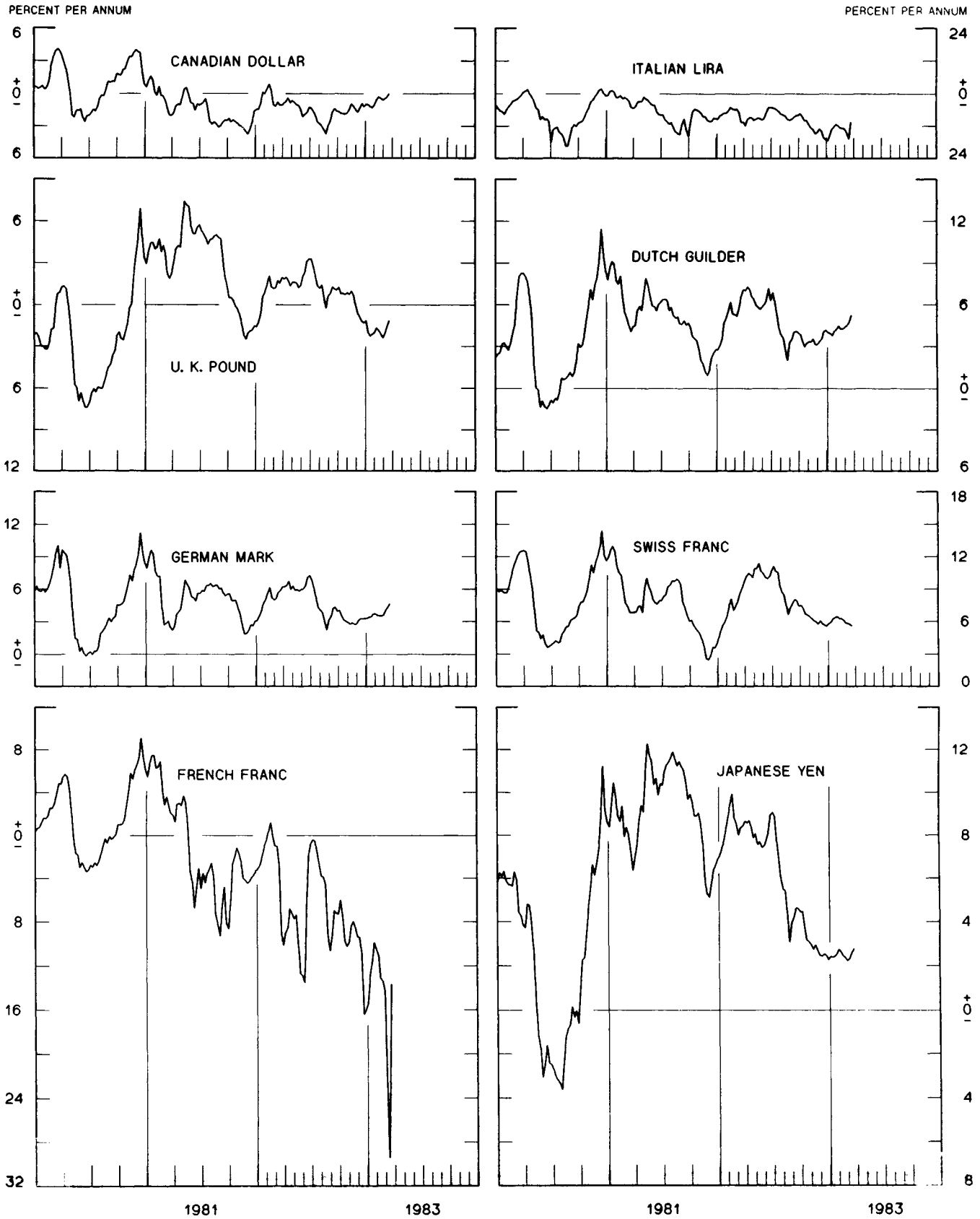


CHART 3
PRICE OF GOLD IN LONDON
AVERAGES FOR WEEK ENDING WEDNESDAY

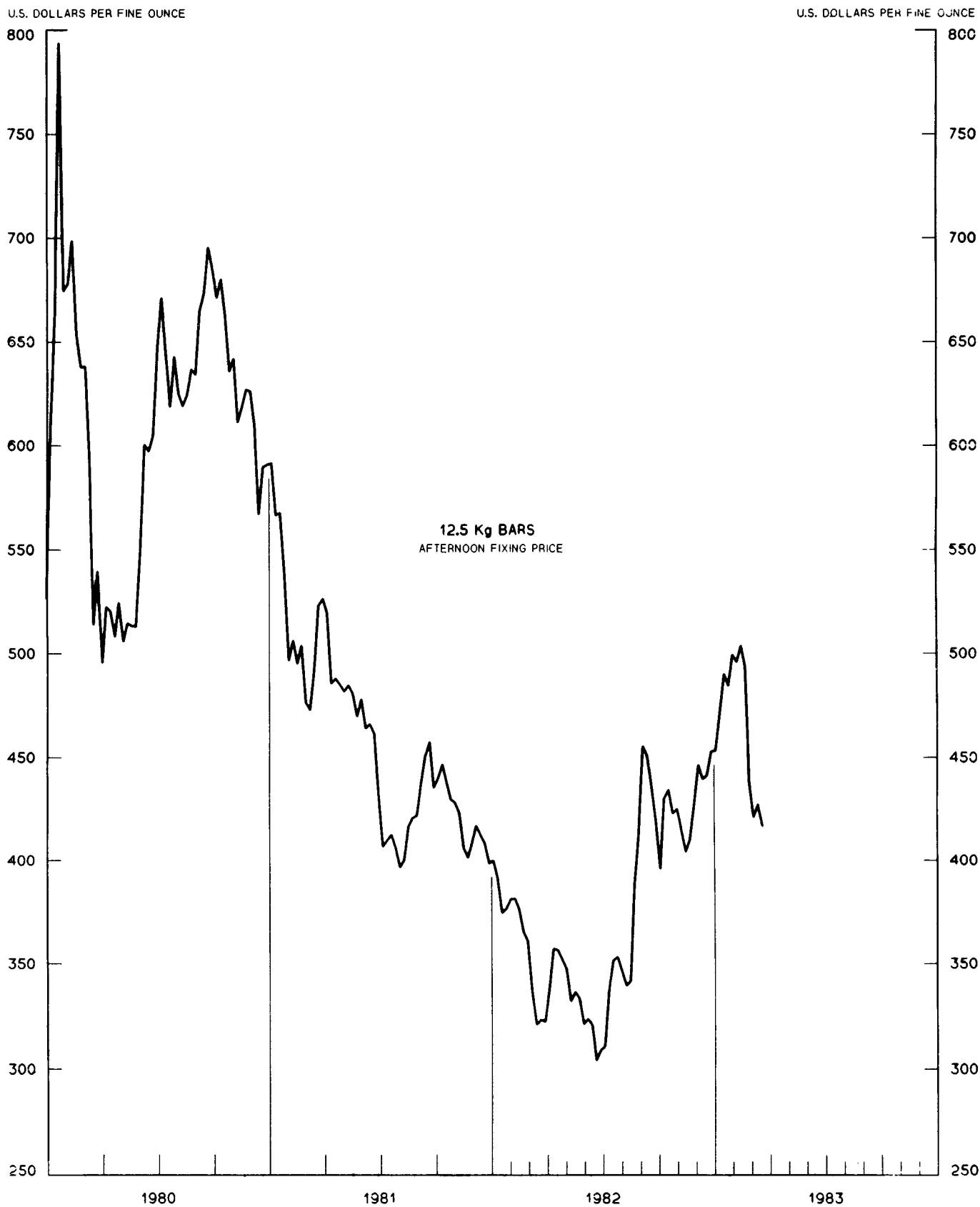


CHART 4
CALL MONEY RATES
 WEEKLY SERIES

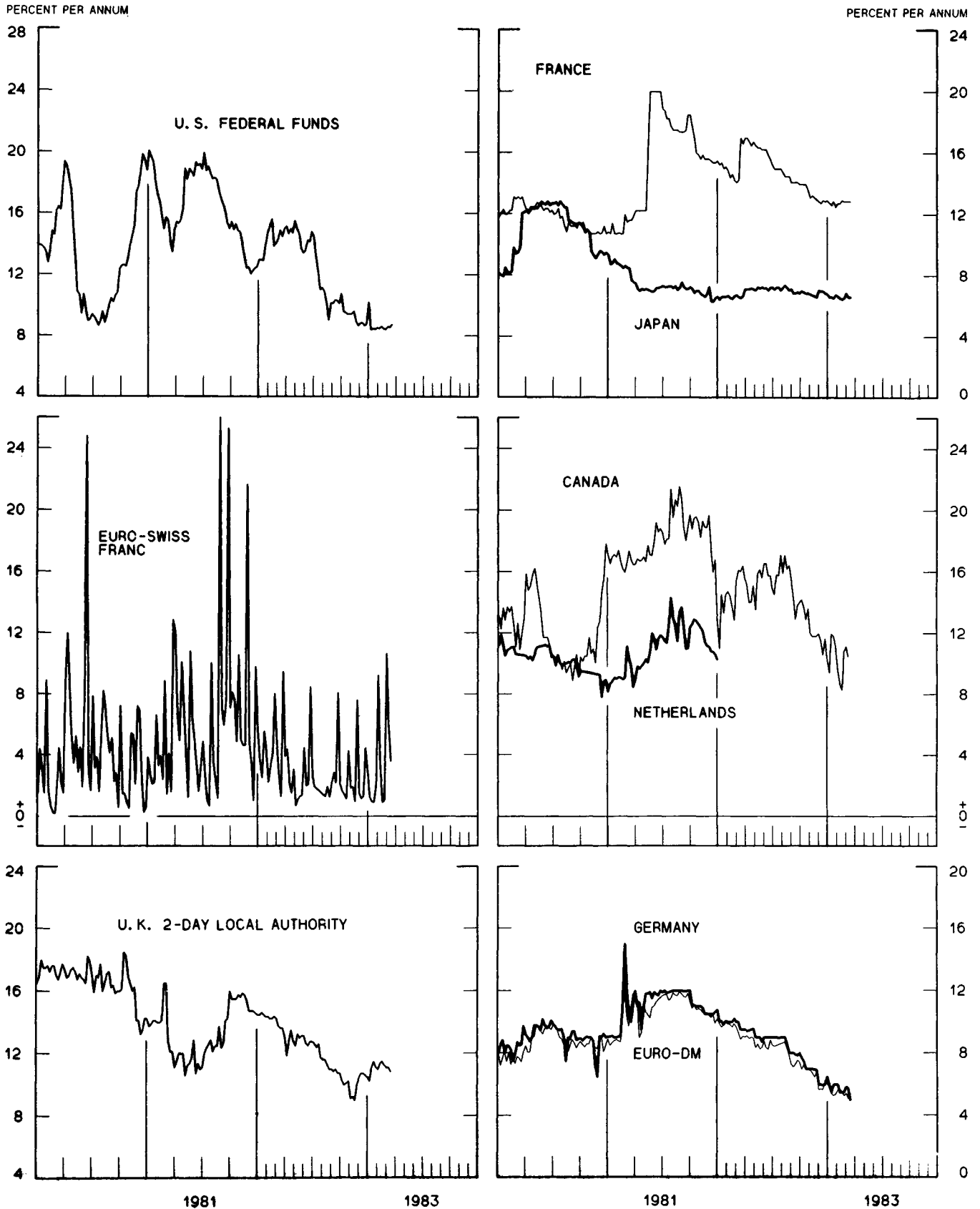


CHART 5
3-MONTH INTEREST RATES
WEEKLY SERIES

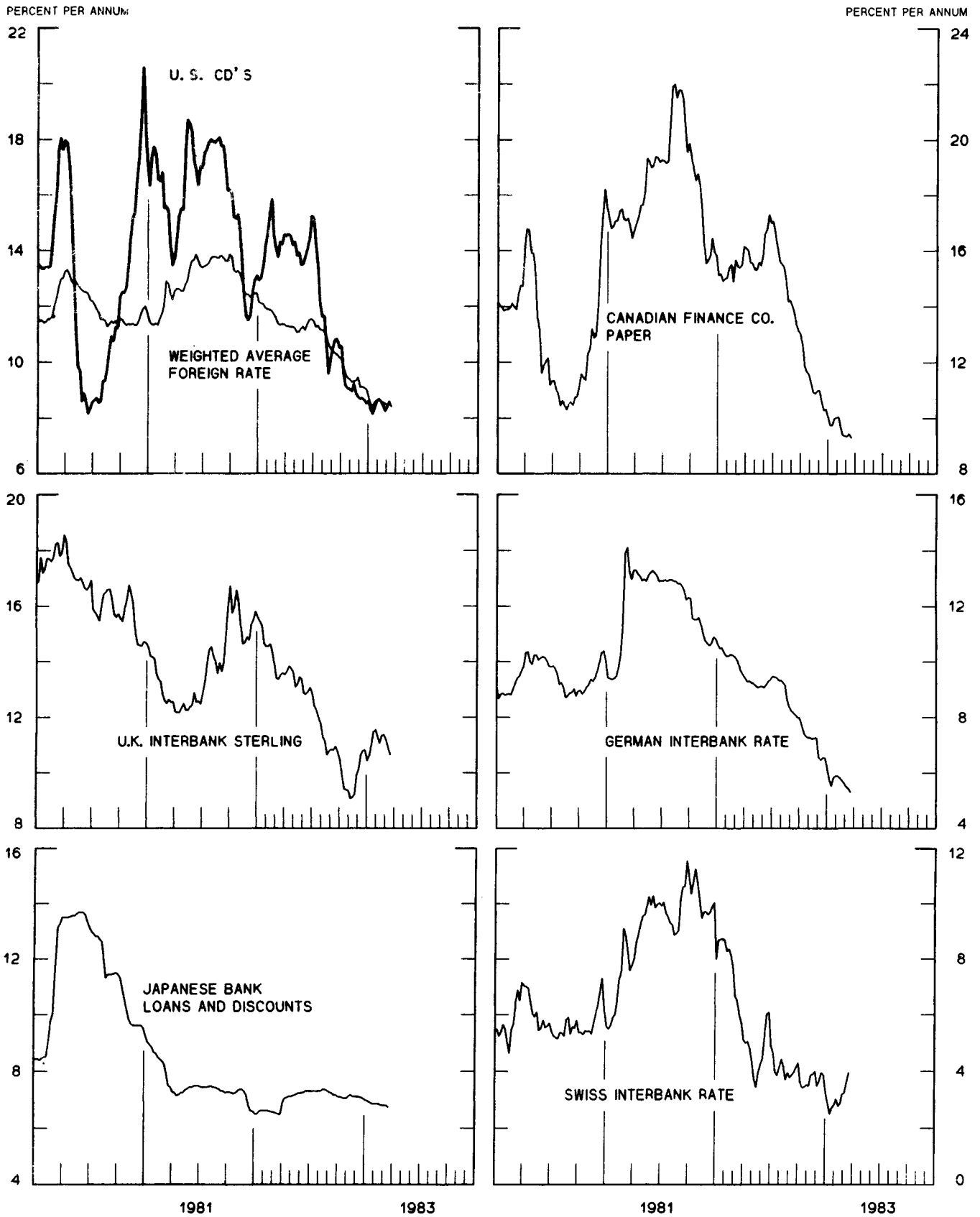


CHART 6
EURO-DOLLAR DEPOSIT RATES LONDON
AVERAGES FOR WEEK ENDING WEDNESDAY

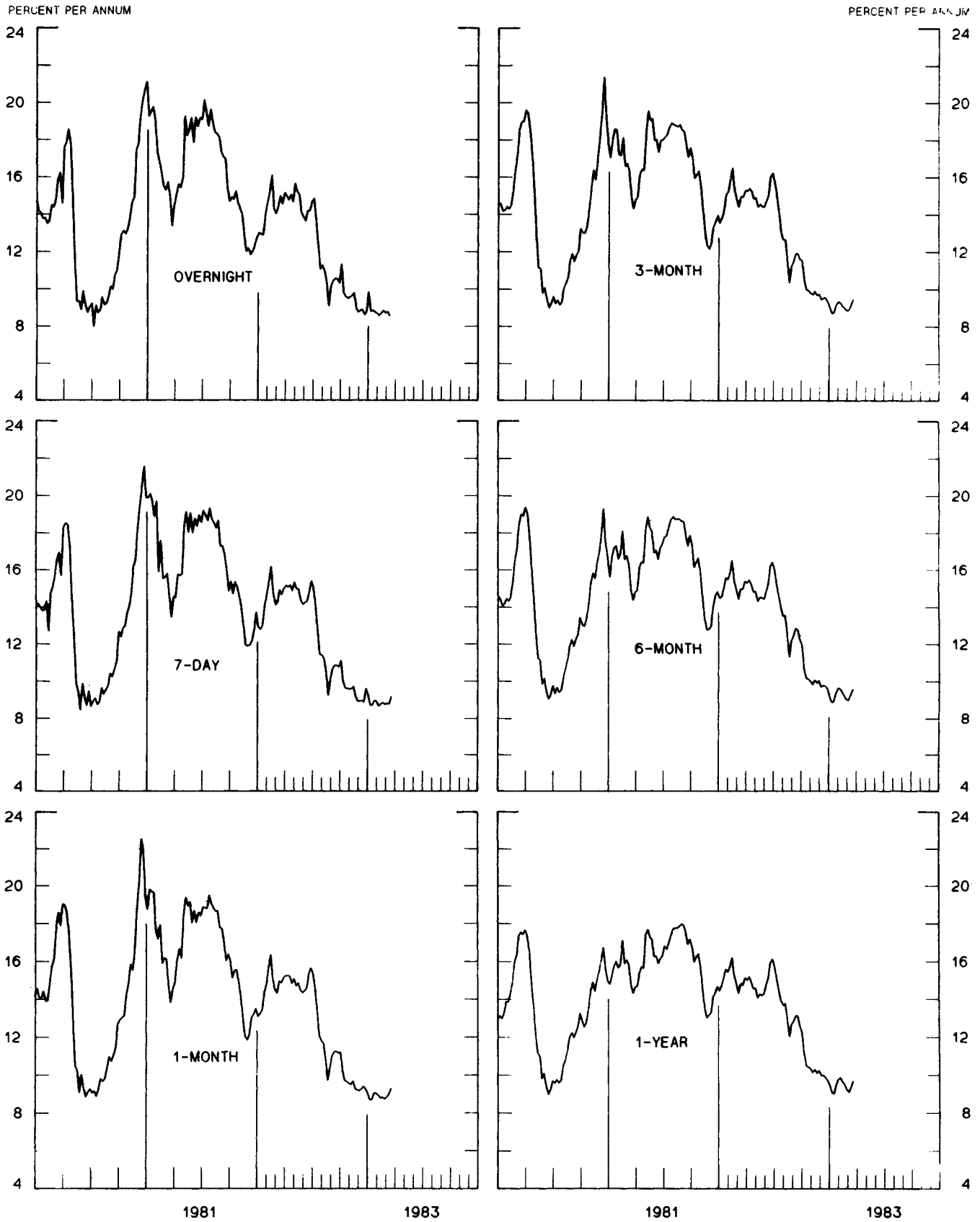
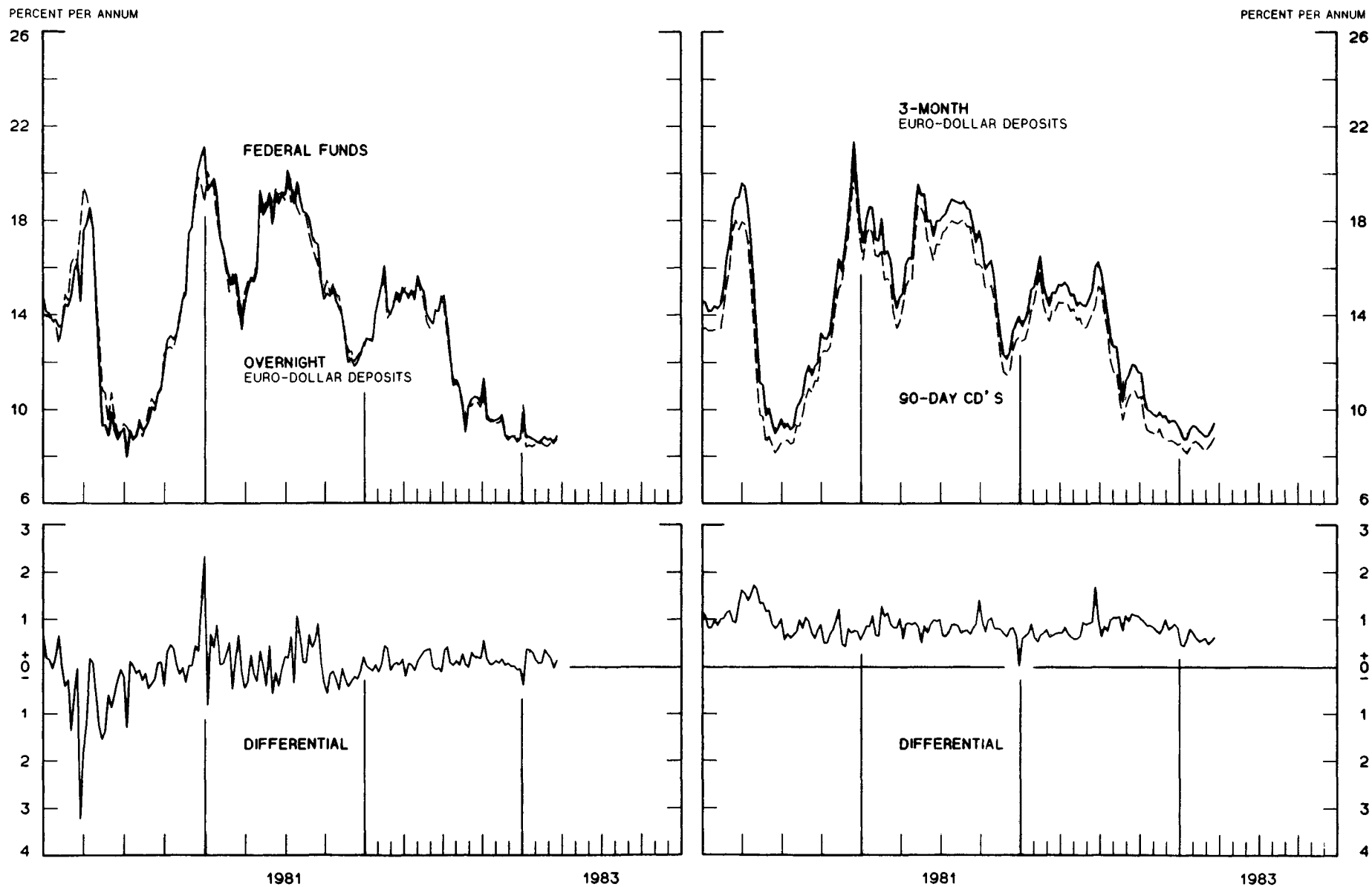


CHART 7
SELECTED EURO-DOLLAR AND U. S. MONEY MARKET RATES

DIFFERENTIAL: PLUS(+), FAVORS BORROWING IN U. S.
 AVERAGES FOR WEEK ENDING WEDNESDAY

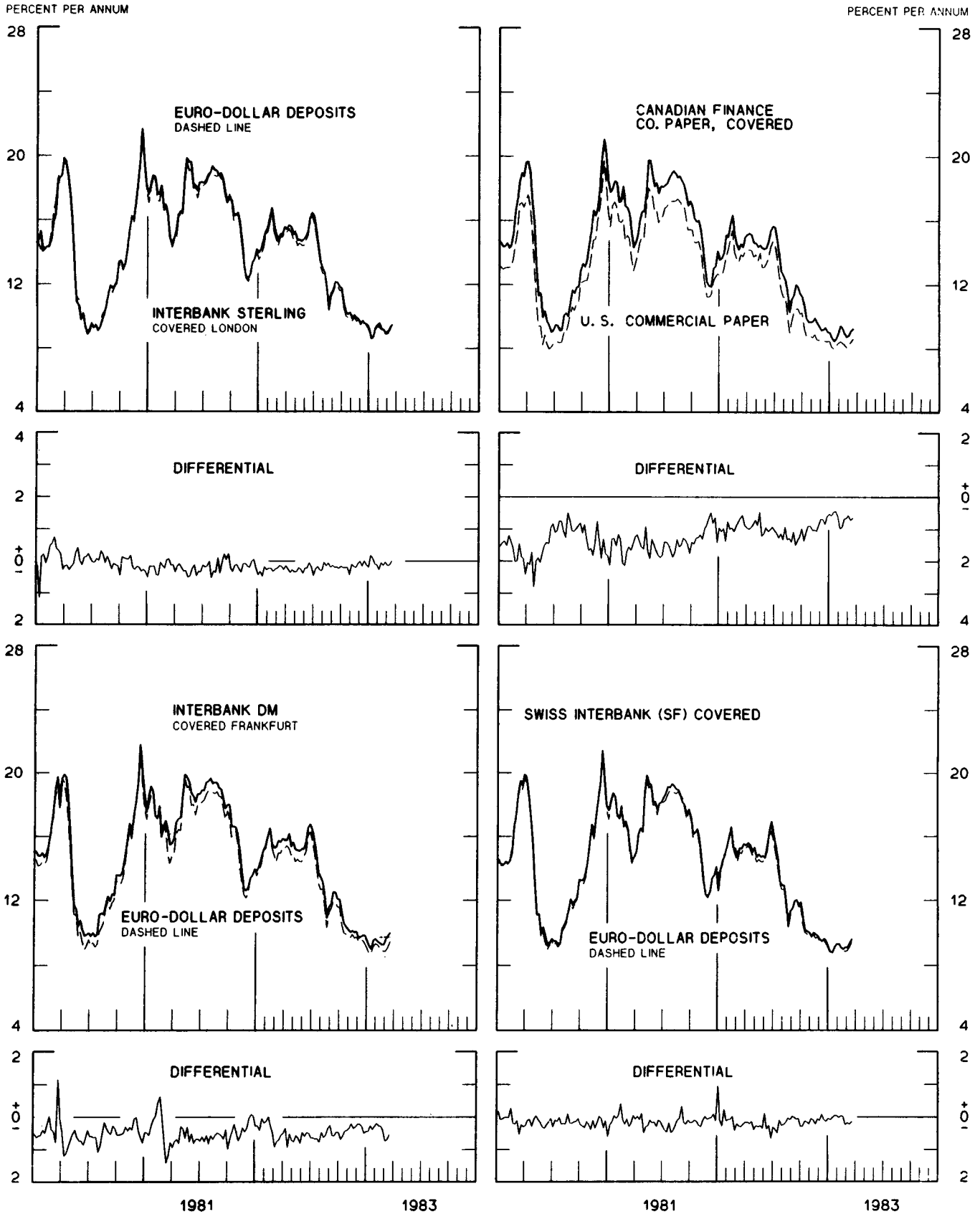


1 PERCENT ON DIFFERENTIAL SCALE = 2 PERCENT ON RATE SCALE

CHART 8

INTEREST ARBITRAGE: 3-MONTH FUNDS

DIFFERENTIAL: PLUS(+), INDICATES FAVOR DOLLAR ASSETS
AVERAGES FOR WEEK ENDING WEDNESDAY



1 PERCENT ON DIFFERENTIAL SCALE = 2 PERCENT ON RATE SCALE

CHART 9
LONG-TERM GOVERNMENT BOND YIELDS
 WEEKLY SERIES

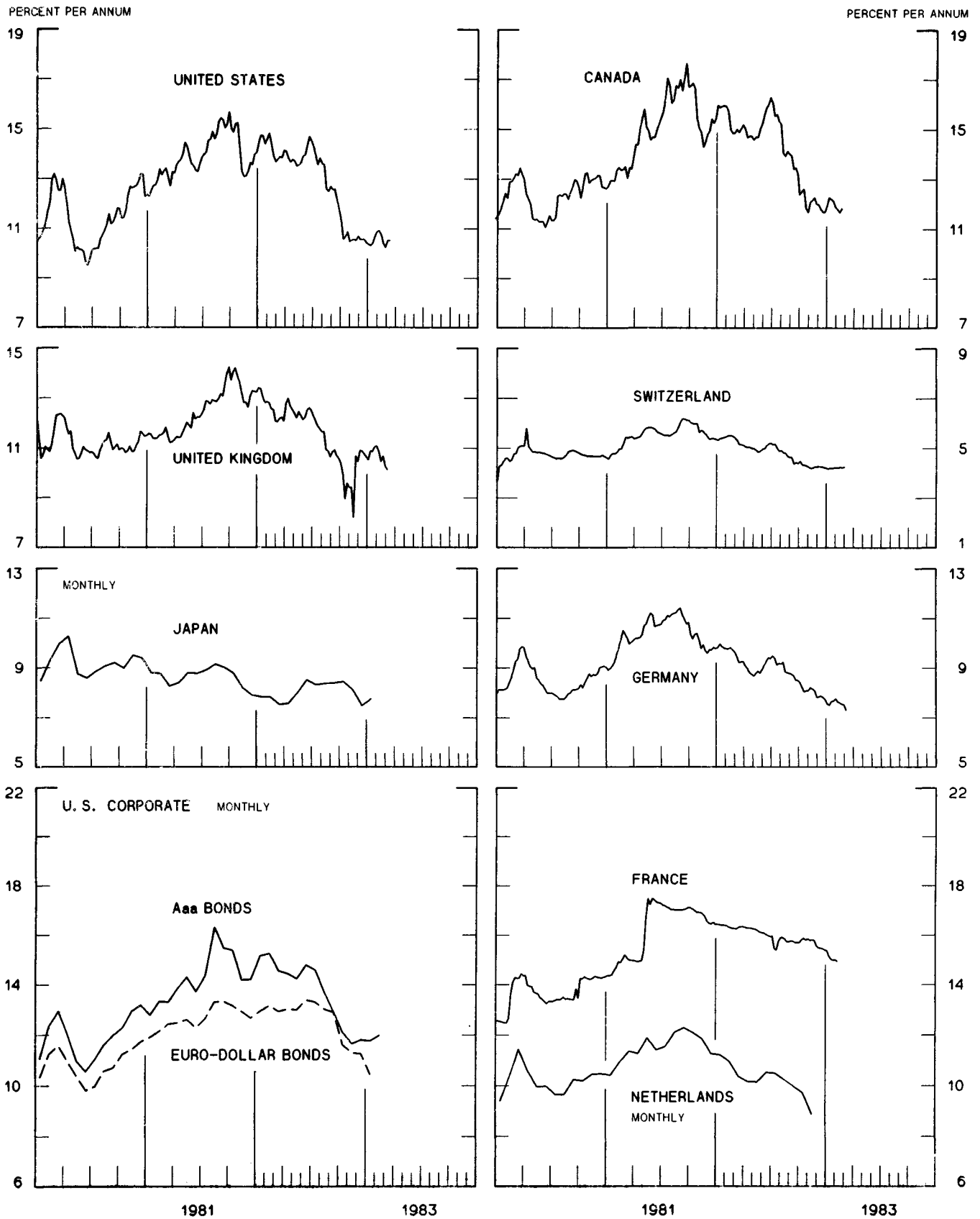
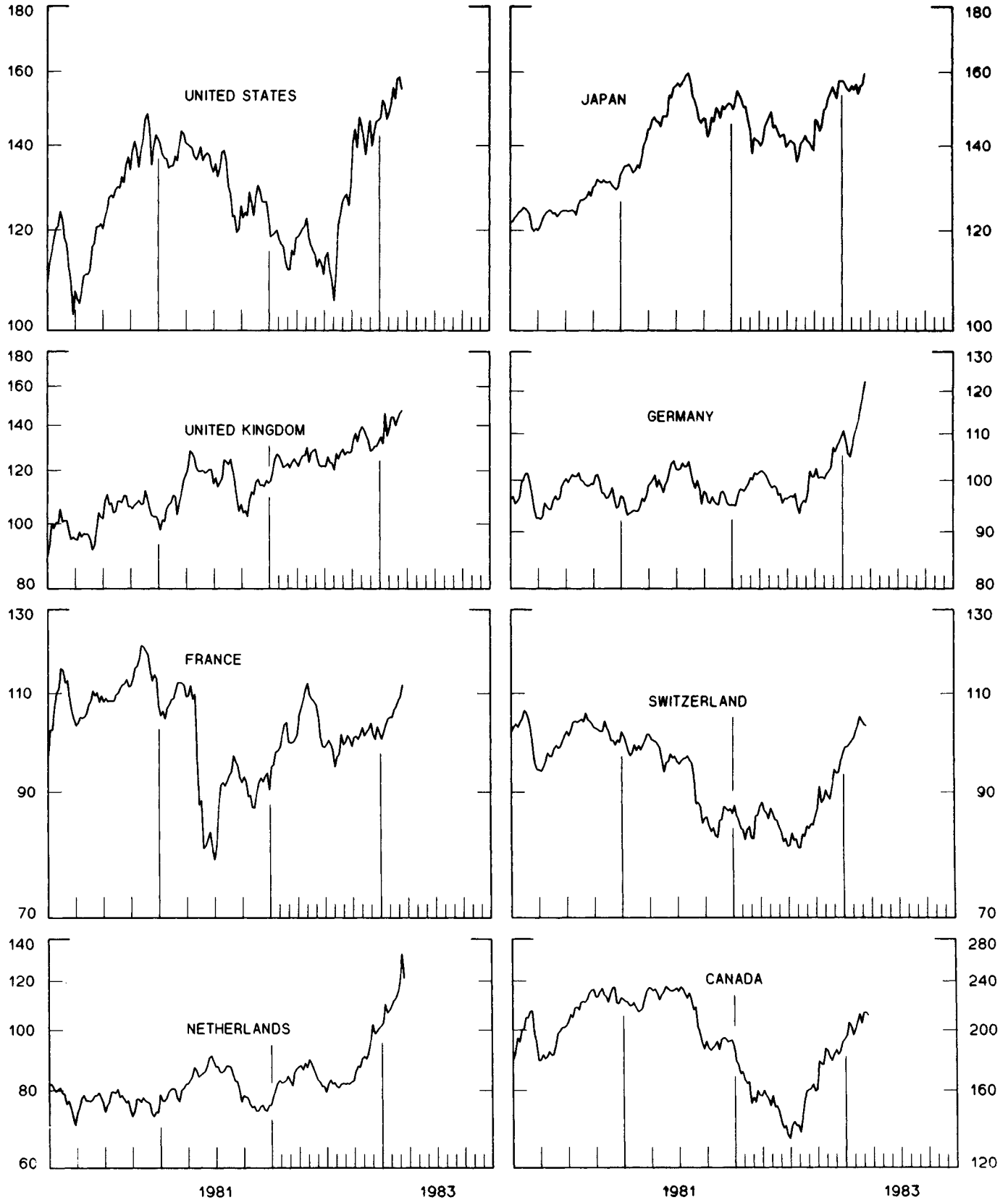


CHART 10
INDUSTRIAL STOCK INDICES
 WEEKLY SERIES

RATIO SCALE
 1969=100

RATIO SCALE
 1969=100



SERIES NAME

LAST VALUE PLOTTED
DATE VALUE

CHART 1. SPOT EXCHANGE RATES AND INDICES

WEEKLY AVERAGES, NOON BUYING RATES (U.S. CENTS)

GERMAN MARK	MARCH 23	41.52
JAPANESE YEN	MARCH 23	0.41721
DUTCH GUILDER	MARCH 23	37.27
U.K. POUND	MARCH 23	147.83
CANADIAN DOLLAR	MARCH 23	81.63
FRENCH FRANC	MARCH 23	14.06
SWISS FRANC	MARCH 23	48.20
BELGIAN FRANC	MARCH 23	2.10896
ITALIAN LIRA	MARCH 23	0.06937

INDICES, MARCH 1973 BASE RATES = 100

GERMAN MARK	MARCH 23	116.80
JAPANESE YEN	MARCH 23	109.24
DUTCH GUILDER	MARCH 23	107.00
U.K. POUND	MARCH 23	59.79
CANADIAN DOLLAR	MARCH 23	81.36
FRENCH FRANC	MARCH 23	63.34
SWISS FRANC	MARCH 23	155.08
BELGIAN FRANC	MARCH 23	83.10
ITALIAN LIRA	MARCH 23	39.41

WEIGHTED AVERAGE EXCHANGE VALUE INDICES, MAR 1973 = 100
(G-10 COUNTRIES PLUS SWITZERLAND)

U.S. DOLLAR	MARCH 23	121.21
GERMAN MARK	MARCH 23	144.32
JAPANESE YEN	MARCH 23	130.80
DUTCH GUILDER	MARCH 23	126.40
U.K. POUND	MARCH 23	66.99
CANADIAN DOLLAR	MARCH 23	94.26
FRENCH FRANC	MARCH 23	71.15
SWISS FRANC	MARCH 23	183.52
BELGIAN FRANC	MARCH 23	96.52
ITALIAN LIRA	MARCH 23	43.19
SWEDISH KRONA	MARCH 23	67.78

CHART 2. 3-MONTH FORWARD EXCHANGE RATES, PREMIUM OR DISCOUNT

CANADIAN DOLLAR	MARCH 23	-0.04
U.K. POUND	MARCH 23	-1.14
GERMAN MARK	MARCH 23	4.64
FRENCH FRANC	MARCH 23	-13.66
SWISS FRANC	MARCH 23	5.62
DUTCH GUILDER	MARCH 23	5.24
JAPANESE YEN	MARCH 23	2.77
ITALIAN LIRA	MARCH 23	-10.53

SERIES NAME	LAST VALUE PLOTTED	
	DATE	VALUE
CHART 3. GOLD PRICE IN LONDON, AFTERNOON FIXING		
U.S. DOLLARS PER FINE OUNCE	MARCH 23	416.85
CHART 4. CALL MONEY RATES		
U.S. FEDERAL FUNDS	MARCH 23	8.75
OVERNIGHT EURO-DOLLAR DEPCSITS	MARCH 23	8.89
U.K. 2-DAY LOCAL AUTHORITY DEPOSITS	MARCH 18	10.88
CANADA	MARCH 11	10.54
GERMANY	MARCH 18	5.00
EURO-DM	MARCH 18	4.98
JAPAN	MARCH 18	6.63
FRANCE	MARCH 18	12.88
NETHERLANDS	JAN. 1	10.30
EURO-SWISS FRANC	MARCH 18	3.60
CHART 5. 3-MONTH INTEREST RATES		
U.S. 90-DAY CD'S, SECONDARY MARKET	MARCH 23	8.84
GERMAN INTERBANK LOAN	MARCH 23	5.31
JAPANESE BANK LOANS & DISCOUNTS	MARCH 23	6.75
CANADIAN FINANCE PAPER	MARCH 23	9.30
INTERBANK STERLING	MARCH 23	10.65
SWISS INTERBANK LOAN	MARCH 23	3.95
WEIGHTED AVERAGE FOREIGN INTEREST RATE (G-10 COUNTRIES PLUS SWITZERLAND)	MARCH 23	8.41
CHART 6. EURO-DOLLAR DEPOSIT RATES: LONDON		
OVERNIGHT	MARCH 23	8.89
7-DAY	MARCH 23	9.18
1-MONTH	MARCH 23	9.33
3-MONTH	MARCH 23	9.47
6-MONTH	MARCH 23	9.60
1-YEAR	MARCH 23	9.74
CHART 7. SELECTED EURO-DOLLAR AND U.S. MONEY MARKET RATES		
OVERNIGHT EURO-DOLLAR DEPCSITS	MARCH 23	8.89
U.S. FEDERAL FUNDS	MARCH 23	8.75
DIFFERENTIAL ADJ. FOR RESERVE REQUIREMENTS	MARCH 23	0.14
3-MONTH EURO-DOLLAR DEPOSIT RATE	MARCH 23	9.47
U.S. 90-DAY CD'S, SECONDARY MARKET	MARCH 23	8.84
DIFFERENTIAL	MARCH 23	0.64

SERIES NAME	LAST VALUE PLOTTED	
	DATE	VALUE
CHART 8. INTEREST ARBITRAGE, 3-MONTH FUNDS		
EURO-DOLLAR DEPOSIT	MARCH 23	9.47
INTERBANK STERLING (LONDON), COVERED	MARCH 23	9.48
DIFFERENTIAL	MARCH 23	-0.00
U.S. COMMERCIAL PAPER	MARCH 23	8.61
CANADIAN FINANCE PAPER, COVERED	MARCH 23	9.26
DIFFERENTIAL	MARCH 23	-0.65
EURO-DOLLAR DEPOSIT	MARCH 23	9.47
INTERBANK DM (FRANKFURT), COVERED	MARCH 23	10.01
DIFFERENTIAL	MARCH 23	-0.54
EURO-DOLLAR DEPOSIT	MARCH 23	9.47
SWISS INTERBANK, COVERED	MARCH 23	9.62
DIFFERENTIAL	MARCH 23	-0.15
CHART 9. LONG TERM GOVERNMENT BOND YIELDS		
UNITED STATES	MARCH 18	10.52
GERMANY	MARCH 11	7.31
JAPAN (MONTHLY)	JAN.	7.77
SWITZERLAND	MARCH 4	4.25
CANADA	MARCH 11	11.84
FRANCE	FEB. 11	14.94
NETHERLANDS	JAN. 1	11.12
UNITED KINGDOM	MARCH 11	10.14
U.S. CORPORATE		
AAA BONDS	FEB.	12.01
EURO-DOLLAR BONDS	JAN.	10.46
CHART 10. STOCK INDICES		
UNITED STATES	MARCH 16	155.03
UNITED KINGDOM	MARCH 16	147.59
CANADA	MARCH 16	211.56
GERMANY	MARCH 16	122.46
SWITZERLAND	MARCH 16	103.01
NETHERLANDS	MARCH 16	121.43
FRANCE	MARCH 16	111.89
JAPAN	MARCH 16	159.70