

Selected Interest & Exchange Rates

Weekly Series of Charts

March 21, 1983

**Prepared by the
FINANCIAL MARKETS
SECTION**

**DIVISION OF
INTERNATIONAL FINANCE**

**BOARD OF GOVERNORS
FEDERAL RESERVE SYSTEM
Washington, D.C. 20551**

Table of Contents

TABLES

1. LATEST FIGURES PLOTTED
2. DAILY CERTIFIED SPOT EXCHANGE RATES--
H.10 RELEASE

CHARTS

1. SPOT EXCHANGE RATE INDICES
2. 3-MONTH FORWARD EXCHANGE RATES
3. GOLD PRICE--LONDON
4. CALL MONEY RATES
5. 3-MONTH INTEREST RATES
6. EURO-DOLLAR DEPOSIT RATES
7. SELECTED EURO-DOLLAR AND
U.S. MONEY MARKET RATES
8. INTEREST ARBITRAGE: 3-MONTH FUNDS
9. LONG-TERM GOVERNMENT BOND YIELDS
10. INDUSTRIAL STOCK INDICES

SUBSCRIPTION RATES:

Weekly \$15.00 per year or \$.40 each in the United States, its possessions, Canada, and Mexico; 10 or more of the same issue to one address, \$13.50 per year or \$.35 each. Elsewhere, \$20.00 per year or \$.50 each. Address requests to Publications Services, Division of Administrative Services, and make payment remittance payable to the order of the Board of Governors of the Federal Reserve System in a form collectible at par in U.S. Currency.

SPOT EXCHANGE INDICES

DOLLAR PRICES OF FOREIGN CURRENCIES AND WEIGHTED AVERAGE VALUES (THIN LINE)
AVERAGES FOR WEEK ENDING WEDNESDAY

RATIO SCALE
MARCH 1973=100

RATIO SCALE
MARCH 1973=100

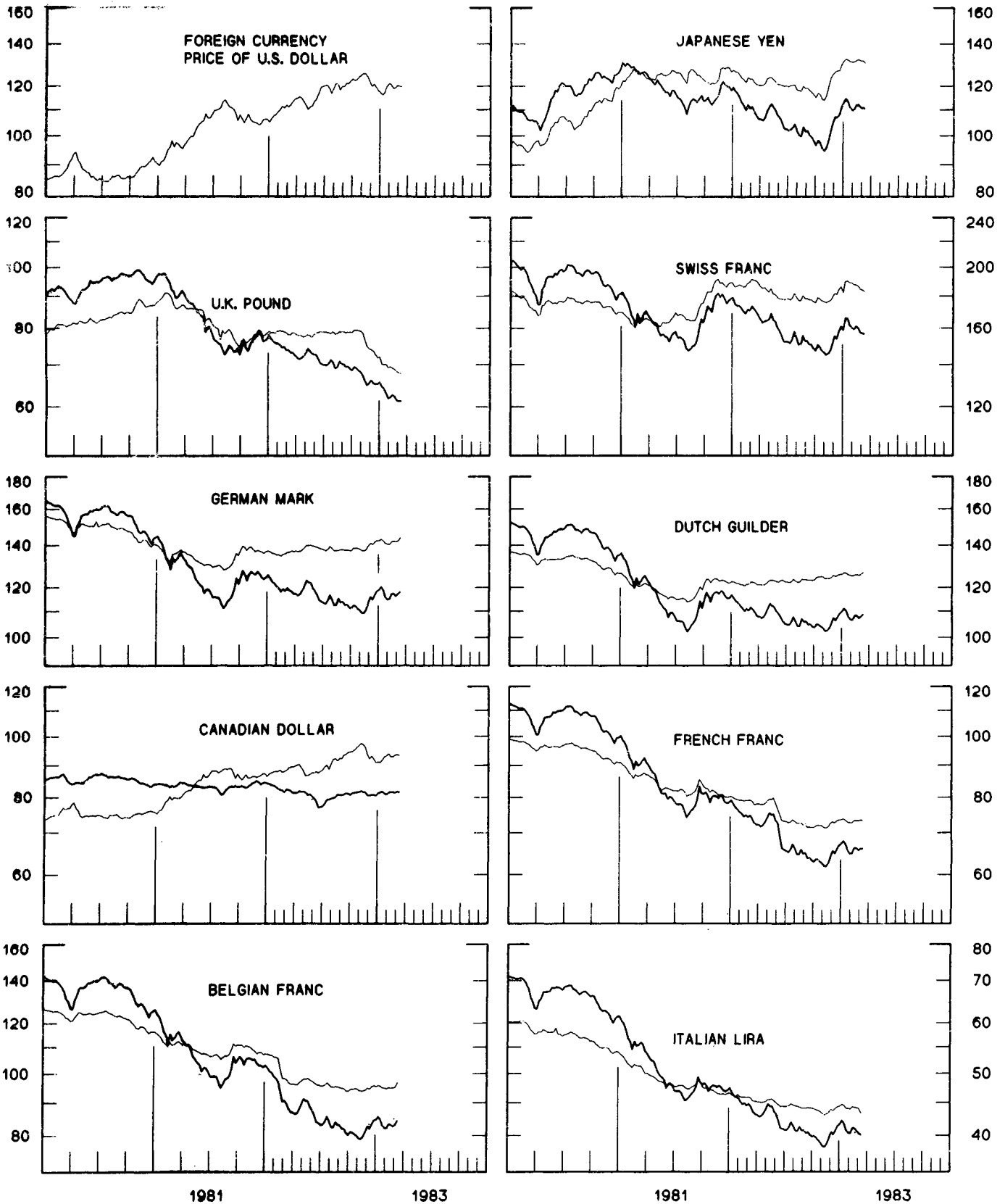


CHART 2
3-MONTH FORWARD EXCHANGE RATES

PREMIUM (+) OR (-)
 AVERAGES FOR WEEK ENDING WEDNESDAY

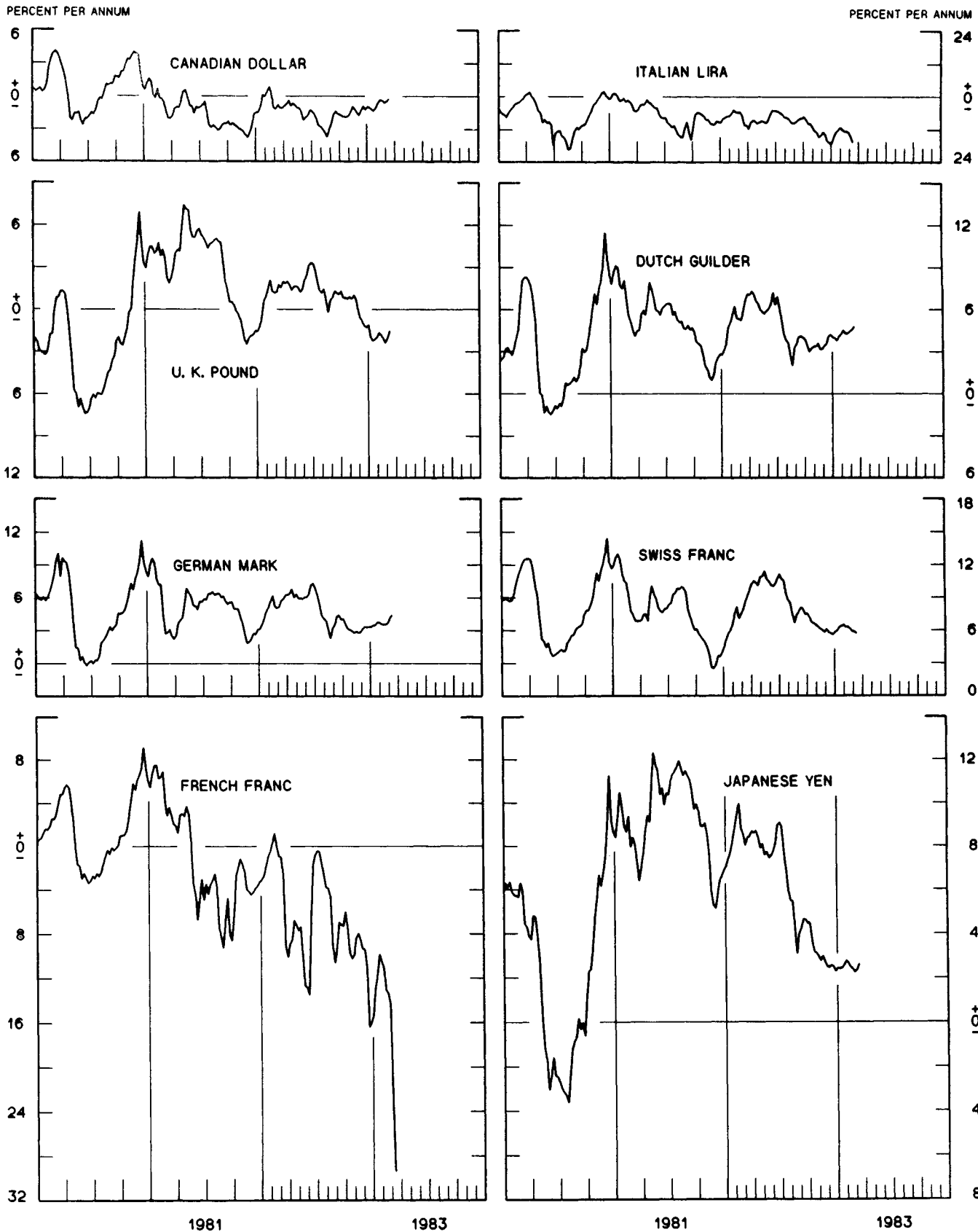


CHART 3
PRICE OF GOLD IN LONDON
AVERAGES FOR WEEK ENDING WEDNESDAY

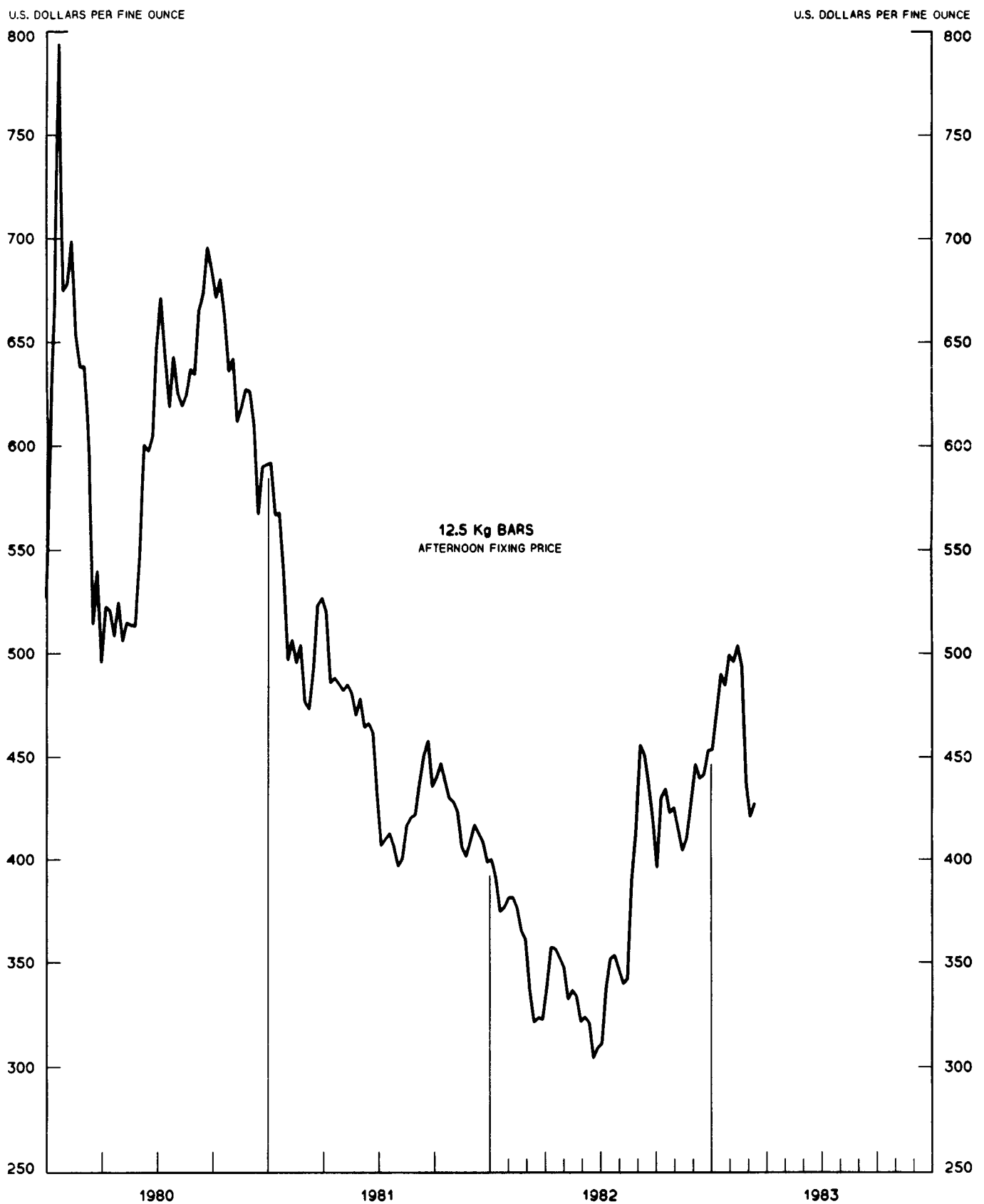


CHART 4
CALL MONEY RATES
 WEEKLY SERIES

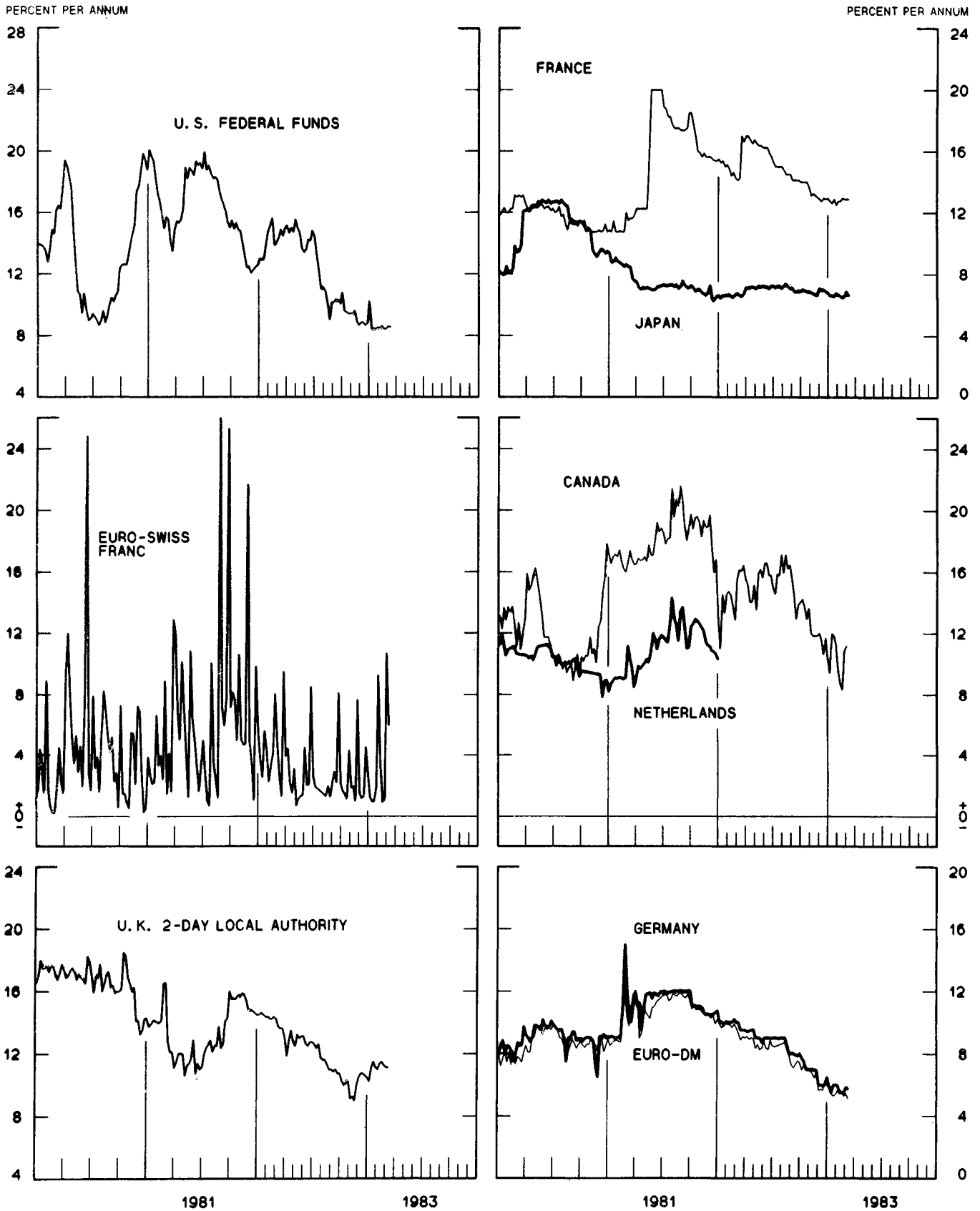


CHART 5
3-MONTH INTEREST RATES
 WEEKLY SERIES

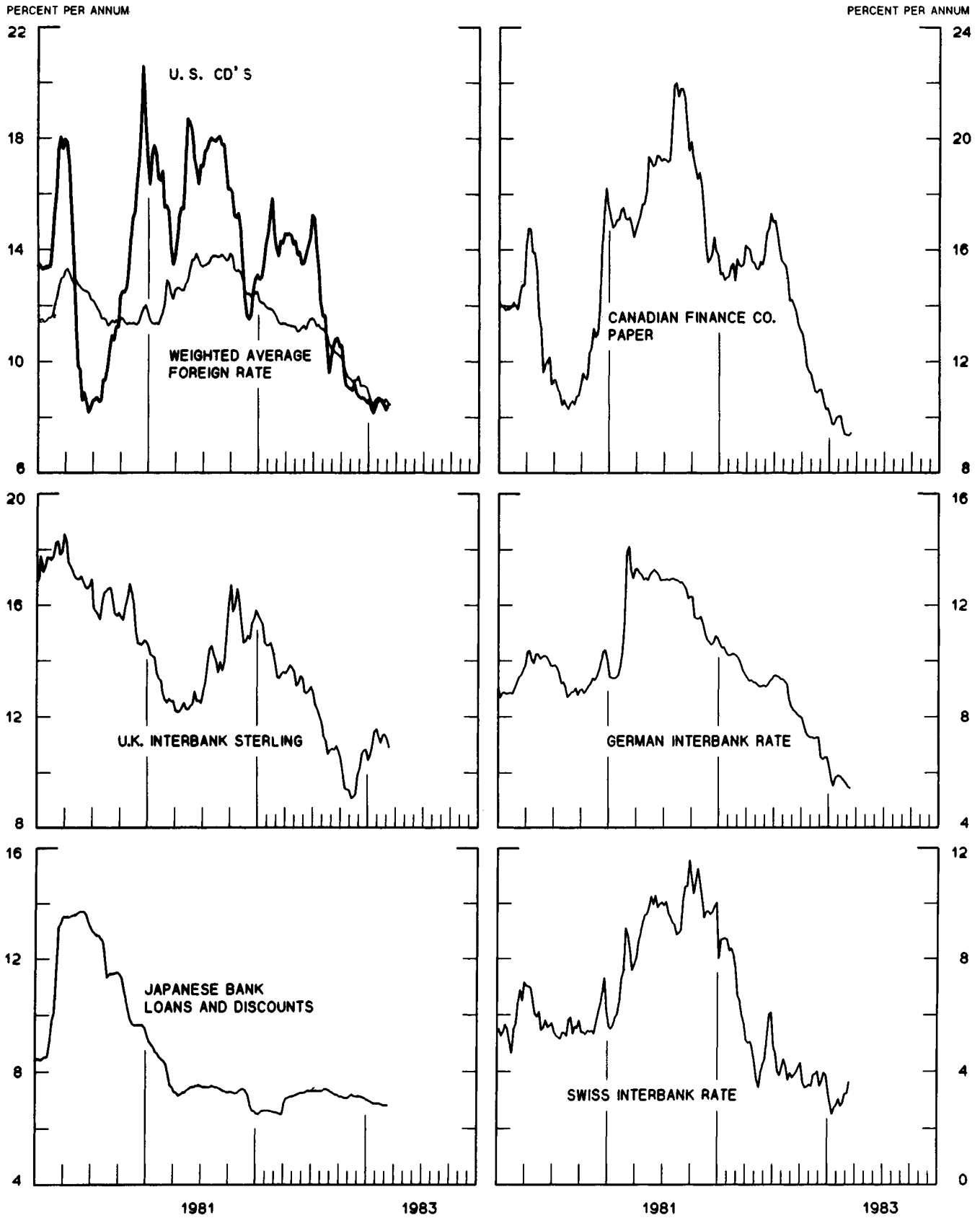


CHART 6
 EURO-DOLLAR DEPOSIT RATES LONDON
 AVERAGES FOR WEEK ENDING WEDNESDAY

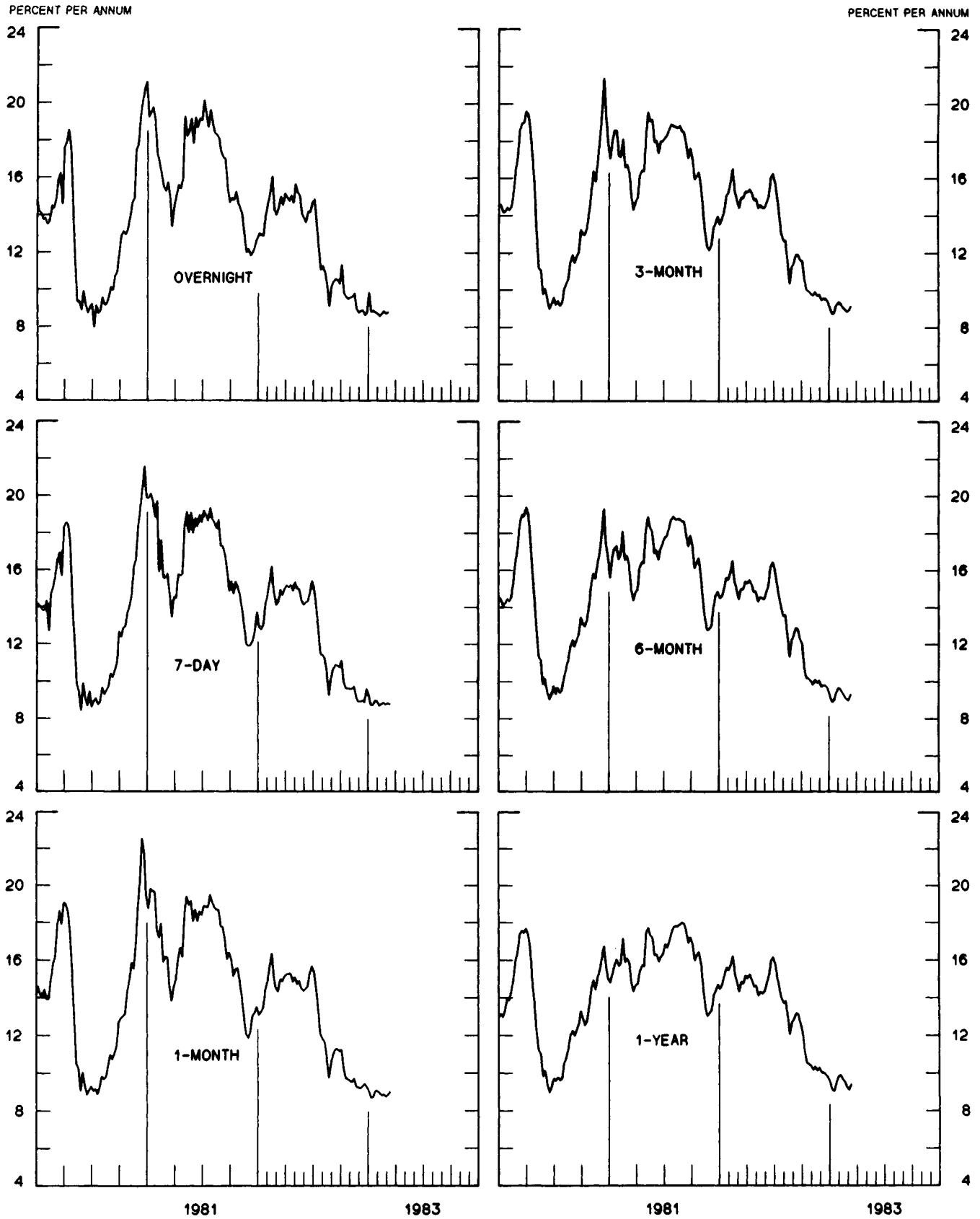
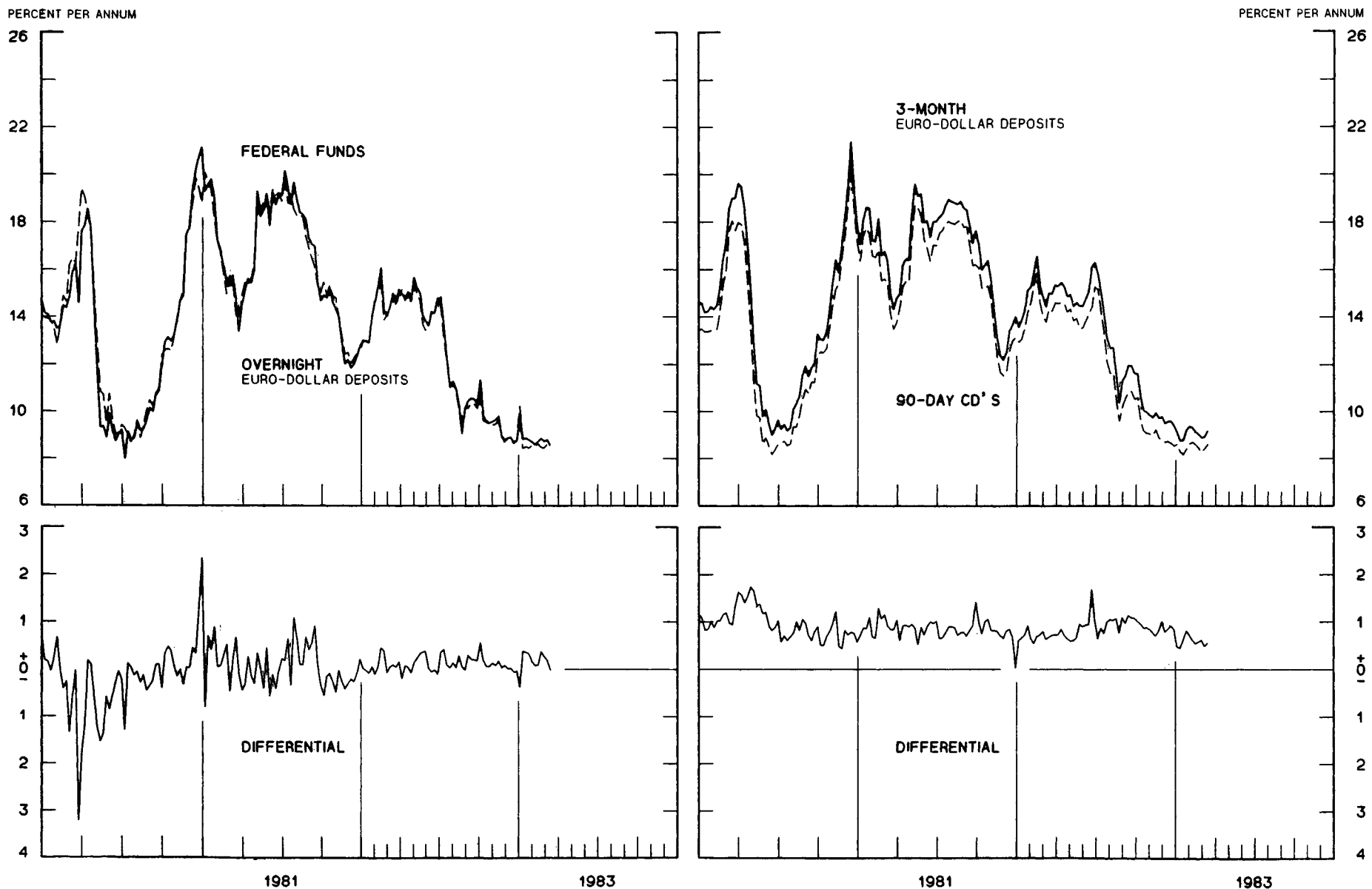


CHART 7
SELECTED EURO-DOLLAR AND U. S. MONEY MARKET RATES

DIFFERENTIAL: PLUS(+), FAVORS BORROWING IN U. S.
 AVERAGES FOR WEEK ENDING WEDNESDAY



1 PERCENT ON DIFFERENTIAL SCALE = 2 PERCENT ON RATE SCALE

INTEREST ARBITRAGE: 3-MONTH FUNDS

DIFFERENTIAL: PLUS(+), INDICATES FAVOR DOLLAR ASSETS
AVERAGES FOR WEEK ENDING WEDNESDAY

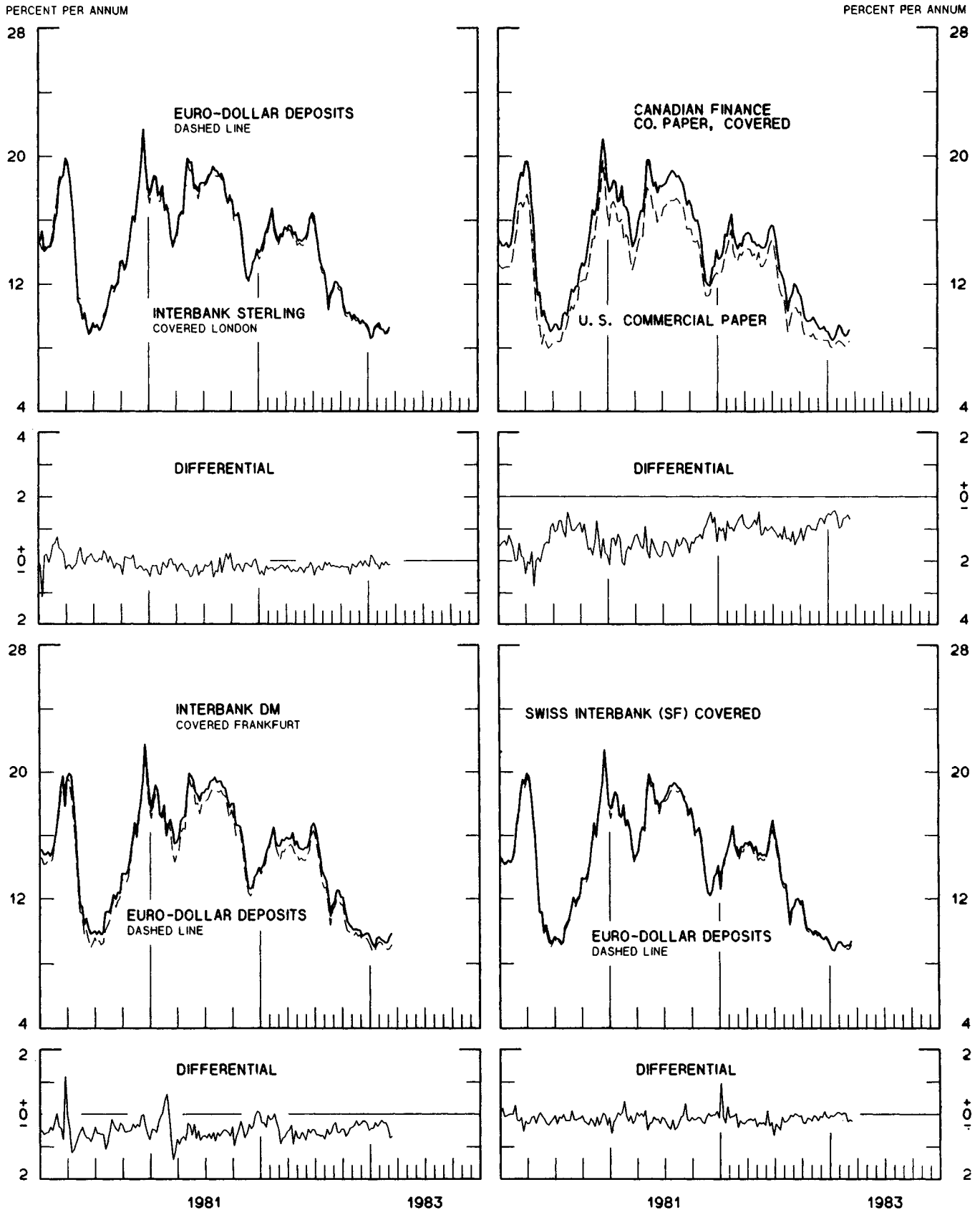


CHART 9
LONG-TERM GOVERNMENT BOND YIELDS
 WEEKLY SERIES

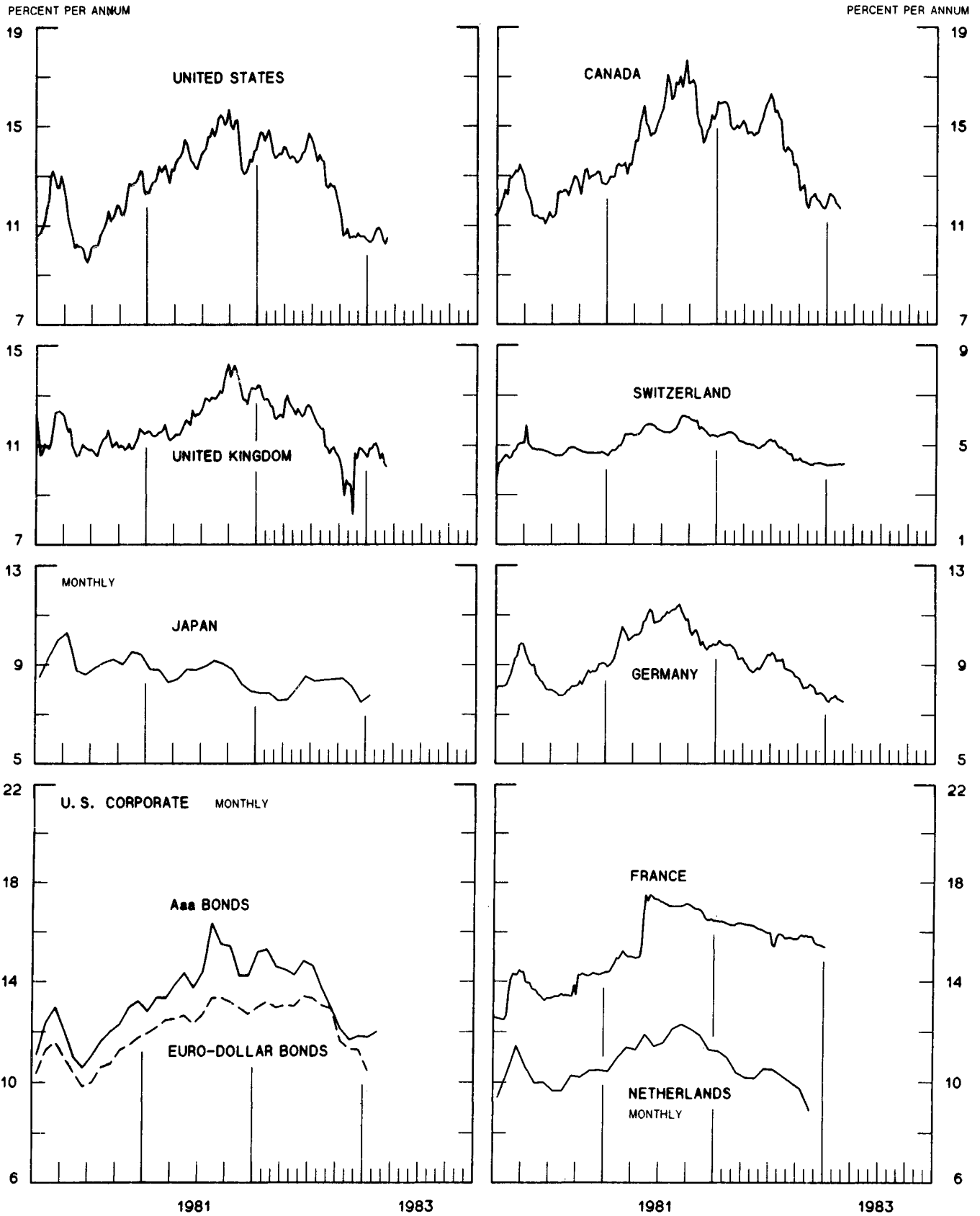
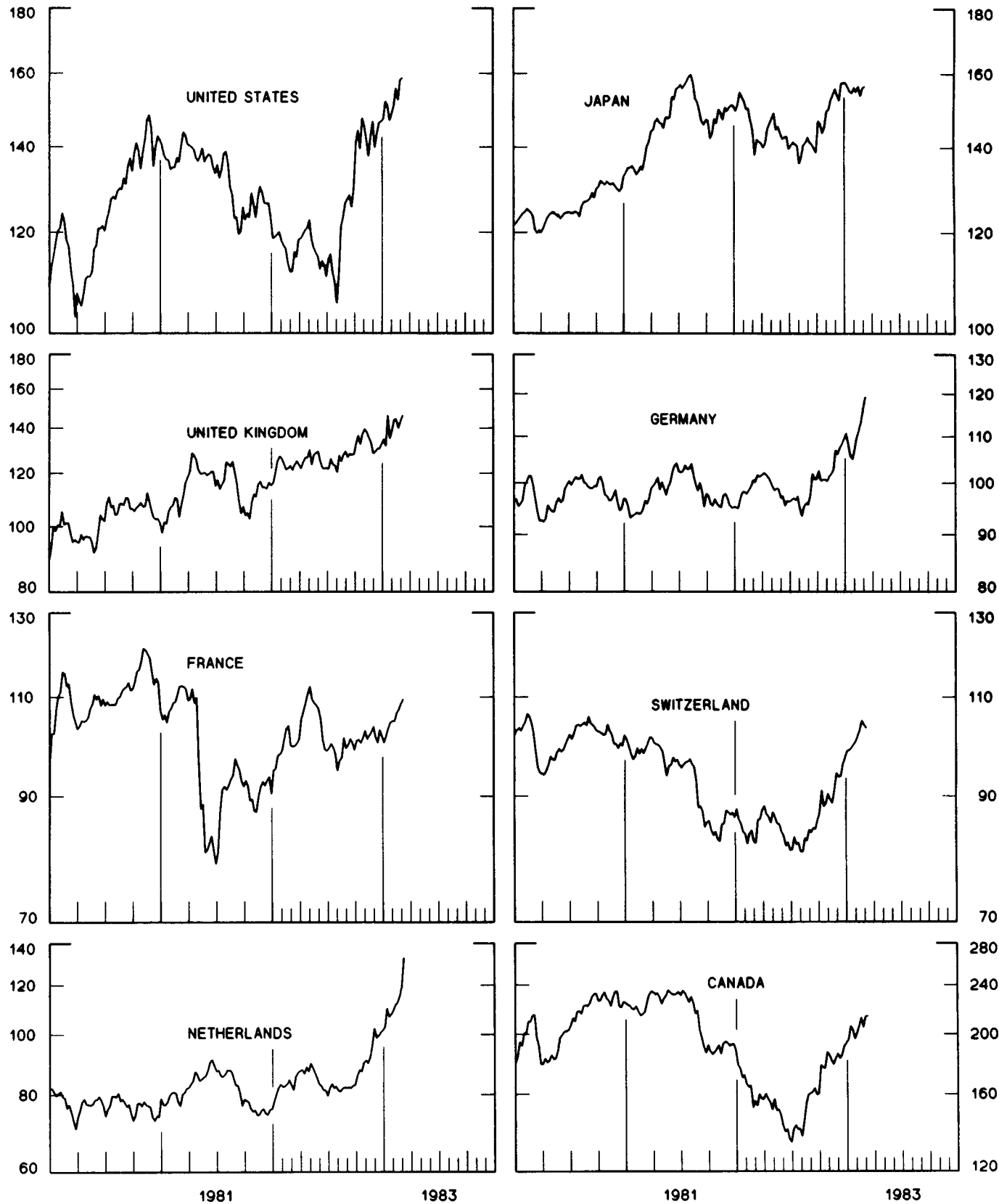


CHART 10
INDUSTRIAL STOCK INDICES
 WEEKLY SERIES

RATIO SCALE
 1969=100

RATIO SCALE
 1969=100



SERIES NAME

LAST VALUE PLOTTED
DATE VALUE

CHART 1. SPOT EXCHANGE RATES AND INDICES

WEEKLY AVERAGES, NOON BUYING RATES (U.S. CENTS)

GERMAN MARK	MARCH 16	41.86
JAPANESE YEN	MARCH 16	0.42105
DUTCH GUILDER	MARCH 16	37.76
U.K. POUND	MARCH 16	150.95
CANADIAN DOLLAR	MARCH 16	81.62
FRENCH FRANC	MARCH 16	14.62
SWISS FRANC	MARCH 16	48.59
BELGIAN FRANC	MARCH 16	2.13738
ITALIAN LIRA	MARCH 16	0.07034

INDICES, MARCH 1973 BASE RATES = 100

GERMAN MARK	MARCH 16	117.75
JAPANESE YEN	MARCH 16	110.25
DUTCH GUILDER	MARCH 16	108.41
U.K. POUND	MARCH 16	61.05
CANADIAN DOLLAR	MARCH 16	81.35
FRENCH FRANC	MARCH 16	65.86
SWISS FRANC	MARCH 16	156.33
BELGIAN FRANC	MARCH 16	84.22
ITALIAN LIRA	MARCH 16	39.96

WEIGHTED AVERAGE EXCHANGE VALUE INDICES, MAR 1973 = 100
(G-10 COUNTRIES PLUS SWITZERLAND)

U.S. DOLLAR	MARCH 16	119.49
GERMAN MARK	MARCH 16	143.77
JAPANESE YEN	MARCH 16	130.50
DUTCH GUILDER	MARCH 16	126.65
U.K. POUND	MARCH 16	67.71
CANADIAN DOLLAR	MARCH 16	93.11
FRENCH FRANC	MARCH 16	73.40
SWISS FRANC	MARCH 16	182.92
BELGIAN FRANC	MARCH 16	96.73
ITALIAN LIRA	MARCH 16	43.31
SWEDISH KRONA	MARCH 16	67.51

CHART 2. 3-MONTH FORWARD EXCHANGE RATES, PREMIUM OR DISCOUNT

CANADIAN DOLLAR	MARCH 16	-0.30
U.K. POUND	MARCH 16	-1.57
GERMAN MARK	MARCH 16	4.35
FRENCH FRANC	MARCH 16	-29.40
SWISS FRANC	MARCH 16	5.71
DUTCH GUILDER	MARCH 16	4.74
JAPANESE YEN	MARCH 16	2.59
ITALIAN LIRA	MARCH 16	-16.69

SERIES NAME	LAST VALUE PLOTTED	
	DATE	VALUE
CHART 3. GOLD PRICE IN LONDON, AFTERNOON FIXING		
U.S. DOLLARS PER FINE OUNCE	MARCH 16	427.45
CHART 4. CALL MONEY RATES		
U.S. FEDERAL FUNDS	MARCH 16	8.57
OVERNIGHT EURO-DOLLAR DEPOSITS	MARCH 16	8.55
U.K. 2-DAY LOCAL AUTHORITY DEPOSITS	MARCH 18	10.88
CANADA	MARCH 4	11.18
GERMANY	MARCH 18	5.00
EURO-DM	MARCH 18	4.98
JAPAN	MARCH 18	6.63
FRANCE	MARCH 18	12.88
NETHERLANDS	JAN. 1	10.30
EURO-SWISS FRANC	MARCH 18	3.60
CHART 5. 3-MONTH INTEREST RATES		
U.S. 90-DAY CD'S, SECONDARY MARKET	MARCH 16	8.60
GERMAN INTERBANK LOAN	MARCH 16	5.44
JAPANESE BANK LOANS & DISCOUNTS	MARCH 16	6.81
CANADIAN FINANCE PAPER	MARCH 16	9.44
INTERBANK STERLING	MARCH 16	10.90
SWISS INTERBANK LOAN	MARCH 16	3.63
WEIGHTED AVERAGE FOREIGN INTEREST RATE (G-10 COUNTRIES PLUS SWITZERLAND)	MARCH 16	8.55
CHART 6. EURO-DOLLAR DEPOSIT RATES: LONDON		
OVERNIGHT	MARCH 16	8.55
7-DAY	MARCH 16	8.77
1-MONTH	MARCH 16	9.03
3-MONTH	MARCH 16	9.16
6-MONTH	MARCH 16	9.33
1-YEAR	MARCH 16	9.43
CHART 7. SELECTED EURO-DOLLAR AND U.S. MONEY MARKET RATES		
OVERNIGHT EURO-DOLLAR DEPOSITS	MARCH 16	8.55
U.S. FEDERAL FUNDS	MARCH 16	8.57
DIFFERENTIAL ADJ. FOR RESERVE REQUIREMENTS	MARCH 16	-0.02
3-MONTH EURO-DOLLAR DEPOSIT RATE	MARCH 16	9.16
U.S. 90-DAY CD'S, SECONDARY MARKET	MARCH 16	8.60
DIFFERENTIAL	MARCH 16	0.56

SERIES NAME	LAST VALUE PLOTTED	
	DATE	VALUE

CHART 8. INTEREST ARBITRAGE, 3-MONTH FUNDS

EURC-DOLLAR DEPOSIT	MARCH 16	9.16
INTERBANK STERLING (LONDON), COVERED	MARCH 16	9.29
DIFFERENTIAL	MARCH 16	-0.13
U.S. COMMERCIAL PAPER	MARCH 16	8.42
CANADIAN FINANCE PAPER, COVERED	MARCH 16	9.13
DIFFERENTIAL	MARCH 16	-0.71
EURO-DOLLAR DEPOSIT	MARCH 16	9.16
INTERBANK DM (FRANKFURT), COVERED	MARCH 16	9.85
DIFFERENTIAL	MARCH 16	-0.68
EURC-DOLLAR DEPOSIT	MARCH 16	9.16
SWISS INTERBANK, COVERED	MARCH 16	9.38
DIFFERENTIAL	MARCH 16	-0.22

CHART 9. LONG TERM GOVERNMENT BOND YIELDS

UNITED STATES	MARCH 18	10.52
GERMANY	MARCH 11	7.31
JAPAN (MONTHLY)	JAN.	7.77
SWITZERLAND	MARCH 4	4.25
CANADA	MARCH 4	11.68
FRANCE	FEB. 11	14.94
NETHERLANDS	JAN. 1	11.12
UNITED KINGDOM	MARCH 11	10.14

U.S. CORPORATE

AAA BONDS	FEB.	12.01
EURO-DOLLAR BONDS	JAN.	10.46

CHART 10. STOCK INDICES

UNITED STATES	MARCH 16	155.03
UNITED KINGDOM	MARCH 16	147.59
CANADA	MARCH 16	211.56
GERMANY	MARCH 16	122.46
SWITZERLAND	MARCH 16	103.01
NETHERLANDS	MARCH 16	121.43
FRANCE	MARCH 16	111.89
JAPAN	MARCH 16	159.70