

# Selected Interest & Exchange Rates

## Weekly Series of Charts

**March 14, 1983**

**Prepared by the  
FINANCIAL MARKETS  
SECTION**

**DIVISION OF  
INTERNATIONAL FINANCE**

**BOARD OF GOVERNORS  
FEDERAL RESERVE SYSTEM  
Washington, D.C. 20551**

---

# Table of Contents

## **TABLES**

1. LATEST FIGURES PLOTTED
2. DAILY CERTIFIED SPOT EXCHANGE RATES--  
H.10 RELEASE

## **CHARTS**

1. SPOT EXCHANGE RATE INDICES
2. 3-MONTH FORWARD EXCHANGE RATES
3. GOLD PRICE--LONDON
4. CALL MONEY RATES
5. 3-MONTH INTEREST RATES
6. EURO-DOLLAR DEPOSIT RATES
7. SELECTED EURO-DOLLAR AND  
U.S. MONEY MARKET RATES
8. INTEREST ARBITRAGE: 3-MONTH FUNDS
9. LONG-TERM GOVERNMENT BOND YIELDS
10. INDUSTRIAL STOCK INDICES

## **SUBSCRIPTION RATES:**

Weekly \$15.00 per year or \$.40 each in the United States, its possessions, Canada, and Mexico; 10 or more of the same issue to one address. \$13.50 per year or \$.35 each. Elsewhere, \$20.00 per year or \$.50 each. Address requests to Publications Services, Division of Administrative Services, and make payment remittance payable to the order of the Board of Governors of the Federal Reserve System in a form collectible at par in U.S. Currency.

CHART 1

# SPOT EXCHANGE INDICES

DOLLAR PRICES OF FOREIGN CURRENCIES AND WEIGHTED AVERAGE VALUES (THIN LINE)  
AVERAGES FOR WEEK ENDING WEDNESDAY

RATIO SCALE  
MARCH 1973=100

RATIO SCALE  
MARCH 1973=100

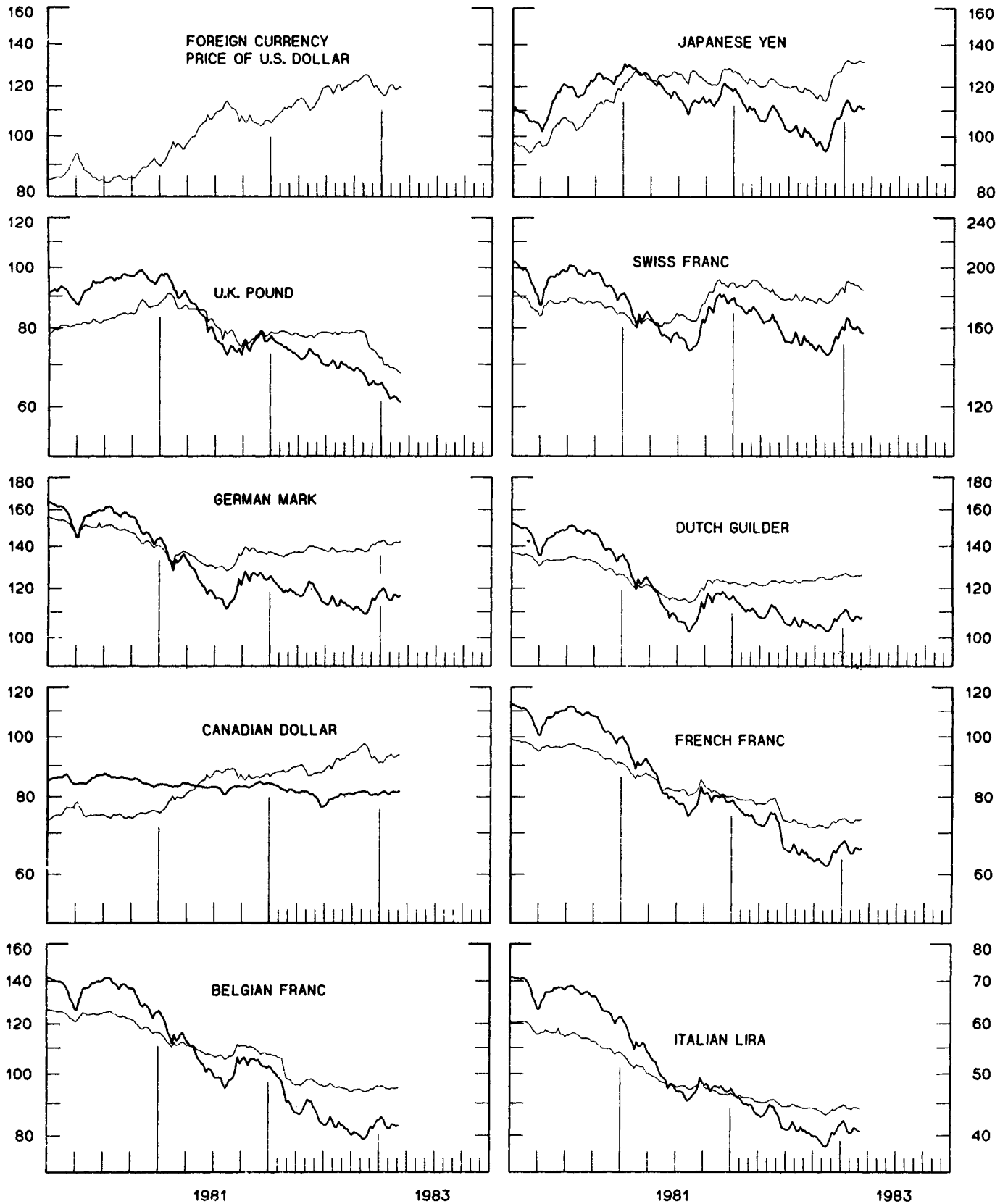


CHART 2  
**3-MONTH FORWARD EXCHANGE RATES**

PREMIUM (+) OR (-)  
 AVERAGES FOR WEEK ENDING WEDNESDAY

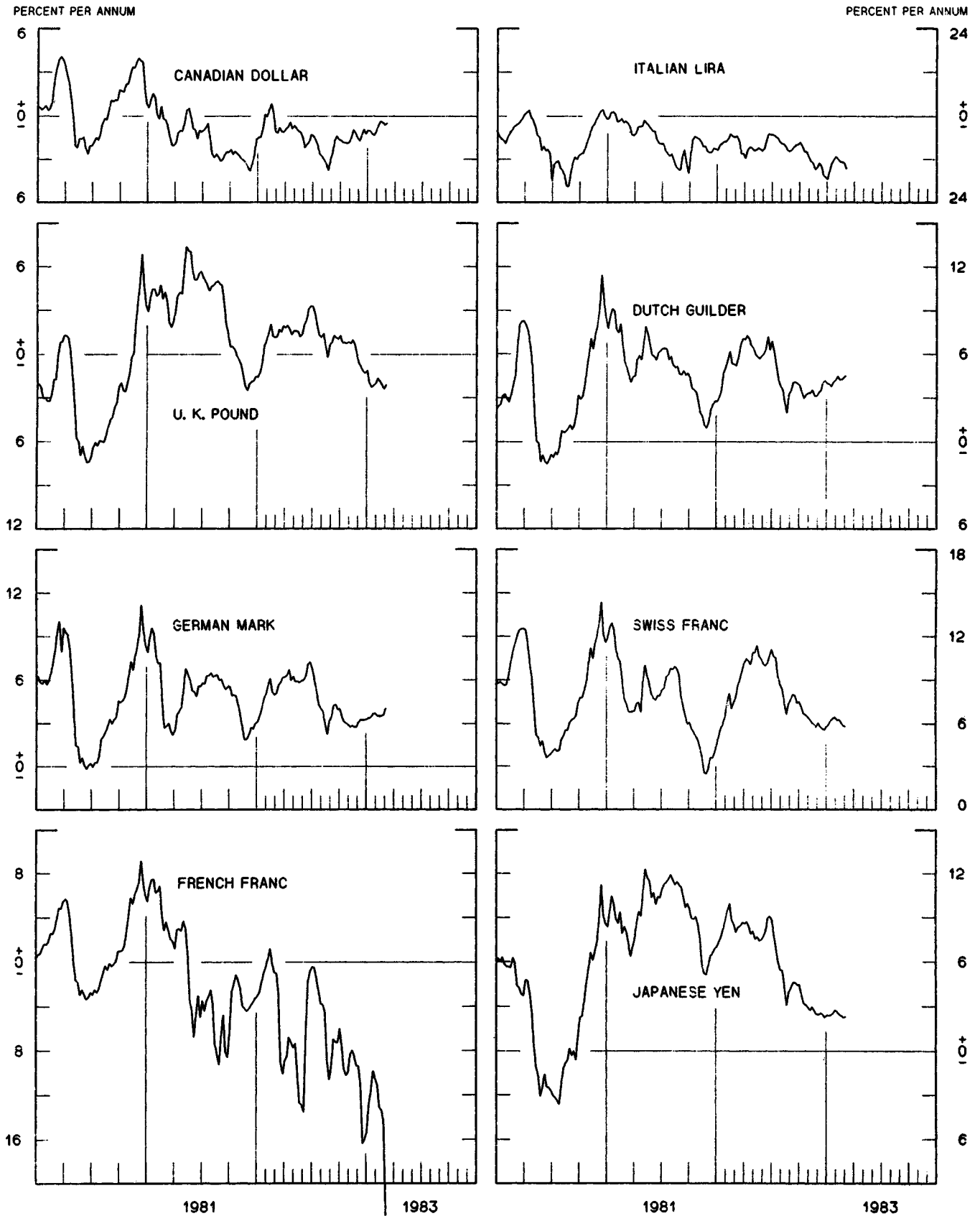


CHART 3  
PRICE OF GOLD IN LONDON  
AVERAGES FOR WEEK ENDING WEDNESDAY



CHART 4  
**CALL MONEY RATES**  
 WEEKLY SERIES

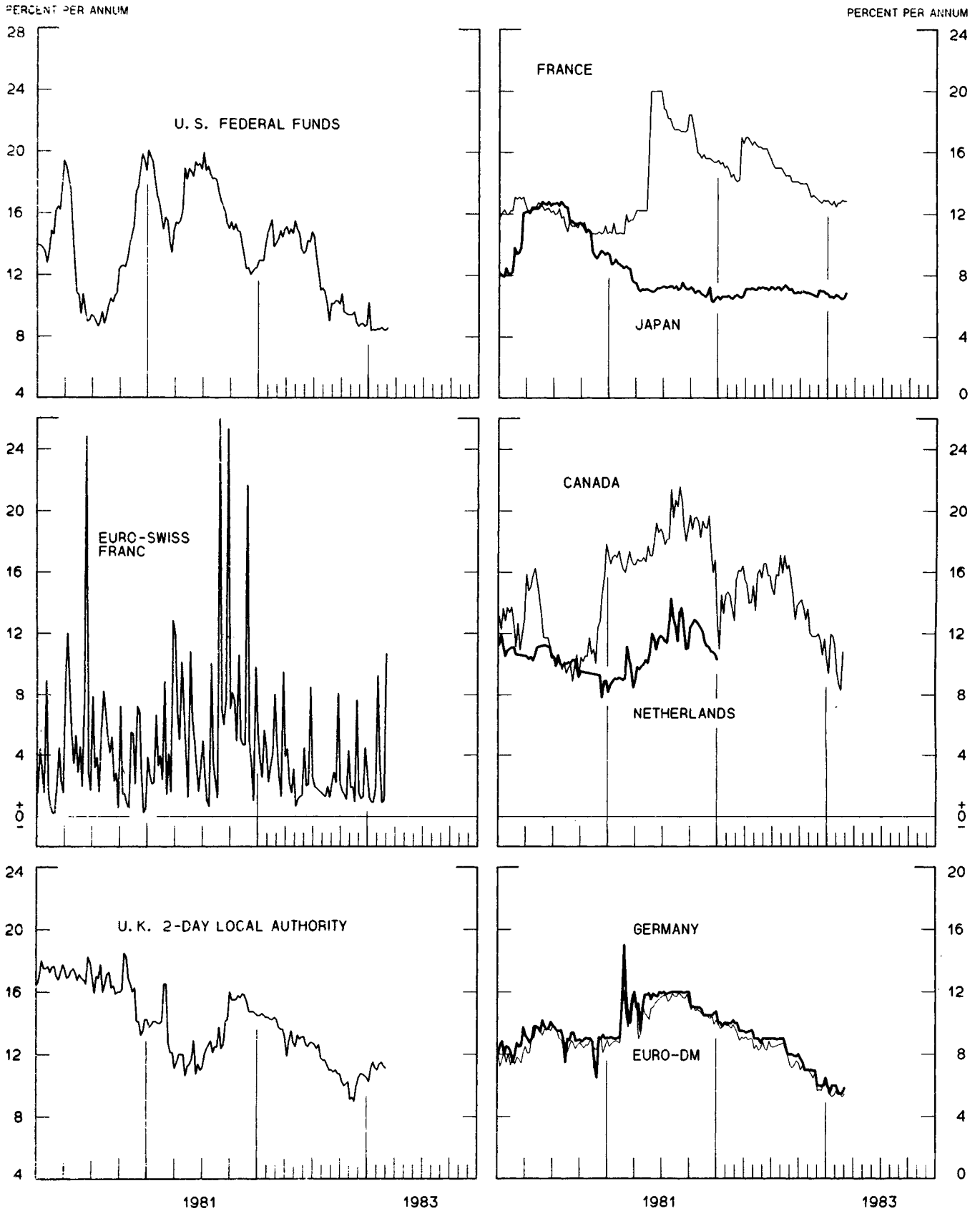


CHART 5  
3-MONTH INTEREST RATES  
WEEKLY SERIES

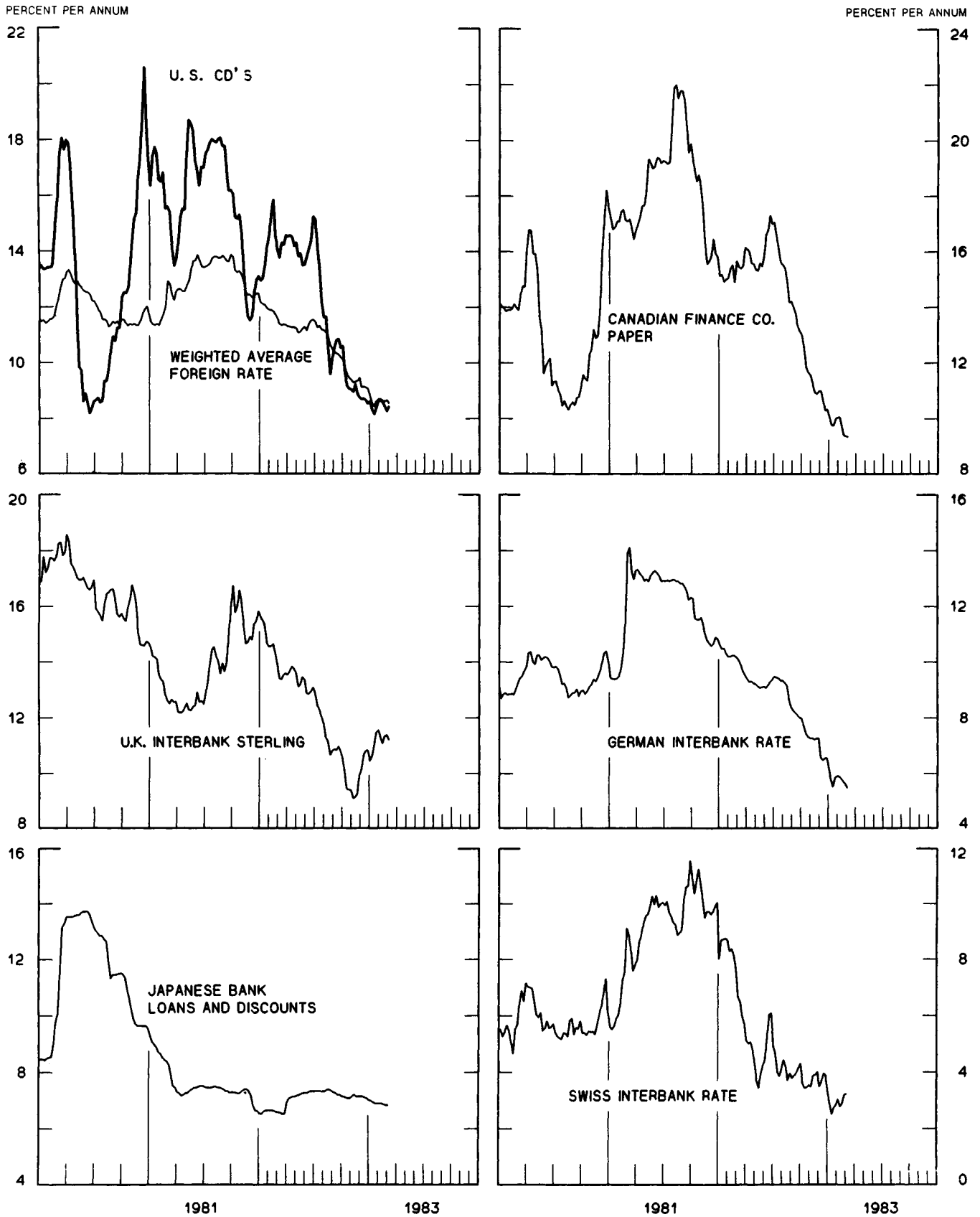


CHART 6  
**EURO-DOLLAR DEPOSIT RATES LONDON**  
 AVERAGES FOR WEEK ENDING WEDNESDAY

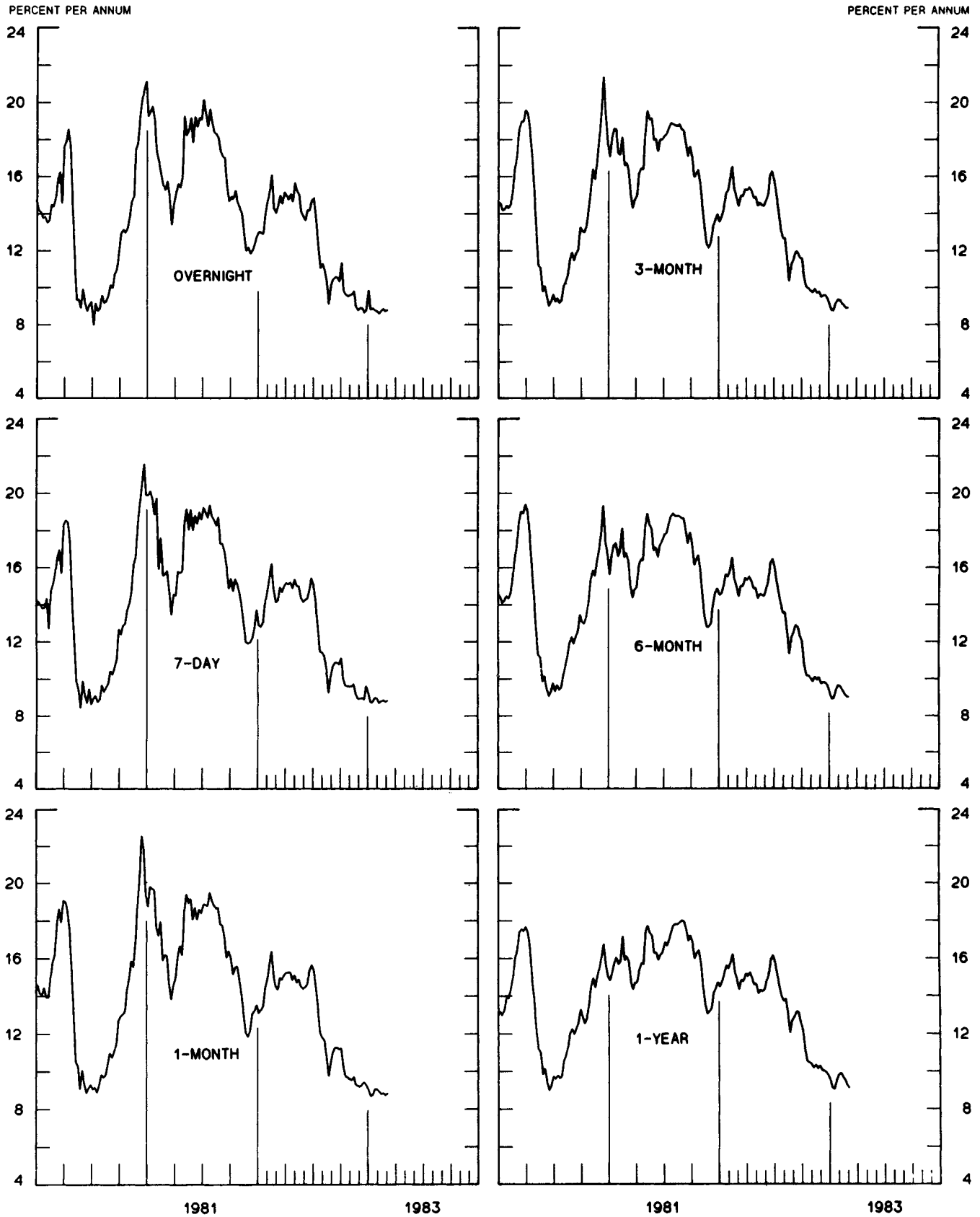
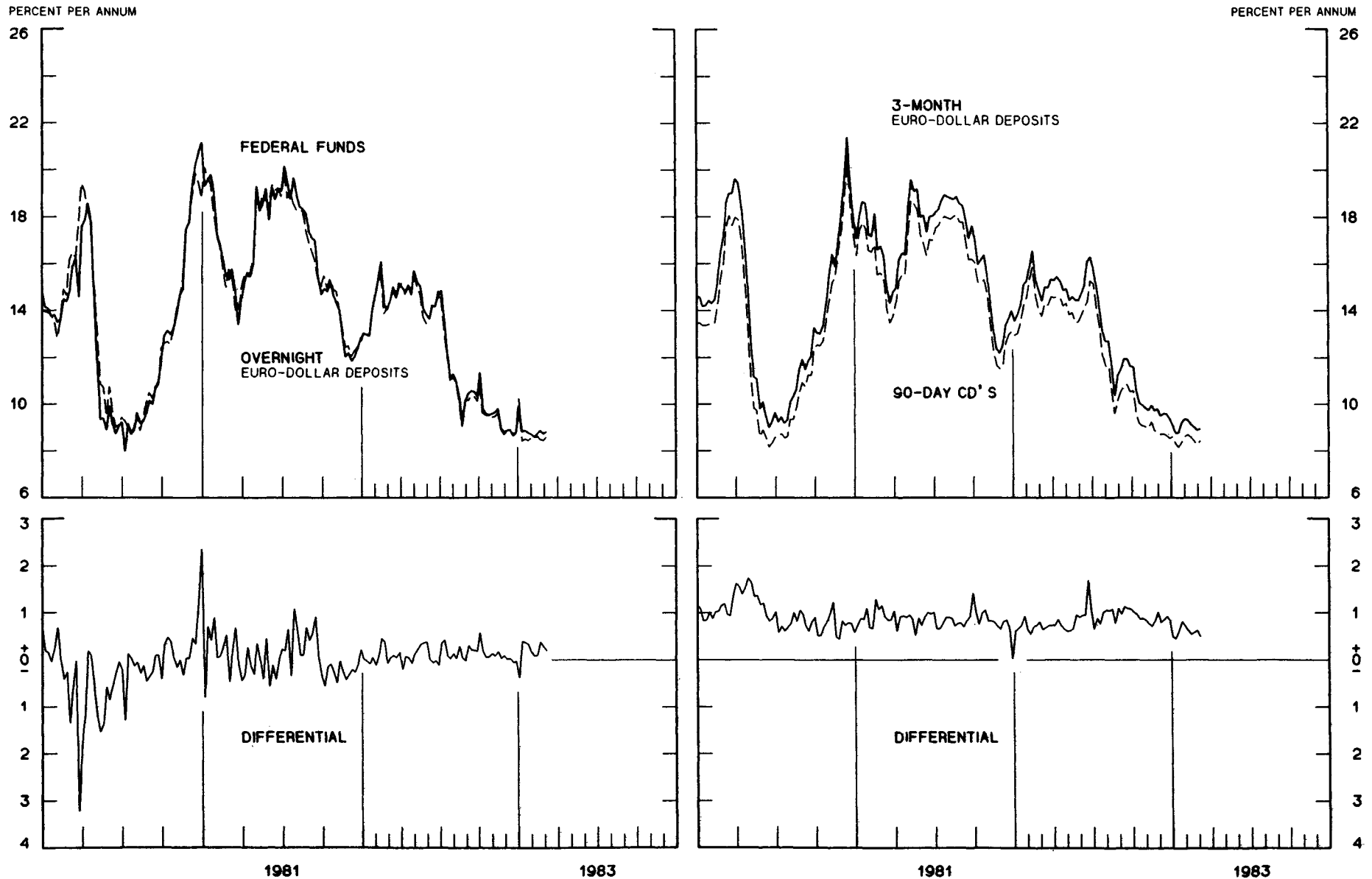




CHART 7  
**SELECTED EURO-DOLLAR AND U. S. MONEY MARKET RATES**

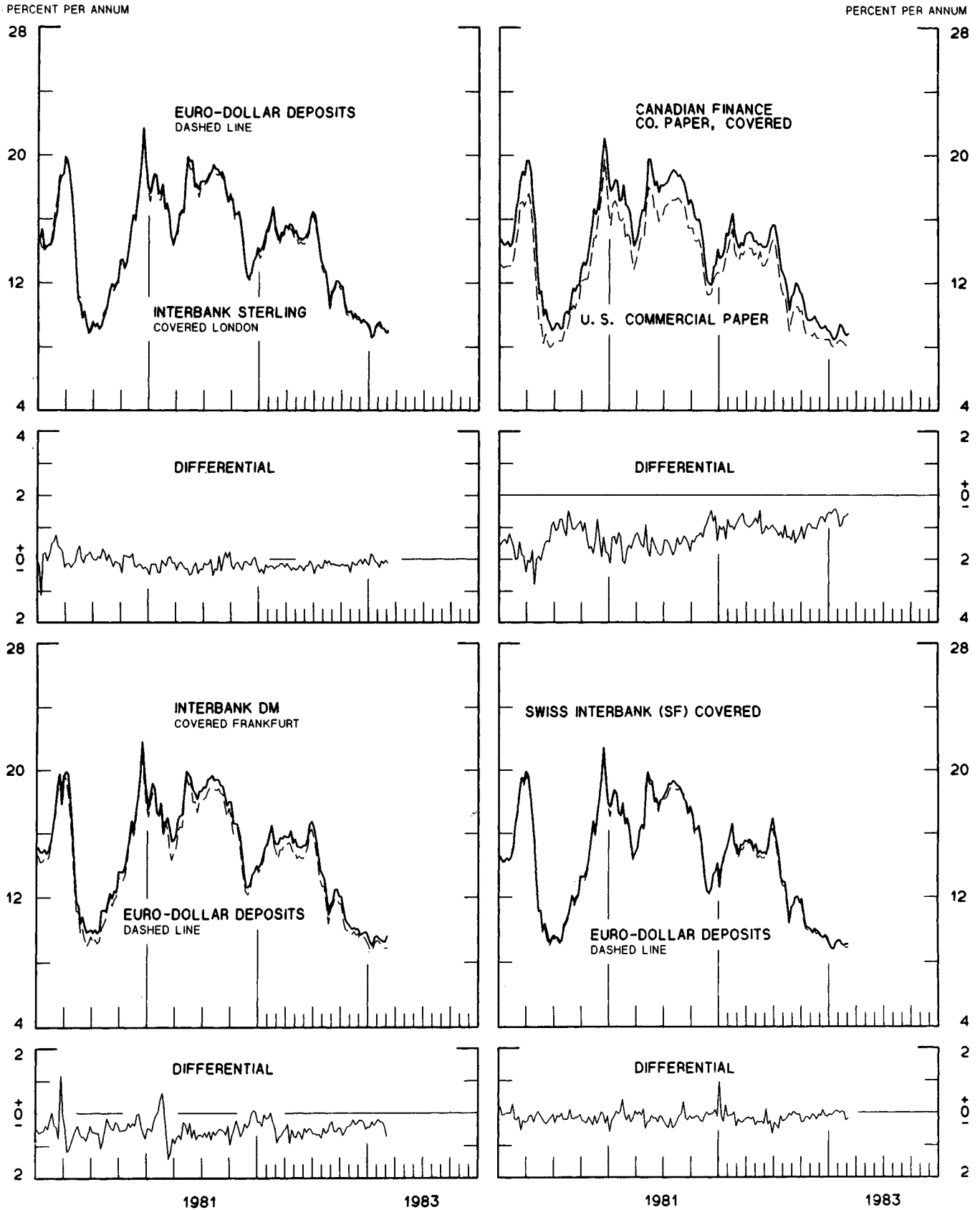
DIFFERENTIAL: PLUS(+), FAVORS BORROWING IN U. S.  
 AVERAGES FOR WEEK ENDING WEDNESDAY



1 PERCENT ON DIFFERENTIAL SCALE = 2 PERCENT ON RATE SCALE

# INTEREST ARBITRAGE: 3-MONTH FUNDS

DIFFERENTIAL: PLUS(+), INDICATES FAVOR DOLLAR ASSETS  
AVERAGES FOR WEEK ENDING WEDNESDAY



1 PERCENT ON DIFFERENTIAL SCALE = 2 PERCENT ON RATE SCALE

CHART 9  
**LONG-TERM GOVERNMENT BOND YIELDS**  
 WEEKLY SERIES

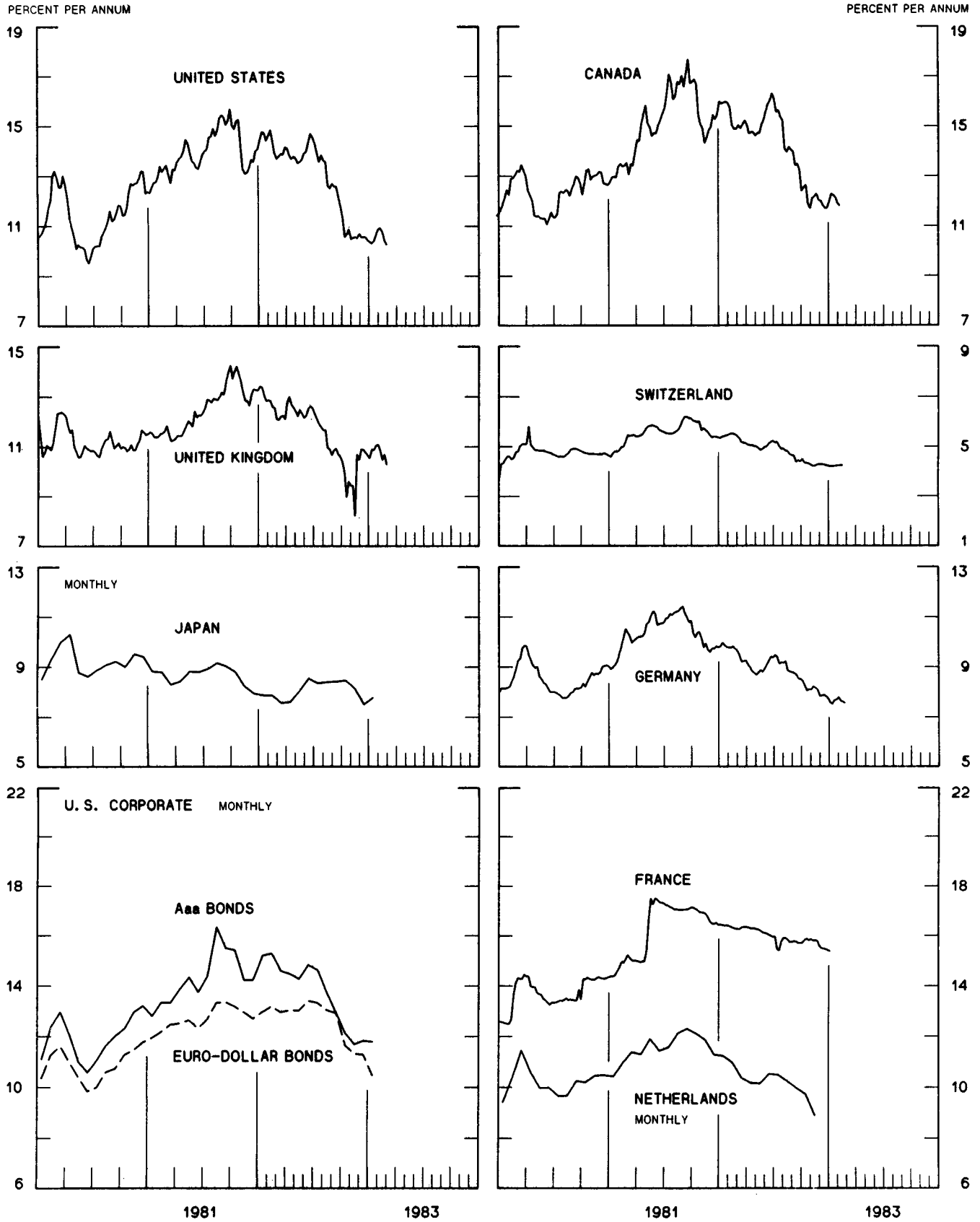
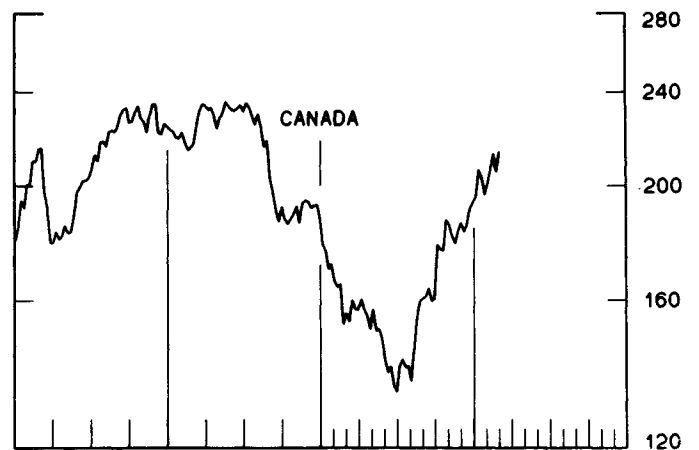
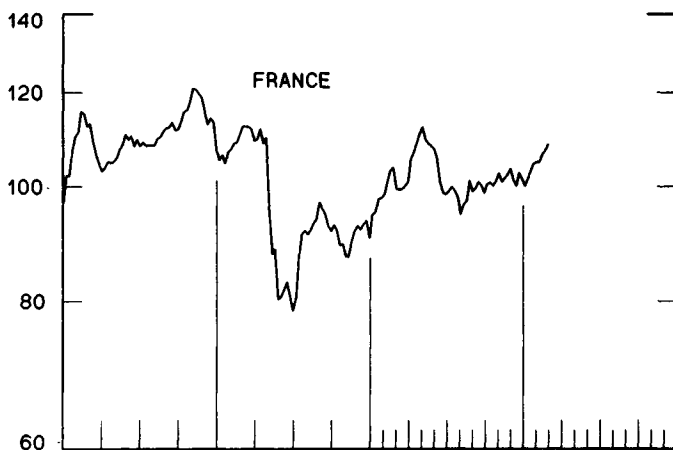
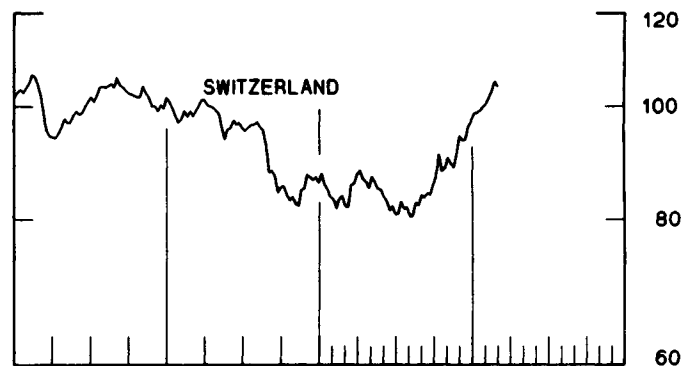
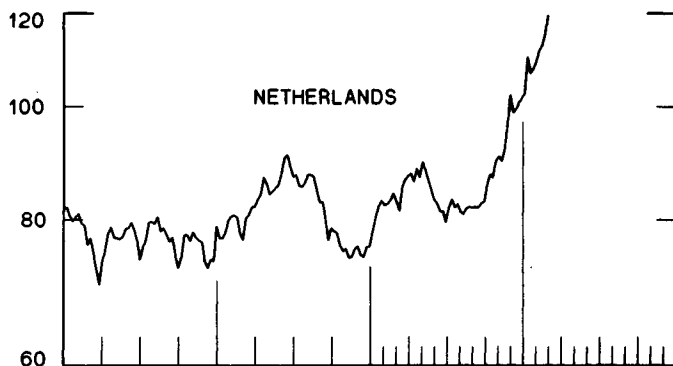
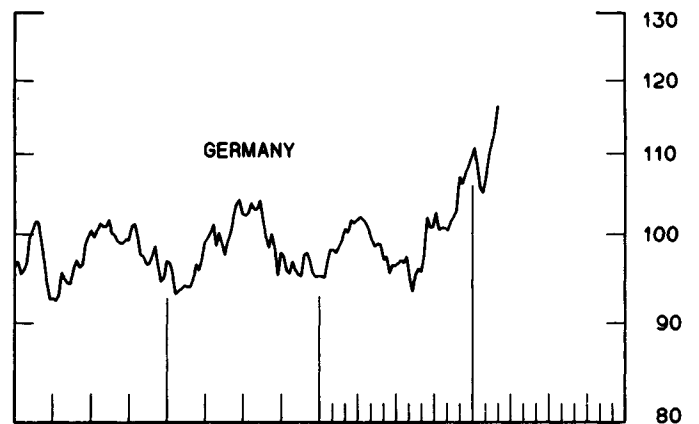
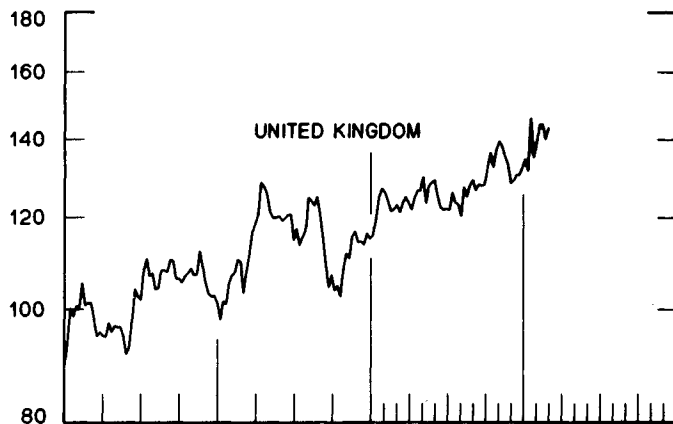
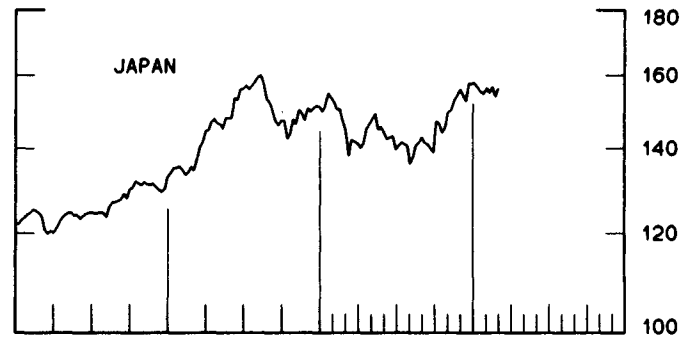
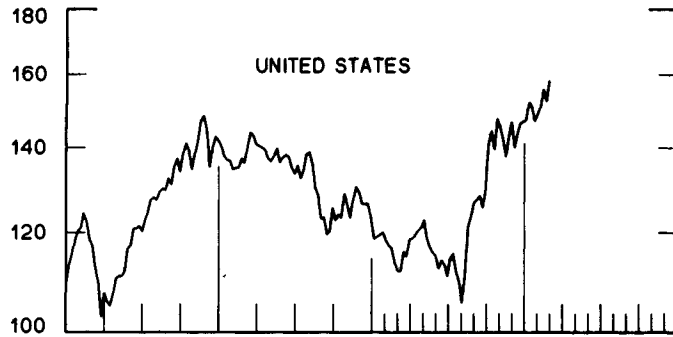


CHART 10  
**INDUSTRIAL STOCK INDICES**  
 WEEKLY SERIES

RATIO SCALE  
 1969=100

RATIO SCALE  
 1969=100



1981

1983

1981

1983

SERIES NAME

LAST VALUE PLOTTED  
DATE VALUE

CHART 1. SPOT EXCHANGE RATES AND INDICES

WEEKLY AVERAGES, NOON BUYING RATES (U.S. CENTS)

GERMAN MARK	MARCH	9	41.57
JAPANESE YEN	MARCH	9	0.42220
DUTCH GUILDER	MARCH	9	37.55
U.K. POUND	MARCH	9	150.85
CANADIAN DOLLAR	MARCH	9	81.68
FRENCH FRANC	MARCH	9	14.62
SWISS FRANC	MARCH	9	48.70
BELGIAN FRANC	MARCH	9	2.10603
ITALIAN LIRA	MARCH	9	0.07070

INDICES, MARCH 1973 BASE RATES = 100

GERMAN MARK	MARCH	9	116.94
JAPANESE YEN	MARCH	9	110.55
DUTCH GUILDER	MARCH	9	107.81
U.K. POUND	MARCH	9	61.01
CANADIAN DOLLAR	MARCH	9	81.41
FRENCH FRANC	MARCH	9	65.90
SWISS FRANC	MARCH	9	156.68
BELGIAN FRANC	MARCH	9	82.99
ITALIAN LIRA	MARCH	9	40.16

WEIGHTED AVERAGE EXCHANGE VALUE INDICES, MAR 1973 = 100  
(G-10 COUNTRIES PLUS SWITZERLAND)

U.S. DOLLAR	MARCH	9	119.68
GERMAN MARK	MARCH	9	142.23
JAPANESE YEN	MARCH	9	131.55
DUTCH GUILDER	MARCH	9	125.79
U.K. POUND	MARCH	9	67.83
CANADIAN DOLLAR	MARCH	9	93.41
FRENCH FRANC	MARCH	9	73.45
SWISS FRANC	MARCH	9	183.99
BELGIAN FRANC	MARCH	9	95.08
ITALIAN LIRA	MARCH	9	44.00
SWEDISH KRONA	MARCH	9	67.64

CHART 2. 3-MONTH FORWARD EXCHANGE RATES, PREMIUM OR DISCOUNT

CANADIAN DOLLAR	MARCH	9	-0.50
U.K. POUND	MARCH	9	-2.09
GERMAN MARK	MARCH	9	4.08
FRENCH FRANC	MARCH	9	-22.86
SWISS FRANC	MARCH	9	5.82
DUTCH GUILDER	MARCH	9	4.52
JAPANESE YEN	MARCH	9	2.32
ITALIAN LIRA	MARCH	9	-14.64

SERIES NAME

LAST VALUE PLOTTED  
DATE VALUE

CHART 3. GOLD PRICE IN LONDON, AFTERNOON FIXING

U.S. DOLLARS PER FINE OUNCE	MARCH 9	421.25
-----------------------------	---------	--------

CHART 4. CALL MONEY RATES

U.S. FEDERAL FUNDS	MARCH 9	8.59
OVERNIGHT EURO-DOLLAR DEPOSITS	MARCH 9	8.77
U.K. 2-DAY LOCAL AUTHORITY DEPOSITS	MARCH 4	11.13
CANADA	FEB. 25	10.86
GERMANY	MARCH 4	5.85
EURO-DM	MARCH 4	5.45
JAPAN	MARCH 4	6.88
FRANCE	MARCH 4	12.88
NETHERLANDS	JAN. 1	10.30
EURO-SWISS FRANC	MARCH 4	10.67

CHART 5. 3-MONTH INTEREST RATES

U.S. 90-DAY CD'S, SECONDARY MARKET	MARCH 9	8.42
GERMAN INTERBANK LOAN	MARCH 9	5.50
JAPANESE BANK LOANS & DISCOUNTS	MARCH 9	6.81
CANADIAN FINANCE PAPER	MARCH 9	9.35
INTERBANK STERLING	MARCH 9	11.19
SWISS INTERBANK LOAN	MARCH 9	3.22
WEIGHTED AVERAGE FOREIGN INTEREST RATE (G-10 COUNTRIES PLUS SWITZERLAND)	MARCH 9	8.52

CHART 6. EURO-DOLLAR DEPOSIT RATES: LONDON

OVERNIGHT	MARCH 9	8.77
7-DAY	MARCH 9	8.81
1-MONTH	MARCH 9	8.86
3-MONTH	MARCH 9	8.91
6-MONTH	MARCH 9	9.00
1-YEAR	MARCH 9	9.13

CHART 7. SELECTED EURO-DOLLAR AND U.S. MONEY MARKET RATES

OVERNIGHT EURO-DOLLAR DEPOSITS	MARCH 9	8.77
U.S. FEDERAL FUNDS	MARCH 9	8.59
DIFFERENTIAL ADJ. FOR RESERVE REQUIREMENTS	MARCH 9	0.19
3-MONTH EURO-DOLLAR DEPOSIT RATE	MARCH 9	8.91
U.S. 90-DAY CD'S, SECONDARY MARKET	MARCH 9	8.42
DIFFERENTIAL	MARCH 9	0.49

SERIES NAME

LAST VALUE PLOTTED  
DATE VALUE

CHART 8. INTEREST ARBITRAGE, 3-MONTH FUNDS

EURO-DOLLAR DEPOSIT	MARCH 9	8.91
INTERBANK STERLING (LONDON), COVERED	MARCH 9	9.04
DIFFERENTIAL	MARCH 9	-0.13
U.S. COMMERCIAL PAPER	MARCH 9	8.27
CANADIAN FINANCE PAPER, COVERED	MARCH 9	8.83
DIFFERENTIAL	MARCH 9	-0.56
EURO-DOLLAR DEPOSIT	MARCH 9	8.91
INTERBANK DM (FRANKFURT), COVERED	MARCH 9	9.64
DIFFERENTIAL	MARCH 9	-0.72
EURO-DOLLAR DEPOSIT	MARCH 9	8.91
SWISS INTERBANK, COVERED	MARCH 9	9.09
DIFFERENTIAL	MARCH 9	-0.18

CHART 9. LONG TERM GOVERNMENT BOND YIELDS

UNITED STATES	MARCH 4	10.25
GERMANY	FEB. 25	7.56
JAPAN (MONTHLY)	JAN.	7.77
SWITZERLAND	FEB. 18	4.24
CANADA	FEB. 25	11.80
FRANCE	JAN. 7	15.37
NETHERLANDS	JAN. 1	11.12
UNITED KINGDOM	MARCH 4	10.27

U.S. CORPORATE

AAA BONDS	JAN.	11.79
EURO-DOLLAR BONDS	JAN.	10.46

CHART 10. STOCK INDICES

UNITED STATES	MARCH 2	158.09
UNITED KINGDOM	MARCH 2	143.26
CANADA	MARCH 2	213.64
GERMANY	MARCH 2	116.35
SWITZERLAND	MARCH 2	103.98
NETHERLANDS	MARCH 2	119.51
FRANCE	MARCH 2	108.57
JAPAN	MARCH 2	156.02