

# Selected Interest & Exchange Rates

## Weekly Series of Charts

March 7, 1983

Prepared by the  
FINANCIAL MARKETS  
SECTION

DIVISION OF  
INTERNATIONAL FINANCE

BOARD OF GOVERNORS  
FEDERAL RESERVE SYSTEM  
Washington, D.C. 20551

---

# Table of Contents

## **TABLES**

- 1. LATEST FIGURES PLOTTED**
- 2. DAILY CERTIFIED SPOT EXCHANGE RATES--  
H.10 RELEASE**

## **CHARTS**

- 1. SPOT EXCHANGE RATE INDICES**
- 2. 3-MONTH FORWARD EXCHANGE RATES**
- 3. GOLD PRICE--LONDON**
- 4. CALL MONEY RATES**
- 5. 3-MONTH INTEREST RATES**
- 6. EURO-DOLLAR DEPOSIT RATES**
- 7. SELECTED EURO-DOLLAR AND  
U.S. MONEY MARKET RATES**
- 8. INTEREST ARBITRAGE: 3-MONTH FUNDS**
- 9. LONG-TERM GOVERNMENT BOND YIELDS**
- 10. INDUSTRIAL STOCK INDICES**

## **SUBSCRIPTION RATES:**

Weekly \$15.00 per year or \$.40 each in the United States, its possessions, Canada, and Mexico; 10 or more of the same issue to one address, \$13.50 per year or \$.35 each. Elsewhere, \$20.00 per year or \$.50 each. Address requests to Publications Services, Division of Administrative Services, and make payment remittance payable to the order of the Board of Governors of the Federal Reserve System in a form collectible at par in U.S. Currency.



CHART 1

# SPOT EXCHANGE INDICES

DOLLAR PRICES OF FOREIGN CURRENCIES AND WEIGHTED AVERAGE VALUES (THIN LINE)  
AVERAGES FOR WEEK ENDING WEDNESDAY

RATIO SCALE  
MARCH 1973=100

RATIO SCALE  
MARCH 1973=100

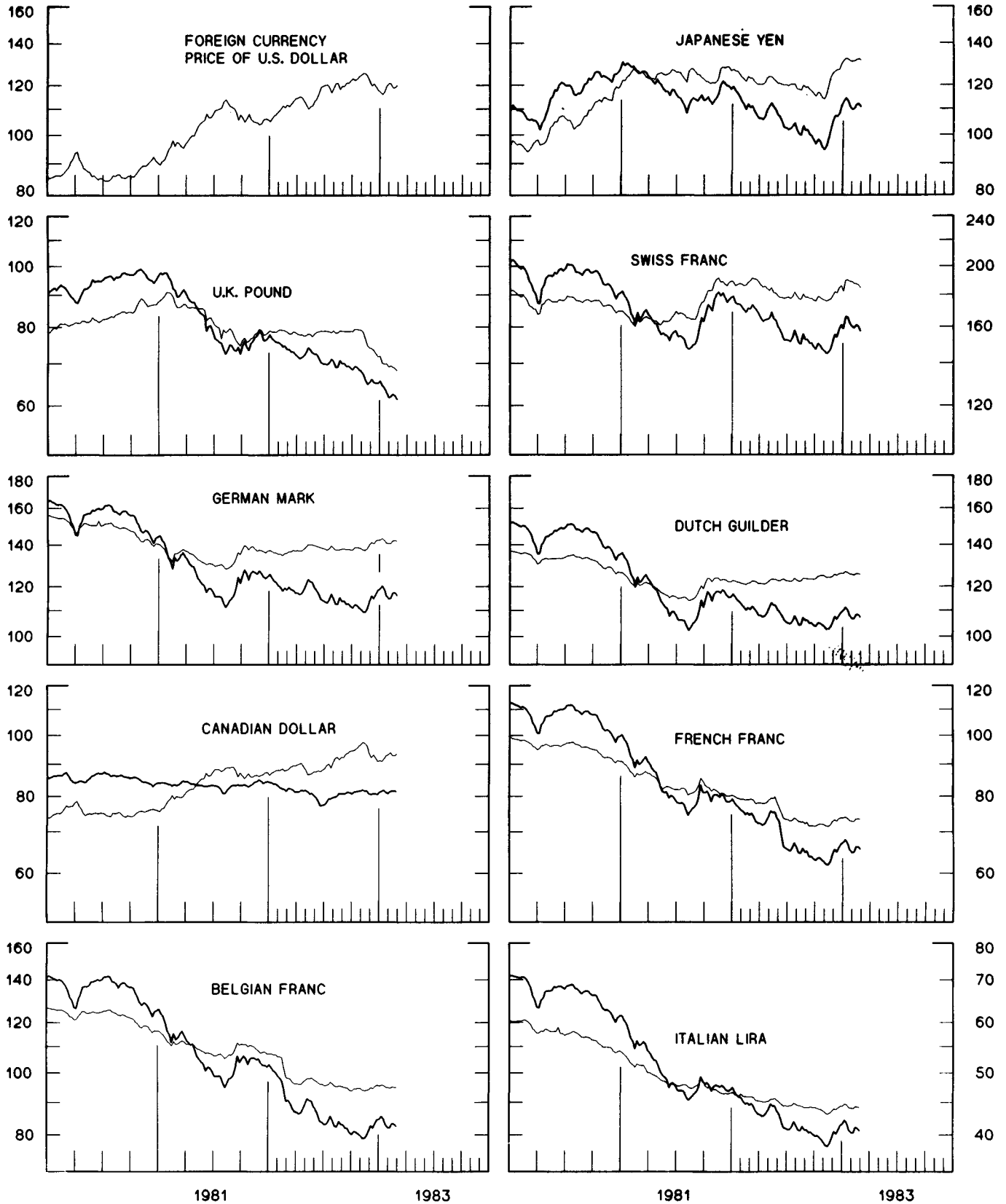


CHART 2  
**3-MONTH FORWARD EXCHANGE RATES**

PREMIUM (+) OR (-)  
 AVERAGES FOR WEEK ENDING WEDNESDAY

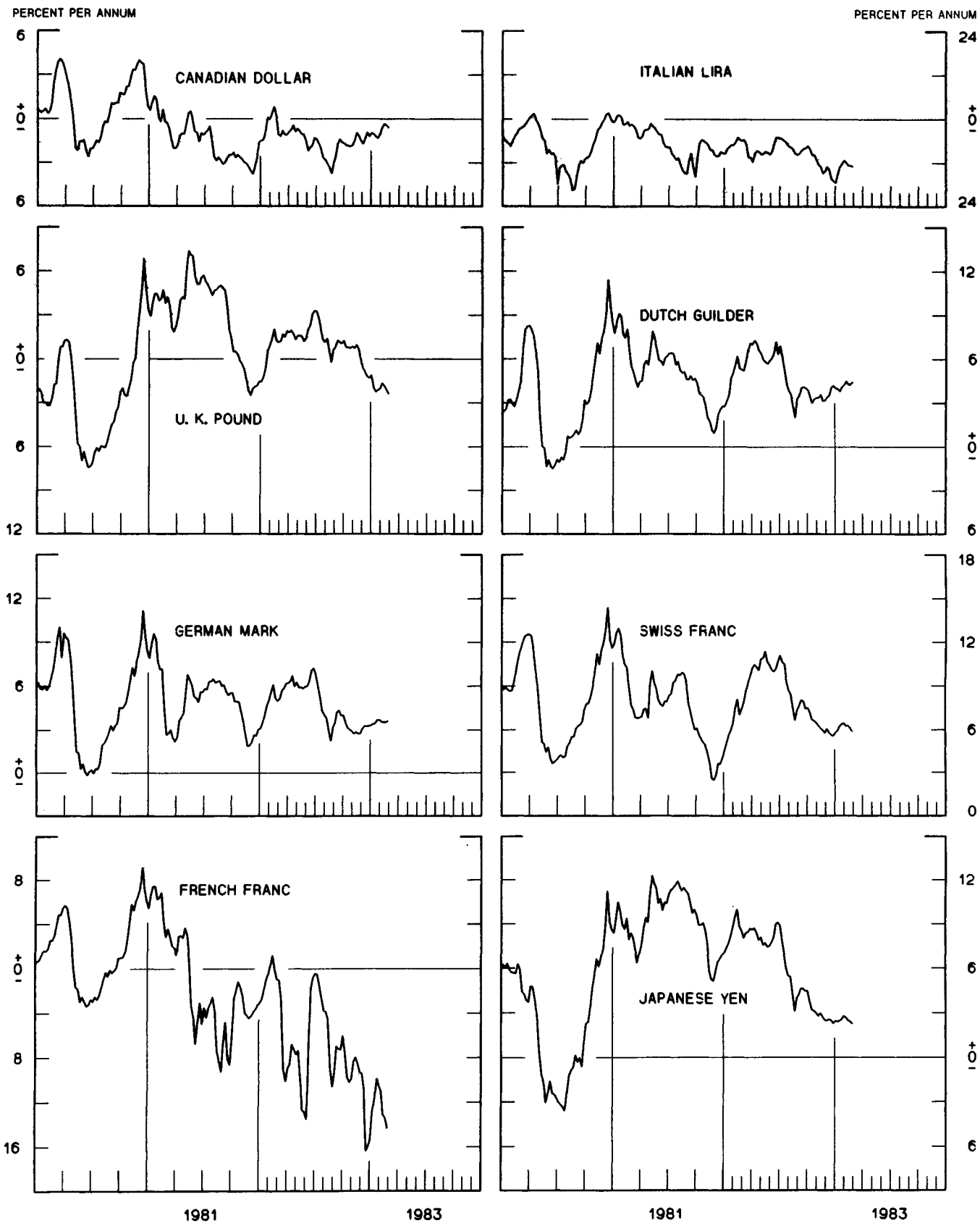


CHART 3  
PRICE OF GOLD IN LONDON  
AVERAGES FOR WEEK ENDING WEDNESDAY



CHART 4  
**CALL MONEY RATES**  
 WEEKLY SERIES

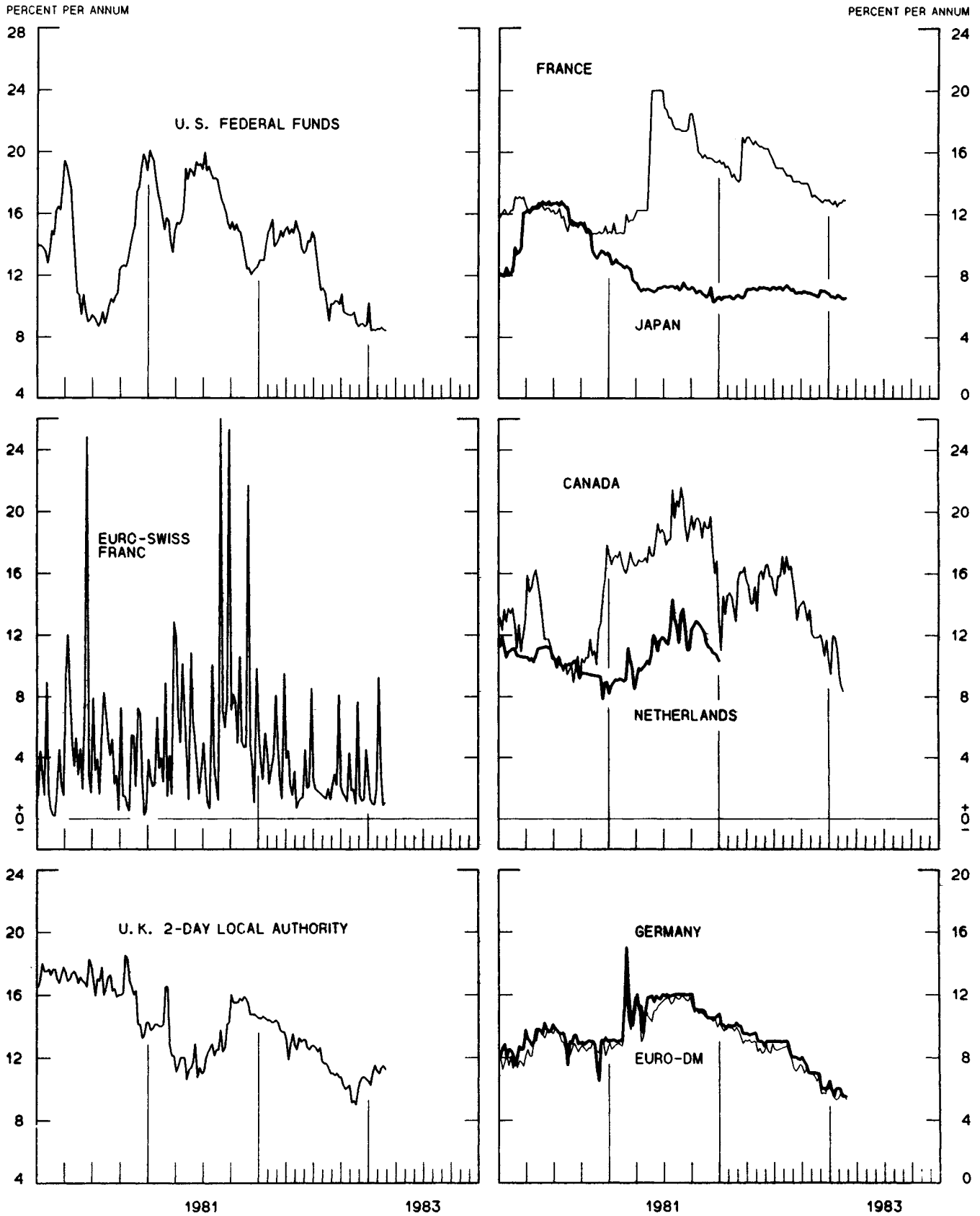


CHART 5  
**3-MONTH INTEREST RATES**  
 WEEKLY SERIES

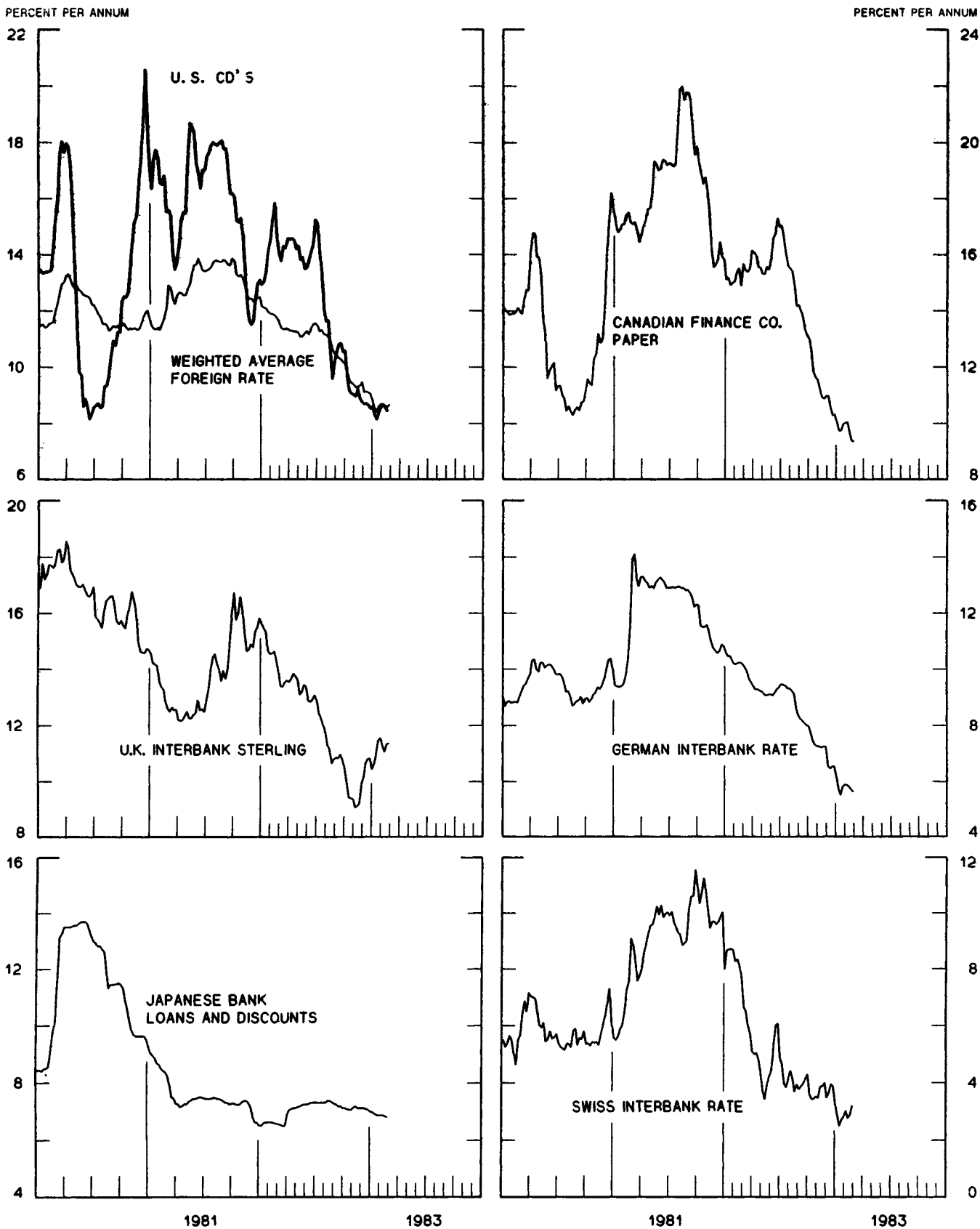


CHART 6  
 EURO-DOLLAR DEPOSIT RATES LONDON  
 AVERAGES FOR WEEK ENDING WEDNESDAY

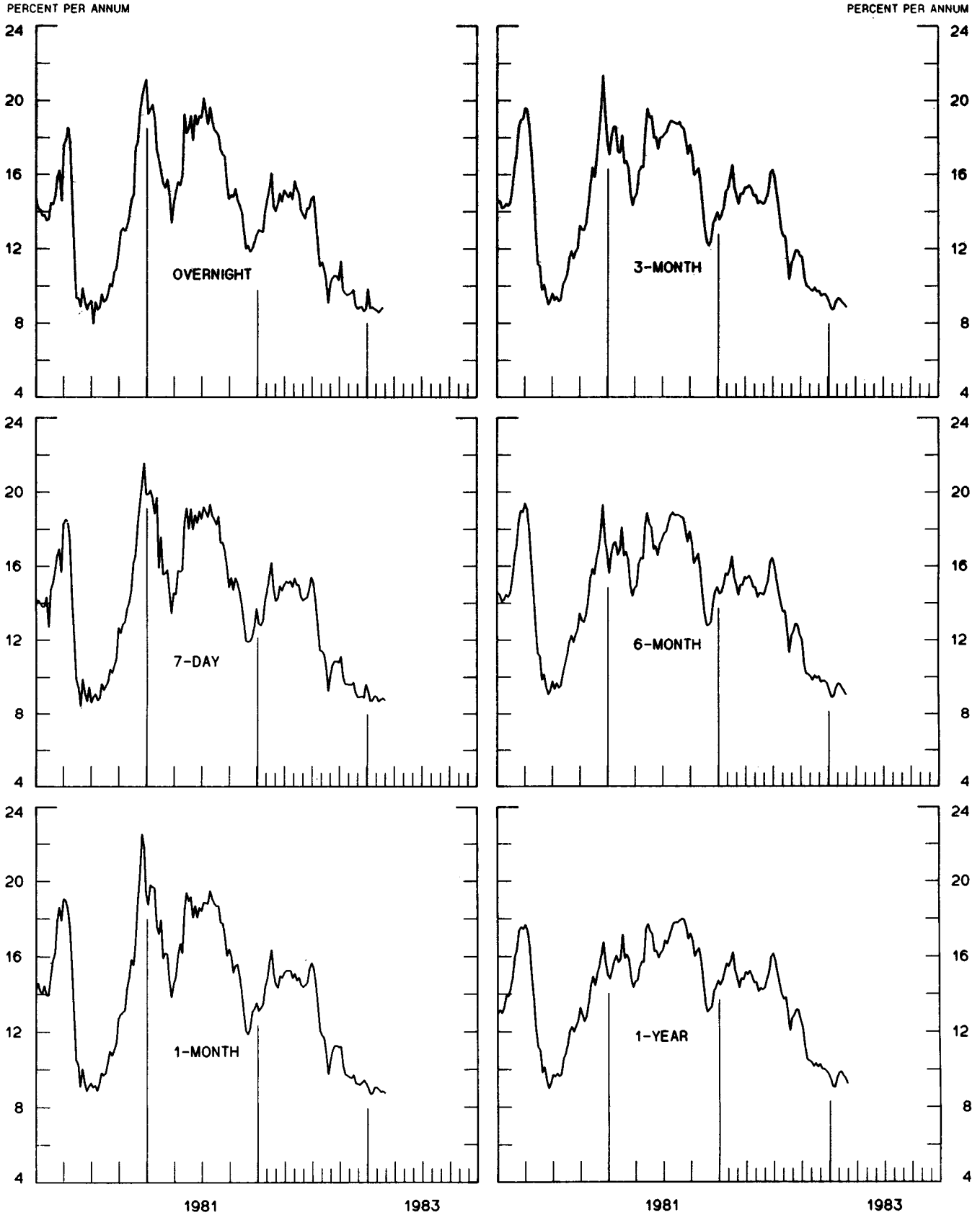
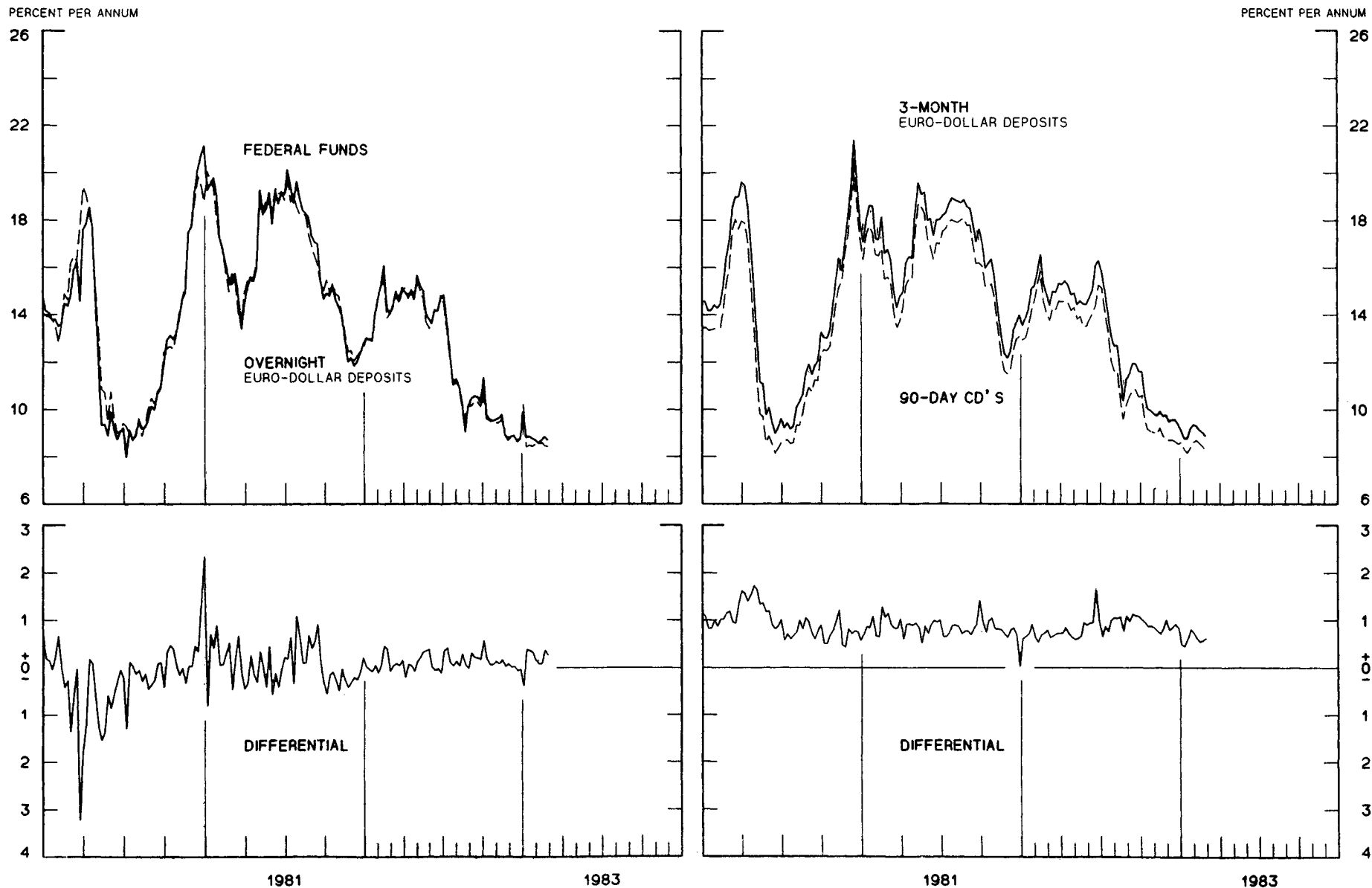




CHART 7  
**SELECTED EURO-DOLLAR AND U. S. MONEY MARKET RATES**

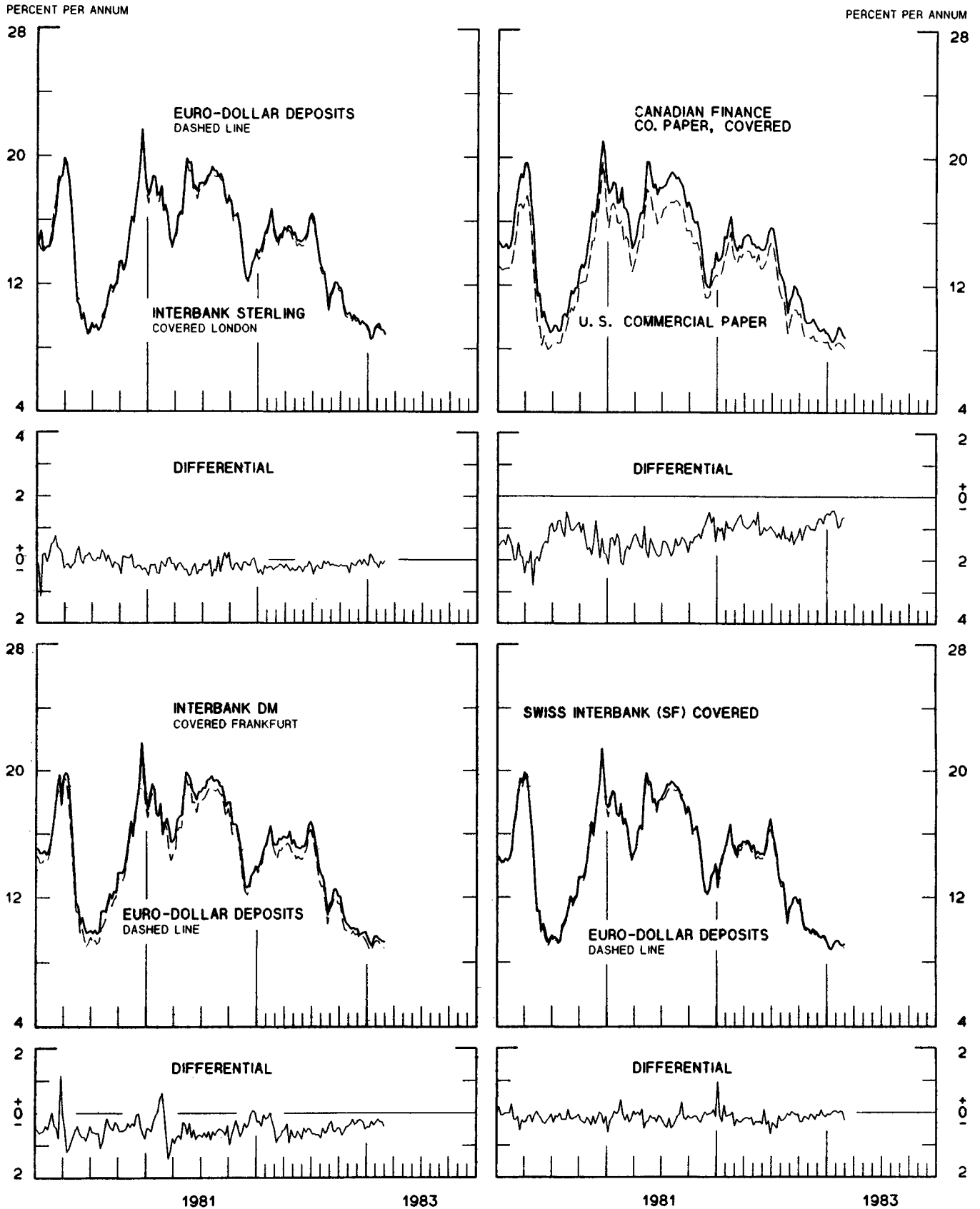
DIFFERENTIAL: PLUS(+), FAVORS BORROWING IN U. S.  
 AVERAGES FOR WEEK ENDING WEDNESDAY



1 PERCENT ON DIFFERENTIAL SCALE = 2 PERCENT ON RATE SCALE

# INTEREST ARBITRAGE: 3-MONTH FUNDS

DIFFERENTIAL: PLUS(+), INDICATES FAVOR DOLLAR ASSETS  
AVERAGES FOR WEEK ENDING WEDNESDAY



1 PERCENT ON DIFFERENTIAL SCALE = 2 PERCENT ON RATE SCALE

CHART 9  
**LONG-TERM GOVERNMENT BOND YIELDS**  
 WEEKLY SERIES

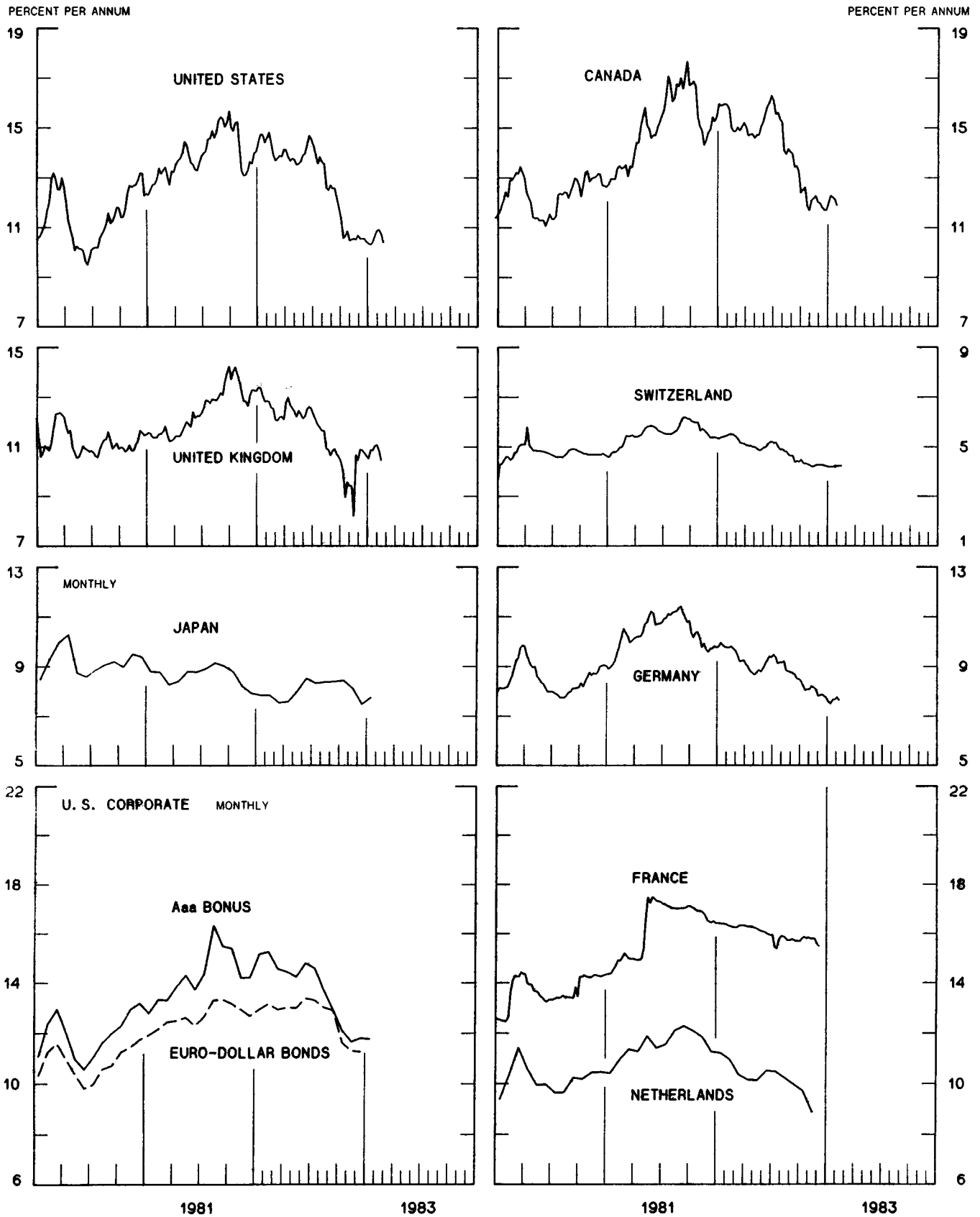
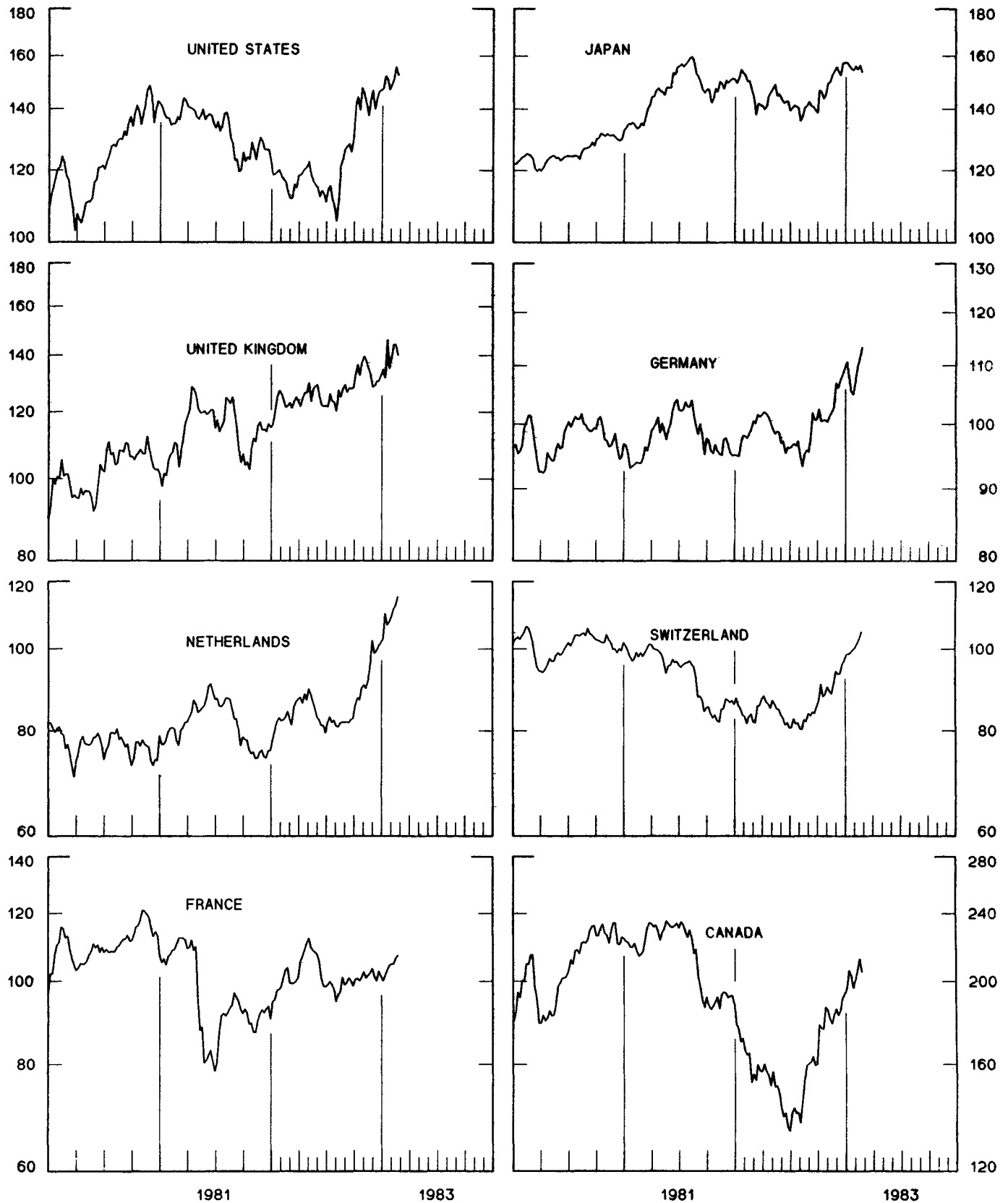


CHART 10  
**INDUSTRIAL STOCK INDICES**  
 WEEKLY SERIES

RATIO SCALE  
 1969=100

RATIO SCALE  
 1969=100



SERIES NAME

LAST VALUE PLOTTED  
DATE VALUE

CHART 1. SPOT EXCHANGE RATES AND INDICES

WEEKLY AVERAGES, NOON BUYING RATES (U.S. CENTS)

GERMAN MARK	MARCH 2	41.22 <sup>4</sup>
JAPANESE YEN	MARCH 2	0.42254
DUTCH GUILDER	MARCH 2	37.27
U.K. POUND	MARCH 2	151.51
CANADIAN DOLLAR	MARCH 2	81.45
FRENCH FRANC	MARCH 2	14.53
SWISS FRANC	MARCH 2	48.83
BELGIAN FRANC	MARCH 2	2.09271
ITALIAN LIRA	MARCH 2	0.07131

INDICES, MARCH 1973 BASE RATES = 100

GERMAN MARK	MARCH 2	115.95
JAPANESE YEN	MARCH 2	110.63
DUTCH GUILDER	MARCH 2	107.01
U.K. POUND	MARCH 2	61.28
CANADIAN DOLLAR	MARCH 2	81.18
FRENCH FRANC	MARCH 2	65.49
SWISS FRANC	MARCH 2	157.08
BELGIAN FRANC	MARCH 2	82.46
ITALIAN LIRA	MARCH 2	40.51

WEIGHTED AVERAGE EXCHANGE VALUE INDICES, MAR 1973 = 100  
(G-10 COUNTRIES PLUS SWITZERLAND)

U.S. DOLLAR	MARCH 2	120.01
GERMAN MARK	MARCH 2	141.72
JAPANESE YEN	MARCH 2	131.51
DUTCH GUILDER	MARCH 2	125.35
U.K. POUND	MARCH 2	68.24
CANADIAN DOLLAR	MARCH 2	93.24
FRENCH FRANC	MARCH 2	73.21
SWISS FRANC	MARCH 2	184.46
BELGIAN FRANC	MARCH 2	94.94
ITALIAN LIRA	MARCH 2	44.12
SWEDISH KRONA	MARCH 2	67.63

CHART 2. 3-MONTH FORWARD EXCHANGE RATES, PREMIUM OR DISCOUNT

CANADIAN DOLLAR	MARCH 2	-0.62
U.K. POUND	MARCH 2	-2.39
GERMAN MARK	MARCH 2	3.60
FRENCH FRANC	MARCH 2	-14.31
SWISS FRANC	MARCH 2	5.86
DUTCH GUILDER	MARCH 2	4.41
JAPANESE YEN	MARCH 2	2.24
ITALIAN LIRA	MARCH 2	-13.03

SERIES NAME	LAST VALUE PLOTTED	
	DATE	VALUE
<b>CHART 3. GOLD PRICE IN LONDON, AFTERNOON FIXING</b>		
U.S. DOLLARS PER FINE OUNCE	MARCH 2	438.45
<b>CHART 4. CALL MONEY RATES</b>		
U.S. FEDERAL FUNDS	MARCH 2	8.44
OVERNIGHT EURO-DOLLAR DEPOSITS	MARCH 2	8.71
U.K. 2-DAY LOCAL AUTHORITY DEPOSITS	FEB. 25	11.25
CANADA	FEB. 18	8.34
GERMANY	FEB. 25	5.50
EURO-DM	FEB. 25	5.30
JAPAN	FEB. 25	6.56
FRANCE	FEB. 25	12.88
NETHERLANDS	JAN. 1	10.30
EURO-SWISS FRANC	FEB. 25	1.05
<b>CHART 5. 3-MONTH INTEREST RATES</b>		
U.S. 90-DAY CD'S, SECONDARY MARKET	MARCH 2	8.26
GERMAN INTERBANK LOAN	MARCH 2	5.63
JAPANESE BANK LOANS & DISCOUNTS	MARCH 2	6.81
CANADIAN FINANCE PAPER	MARCH 2	9.37
INTERBANK STERLING	MARCH 2	11.36
SWISS INTERBANK LOAN	MARCH 2	3.20
WEIGHTED AVERAGE FOREIGN INTEREST RATE (G-10 COUNTRIES PLUS SWITZERLAND)	MARCH 2	8.64
<b>CHART 6. EURO-DOLLAR DEPOSIT RATES: LONDON</b>		
OVERNIGHT	MARCH 2	8.71
7-DAY	MARCH 2	8.76
1-MONTH	MARCH 2	8.76
3-MONTH	MARCH 2	8.88
6-MONTH	MARCH 2	9.04
1-YEAR	MARCH 2	9.25
<b>CHART 7. SELECTED EURO-DOLLAR AND U.S. MONEY MARKET RATES</b>		
OVERNIGHT EURO-DOLLAR DEPOSITS	MARCH 2	8.71
U.S. FEDERAL FUNDS	MARCH 2	8.44
DIFFERENTIAL ADJ. FOR RESERVE REQUIREMENTS	MARCH 2	0.27
3-MONTH EURO-DOLLAR DEPOSIT RATE	MARCH 2	8.88
U.S. 90-DAY CD'S, SECONDARY MARKET	MARCH 2	8.26
DIFFERENTIAL	MARCH 2	0.62

SERIES NAME

LAST VALUE PLOTTED  
DATE VALUE

CHART 8. INTEREST ARBITRAGE, 3-MONTH FUNDS

EURO-DOLLAR DEPOSIT	MARCH 2	8.88
INTERBANK STERLING (LONDON), COVERED	MARCH 2	8.90
DIFFERENTIAL	MARCH 2	-0.03
U.S. COMMERCIAL PAPER	MARCH 2	8.09
CANADIAN FINANCE PAPER, COVERED	MARCH 2	8.74
DIFFERENTIAL	MARCH 2	-0.65
EURO-DOLLAR DEPOSIT	MARCH 2	8.88
INTERBANK DM (FRANKFURT), COVERED	MARCH 2	9.28
DIFFERENTIAL	MARCH 2	-0.41
EURO-DOLLAR DEPOSIT	MARCH 2	8.88
SWISS INTERBANK, COVERED	MARCH 2	9.11
DIFFERENTIAL	MARCH 2	-0.23

CHART 9. LONG TERM GOVERNMENT BOND YIELDS

UNITED STATES	FEB. 25	10.40
GERMANY	FEB. 11	7.65
JAPAN (MONTHLY)	JAN.	7.77
SWITZERLAND	FEB. 18	4.24
CANADA	FEB. 18	11.89
FRANCE	DEC. 10	15.49
NETHERLANDS	JAN. 1	11.12
UNITED KINGDOM	FEB. 18	10.46

U.S. CORPORATE

AAA BONDS	JAN.	11.79
EURO-DOLLAR BONDS	DEC.	11.28

CHART 10. STOCK INDICES

UNITED STATES	FEB. 23	152.41
UNITED KINGDOM	FEB. 23	140.09
CANADA	FEB. 23	205.31
GERMANY	FEB. 23	113.43
SWITZERLAND	FEB. 23	104.99
NETHERLANDS	FEB. 23	115.30
FRANCE	FEB. 23	107.27
JAPAN	FEB. 23	153.75