

# Selected Interest & Exchange Rates

## Weekly Series of Charts

**February 28, 1983**

**Prepared by the  
FINANCIAL MARKETS  
SECTION**

**DIVISION OF  
INTERNATIONAL FINANCE**

**BOARD OF GOVERNORS  
FEDERAL RESERVE SYSTEM  
Washington, D.C. 20551**

---

# Table of Contents

## **TABLES**

1. LATEST FIGURES PLOTTED
2. DAILY CERTIFIED SPOT EXCHANGE RATES--  
H.10 RELEASE

## **CHARTS**

1. SPOT EXCHANGE RATE INDICES
2. 3-MONTH FORWARD EXCHANGE RATES
3. GOLD PRICE--LONDON
4. CALL MONEY RATES
5. 3-MONTH INTEREST RATES
6. EURO-DOLLAR DEPOSIT RATES
7. SELECTED EURO-DOLLAR AND  
U.S. MONEY MARKET RATES
8. INTEREST ARBITRAGE: 3-MONTH FUNDS
9. LONG-TERM GOVERNMENT BOND YIELDS
10. INDUSTRIAL STOCK INDICES

## **SUBSCRIPTION RATES:**

Weekly \$15.00 per year or \$.40 each in the United States, its possessions, Canada, and Mexico; 10 or more of the same issue to one address, \$13.50 per year or \$.35 each. Elsewhere, \$20.00 per year or \$.50 each. Address requests to Publications Services, Division of Administrative Services, and make payment remittance payable to the order of the Board of Governors of the Federal Reserve System in a form collectible at par in U.S. Currency.

CHART 1

# SPOT EXCHANGE INDICES

DOLLAR PRICES OF FOREIGN CURRENCIES AND WEIGHTED AVERAGE VALUES (THIN LINE)  
AVERAGES FOR WEEK ENDING WEDNESDAY

RATIO SCALE  
MARCH 1973=100

RATIO SCALE  
MARCH 1973=100

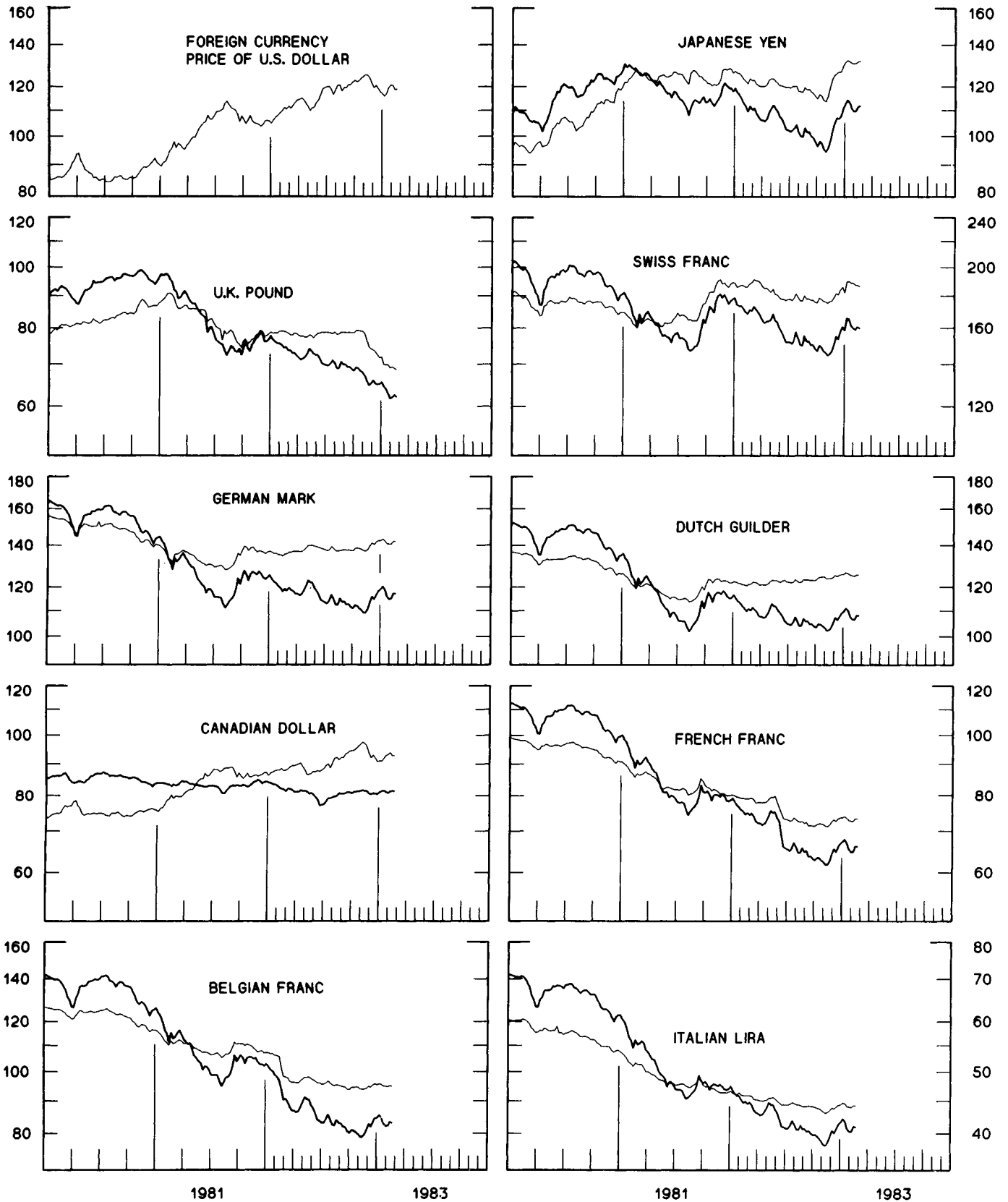


CHART 2  
**3-MONTH FORWARD EXCHANGE RATES**

PREMIUM (+) OR (-)  
 AVERAGES FOR WEEK ENDING WEDNESDAY

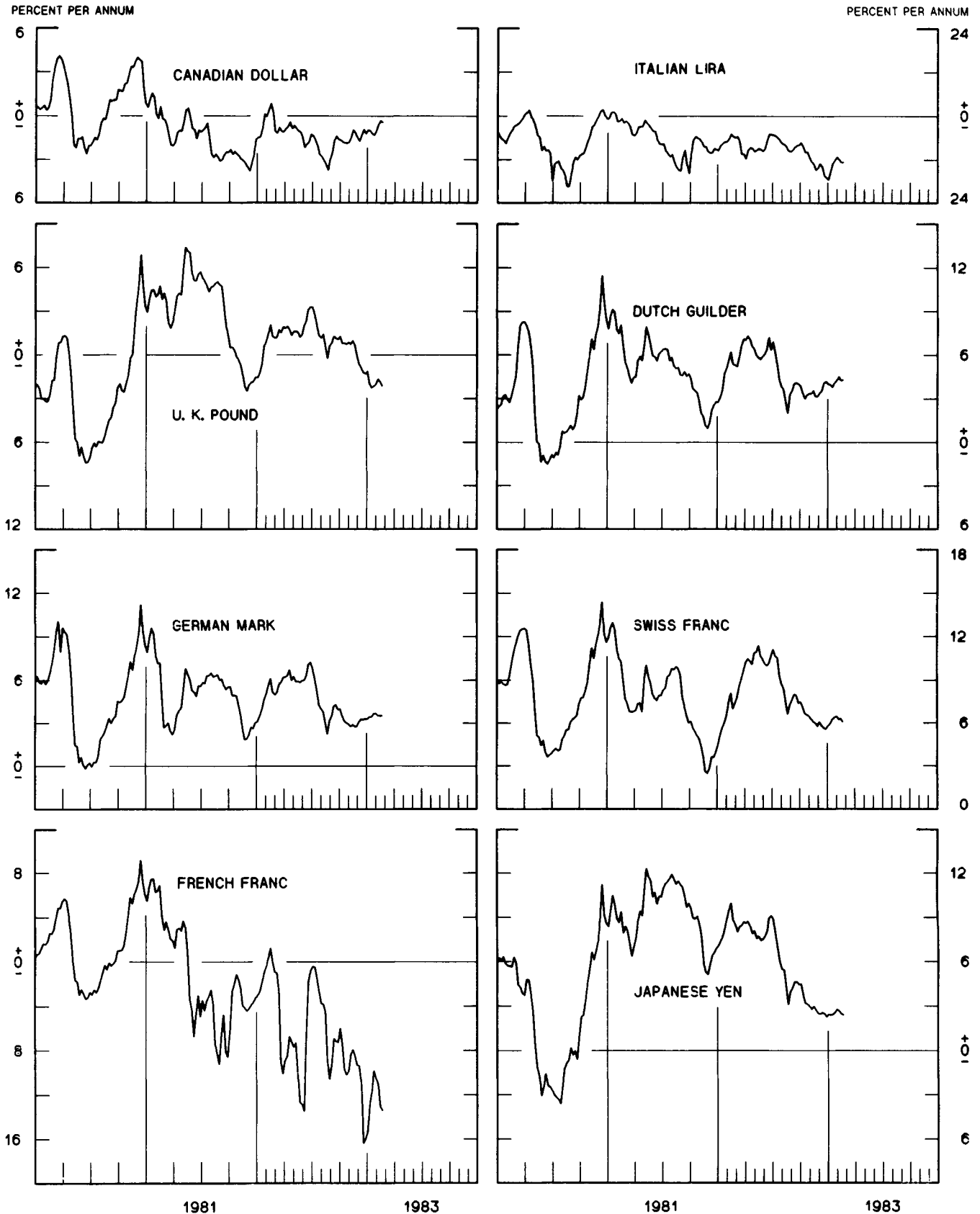




CHART 3  
**PRICE OF GOLD IN LONDON**  
AVERAGES FOR WEEK ENDING WEDNESDAY



CHART 4  
**CALL MONEY RATES**  
 WEEKLY SERIES

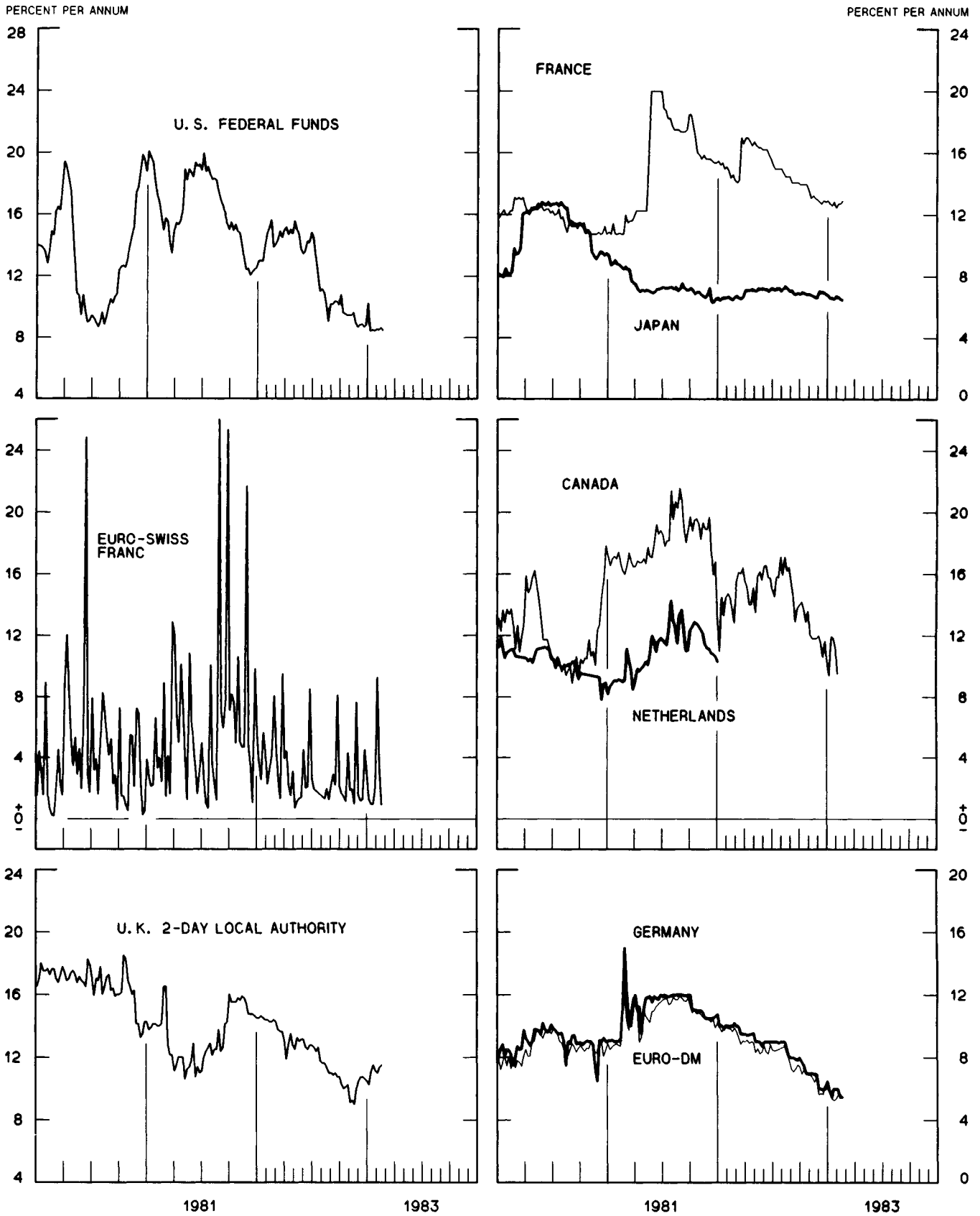


CHART 5  
**3-MONTH INTEREST RATES**  
 WEEKLY SERIES

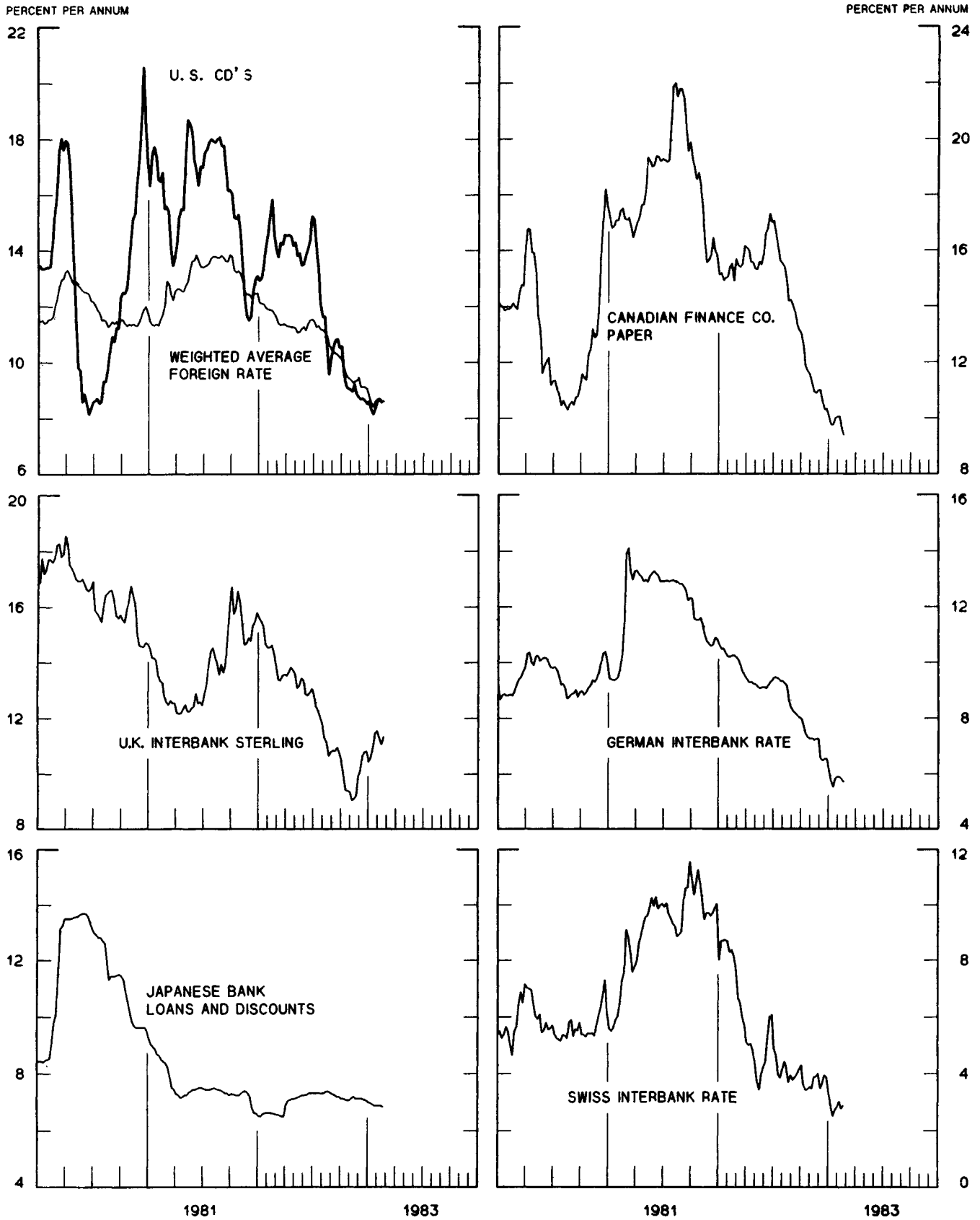


CHART 6  
EURO-DOLLAR DEPOSIT RATES LONDON  
AVERAGES FOR WEEK ENDING WEDNESDAY

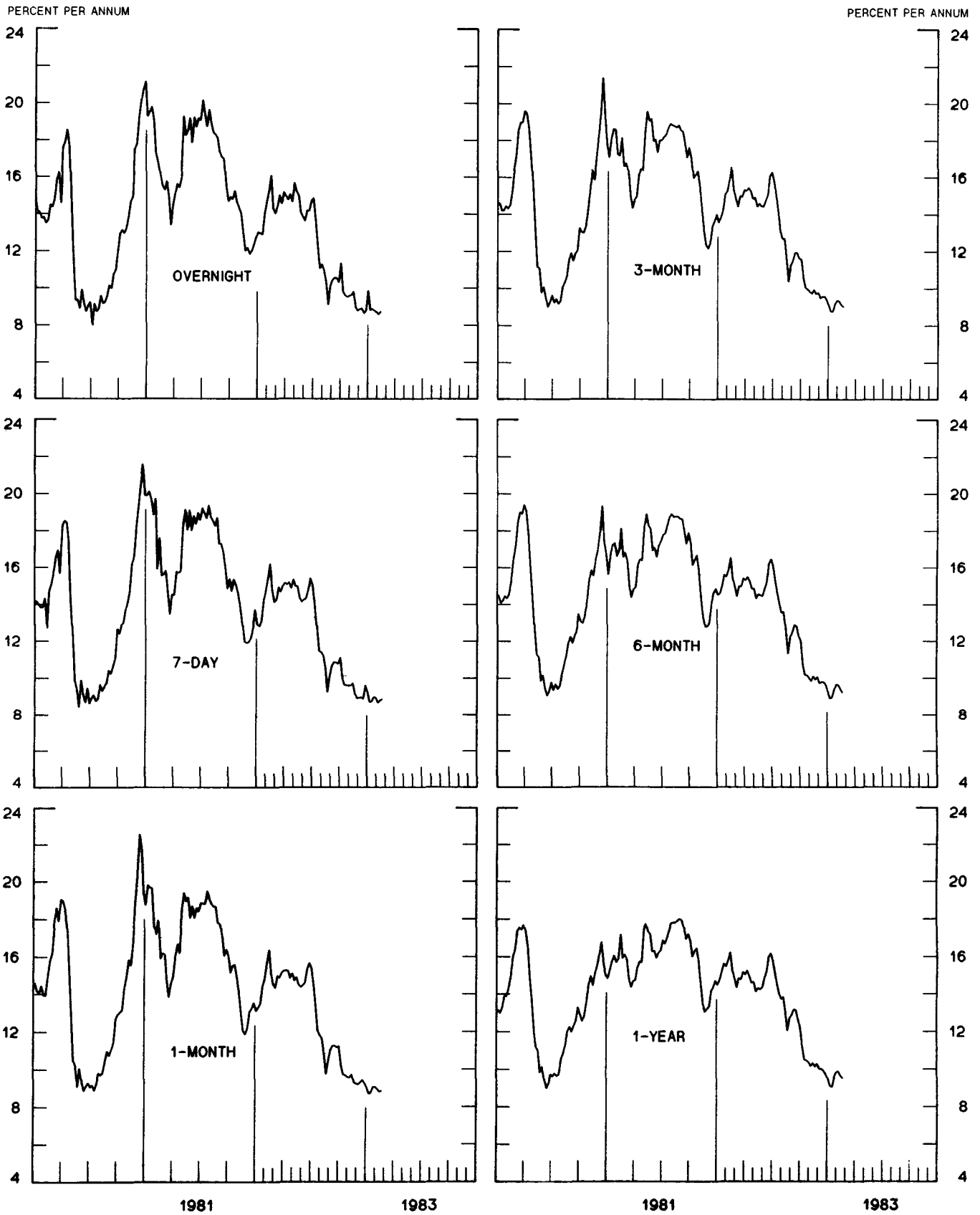
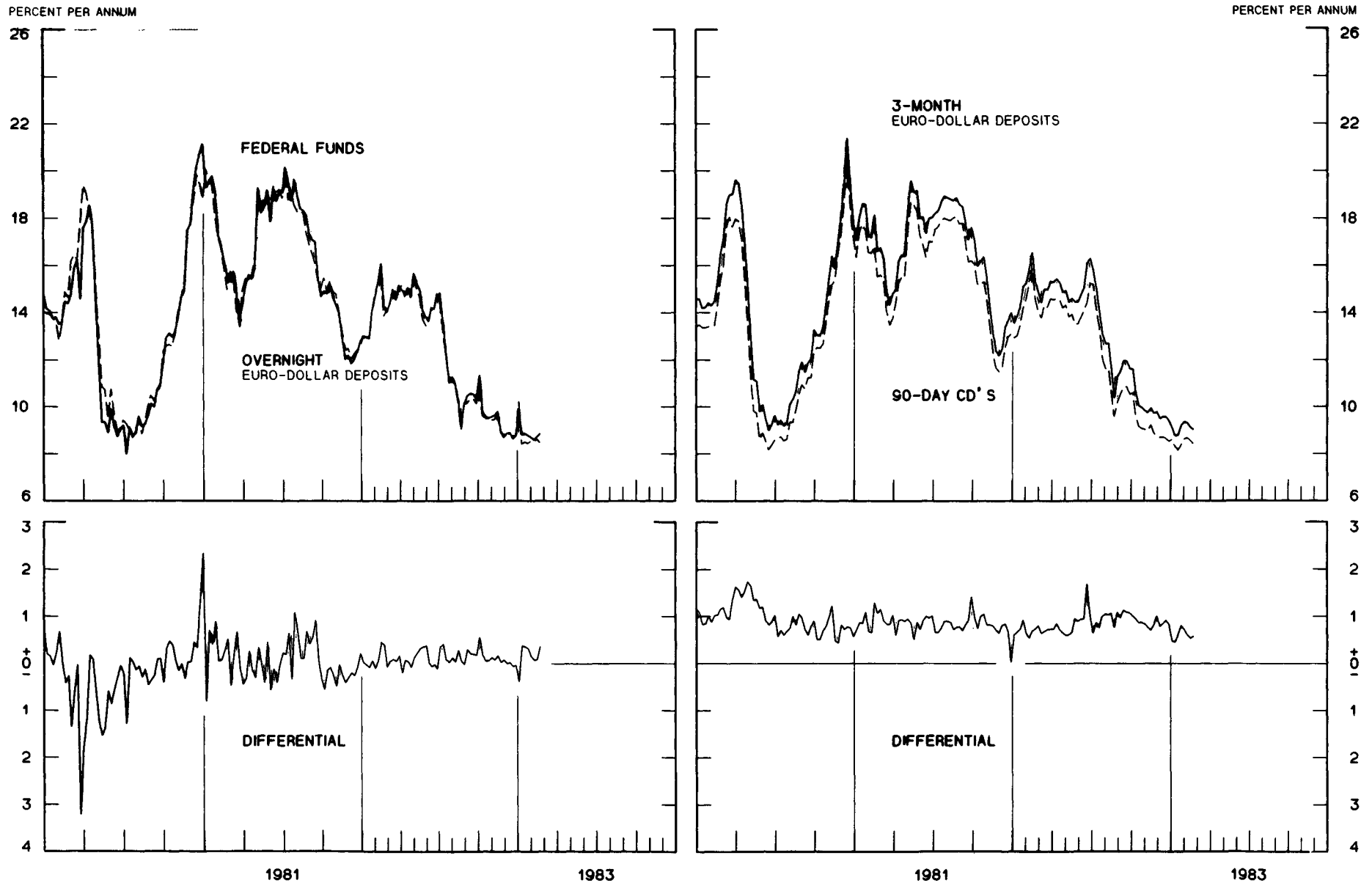




CHART 7  
**SELECTED EURO-DOLLAR AND U. S. MONEY MARKET RATES**

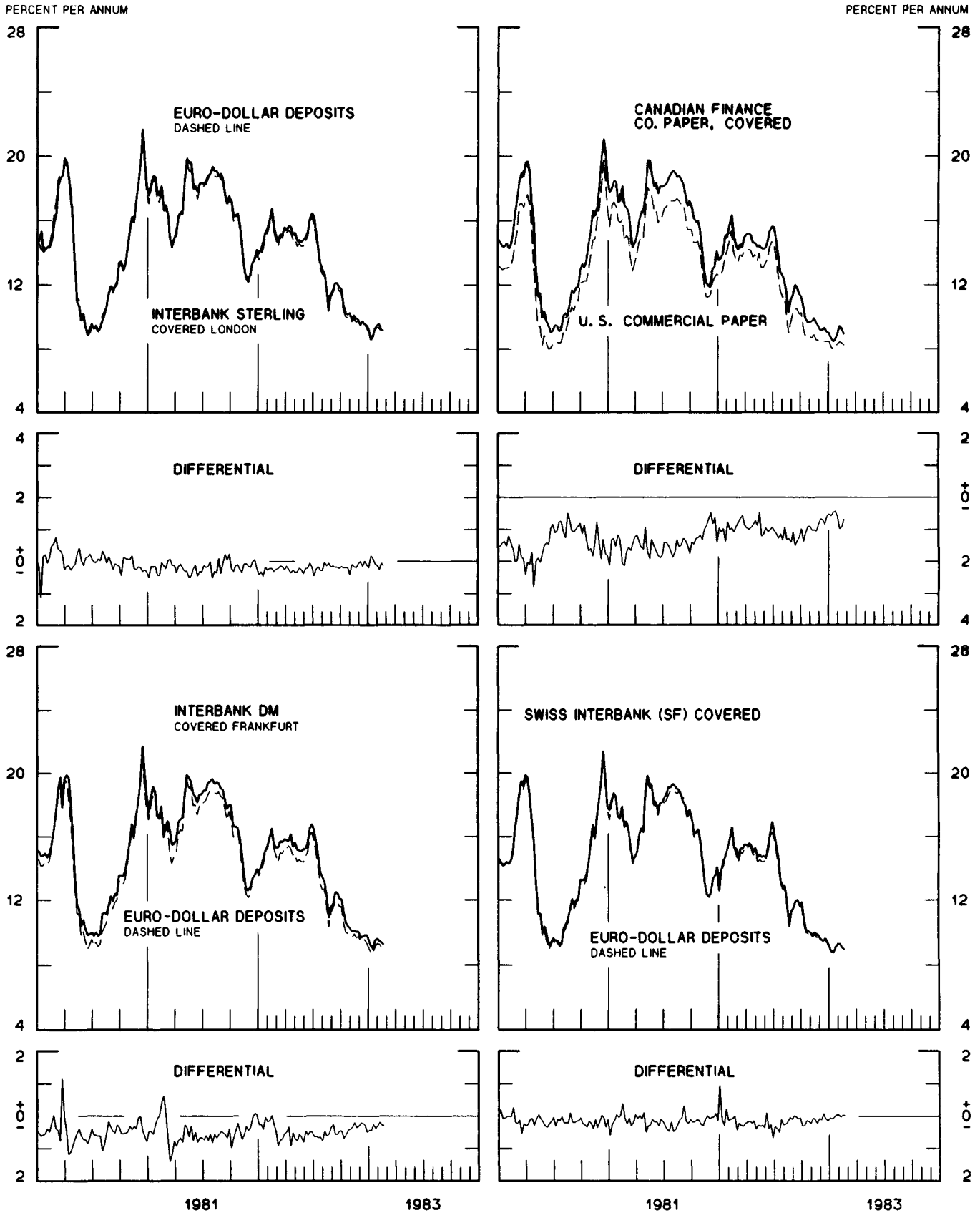
DIFFERENTIAL: PLUS(+), FAVORS BORROWING IN U. S.  
 AVERAGES FOR WEEK ENDING WEDNESDAY



1 PERCENT ON DIFFERENTIAL SCALE = 2 PERCENT ON RATE SCALE

# INTEREST ARBITRAGE: 3-MONTH FUNDS

DIFFERENTIAL: PLUS(+), INDICATES FAVOR DOLLAR ASSETS  
AVERAGES FOR WEEK ENDING WEDNESDAY



1 PERCENT ON DIFFERENTIAL SCALE = 2 PERCENT ON RATE SCALE

CHART 9  
**LONG-TERM GOVERNMENT BOND YIELDS**  
 WEEKLY SERIES

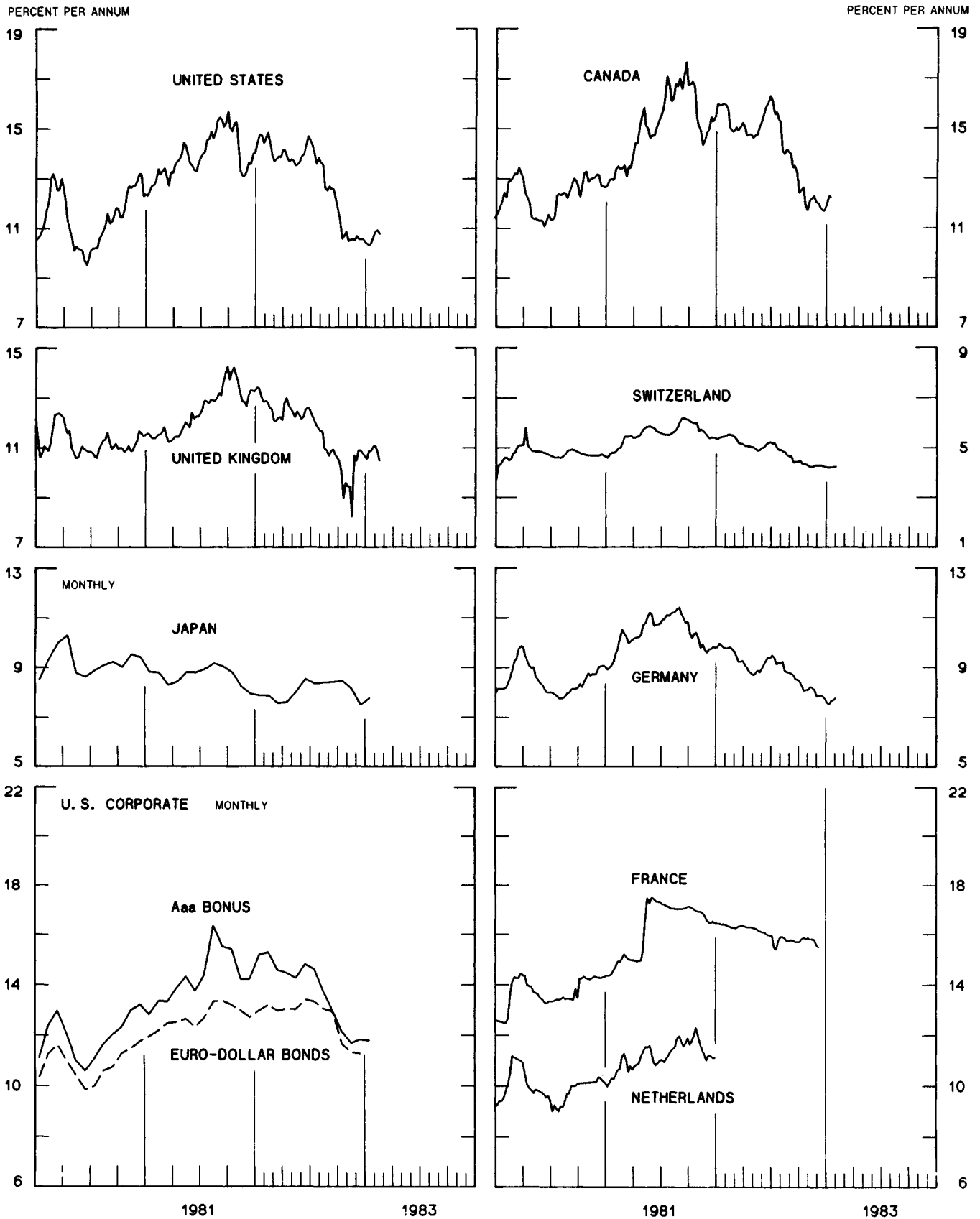
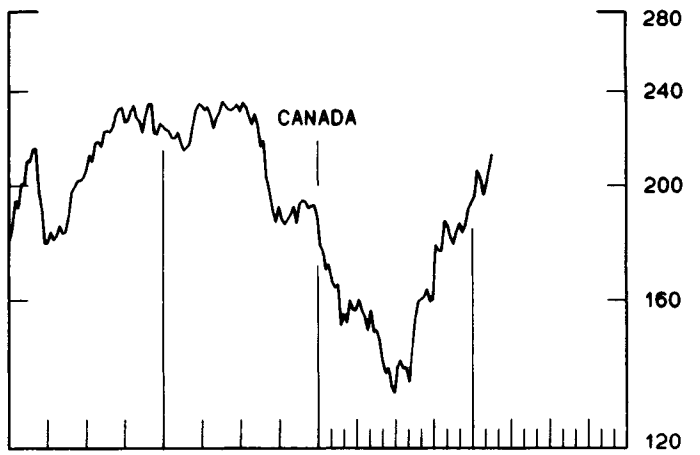
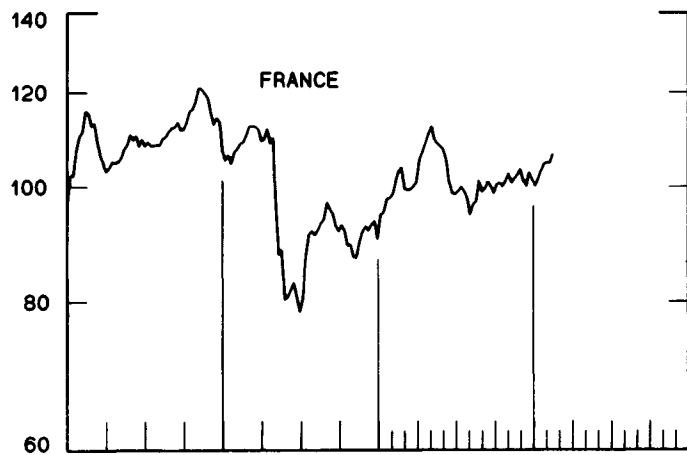
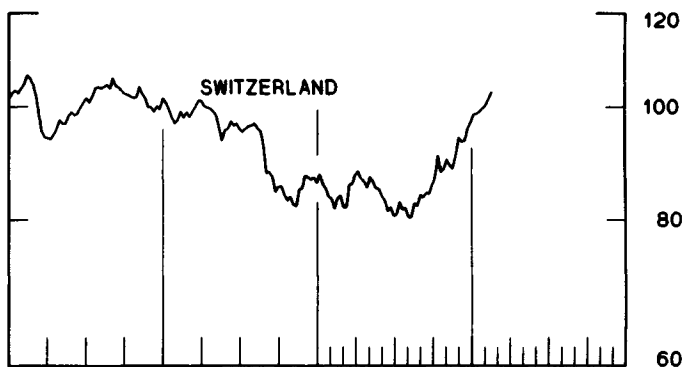
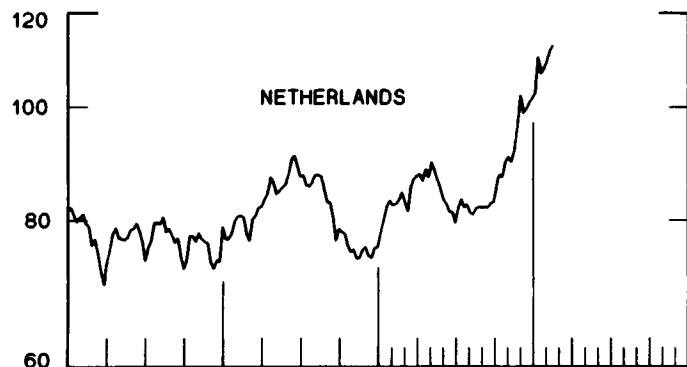
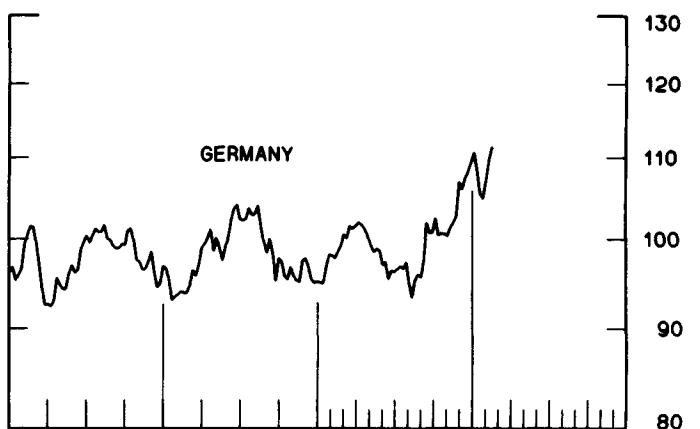
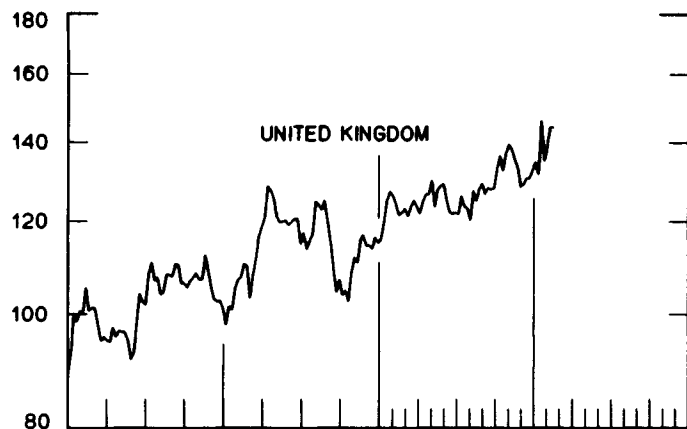
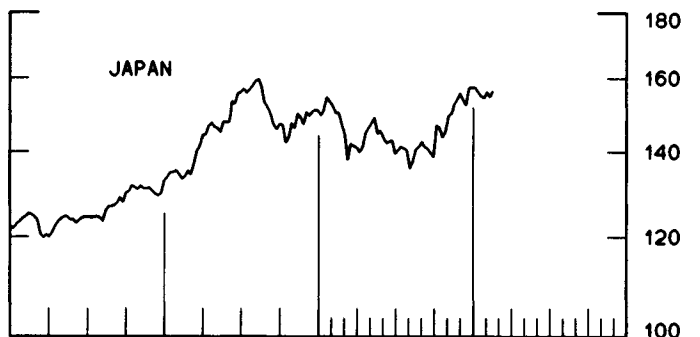
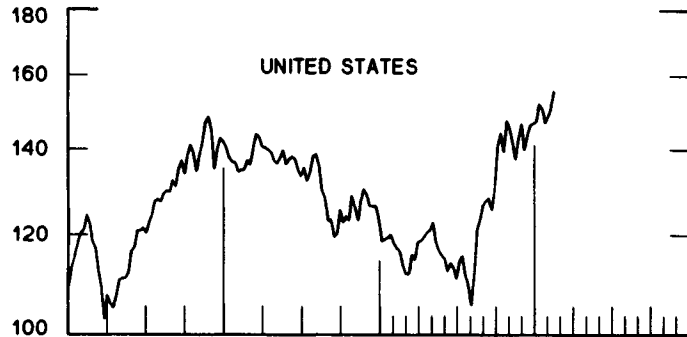


CHART 10  
**INDUSTRIAL STOCK INDICES**  
 WEEKLY SERIES

RATIO SCALE  
 1969=100

RATIO SCALE  
 1969=100



1981

1983

1981

1983

SERIES NAME

LAST VALUE PLOTTED  
DATE VALUE

CHART 1. SPOT EXCHANGE RATES AND INDICES

WEEKLY AVERAGES, NOON BUYING RATES (U.S. CENTS)

GERMAN MARK	FEB. 23	41.57
JAPANESE YEN	FEB. 23	0.42751
DUTCH GUILDER	FEB. 23	37.61
U.K. POUND	FEB. 23	153.54
CANADIAN DOLLAR	FEB. 23	81.54
FRENCH FRANC	FEB. 23	14.65
SWISS FRANC	FEB. 23	49.73
BELGIAN FRANC	FEB. 23	2.10629
ITALIAN LIRA	FEB. 23	0.07194

INDICES, MARCH 1973 BASE RATES = 100

GERMAN MARK	FEB. 23	116.95
JAPANESE YEN	FEB. 23	111.94
DUTCH GUILDER	FEB. 23	107.97
U.K. POUND	FEB. 23	62.10
CANADIAN DOLLAR	FEB. 23	81.27
FRENCH FRANC	FEB. 23	66.02
SWISS FRANC	FEB. 23	160.00
BELGIAN FRANC	FEB. 23	83.00
ITALIAN LIRA	FEB. 23	40.87

WEIGHTED AVERAGE EXCHANGE VALUE INDICES, MAR 1973 = 100  
(G-10 COUNTRIES PLUS SWITZERLAND)

U.S. DOLLAR	FEB. 23	118.93
GERMAN MARK	FEB. 23	141.97
JAPANESE YEN	FEB. 23	132.19
DUTCH GUILDER	FEB. 23	125.59
U.K. POUND	FEB. 23	68.71
CANADIAN DOLLAR	FEB. 23	92.64
FRENCH FRANC	FEB. 23	73.29
SWISS FRANC	FEB. 23	186.62
BELGIAN FRANC	FEB. 23	94.88
ITALIAN LIRA	FEB. 23	44.20
SWEDISH KRONA	FEB. 23	67.64

CHART 2. 3-MONTH FORWARD EXCHANGE RATES, PREMIUM OR DISCOUNT

CANADIAN DOLLAR	FEB. 23	-0.45
U.K. POUND	FEB. 23	-2.13
GERMAN MARK	FEB. 23	3.52
FRENCH FRANC	FEB. 23	-13.39
SWISS FRANC	FEB. 23	6.08
DUTCH GUILDER	FEB. 23	4.27
JAPANESE YEN	FEB. 23	2.38
ITALIAN LIRA	FEB. 23	-12.78

SERIES NAME	LAST VALUE PLOTTED DATE	VALUE
<b>CHART 3. GOLD PRICE IN LONDON, AFTERNOON FIXING</b>		
U.S. DOLLARS PER FINE OUNCE	FEB. 23	493.70
<b>CHART 4. CALL MONEY RATES</b>		
U.S. FEDERAL FUNDS	FEB. 23	8.47
OVERNIGHT EURO-DOLLAR DEPOSITS	FEB. 23	8.84
U.K. 2-DAY LOCAL AUTHORITY DEPOSITS	FEB. 18	11.50
CANADA	FEB. 4	9.57
GERMANY	FEB. 18	5.50
EURO-DM	FEB. 18	5.48
JAPAN	FEB. 18	6.50
FRANCE	FEB. 18	12.94
NETHERLANDS	JAN. 1	10.30
EURO-SWISS FRANC	FEB. 18	0.90
<b>CHART 5. 3-MONTH INTEREST RATES</b>		
U.S. 90-DAY CD'S, SECONDARY MARKET	FEB. 23	8.43
GERMAN INTERBANK LOAN	FEB. 23	5.71
JAPANESE BANK LOANS & DISCOUNTS	FEB. 23	6.84
CANADIAN FINANCE PAPER	FEB. 23	9.39
INTERBANK STERLING	FEB. 23	11.34
SWISS INTERBANK LOAN	FEB. 23	2.88
WEIGHTED AVERAGE FOREIGN INTEREST RATE (G-10 COUNTRIES PLUS SWITZERLAND)	FEB. 23	8.60
<b>CHART 6. EURO-DOLLAR DEPOSIT RATES: LONDON</b>		
OVERNIGHT	FEB. 23	8.84
7-DAY	FEB. 23	8.85
1-MONTH	FEB. 23	8.86
3-MONTH	FEB. 23	9.01
6-MONTH	FEB. 23	9.21
1-YEAR	FEB. 23	9.53
<b>CHART 7. SELECTED EURO-DOLLAR AND U.S. MONEY MARKET RATES</b>		
OVERNIGHT EURO-DOLLAR DEPOSITS	FEB. 23	8.84
U.S. FEDERAL FUNDS	FEB. 23	8.47
DIFFERENTIAL ADJ. FOR RESERVE REQUIREMENTS	FEB. 23	0.37
3-MONTH EURO-DOLLAR DEPOSIT RATE	FEB. 23	9.01
U.S. 90-DAY CD'S, SECONDARY MARKET	FEB. 23	8.43
DIFFERENTIAL	FEB. 23	0.58

SERIES NAME

LAST VALUE PLOTTED  
DATE VALUE

CHART 8. INTEREST ARBITRAGE, 3-MONTH FUNDS

EURO-DOLLAR DEPOSIT	FEB. 23	9.01
INTERBANK STERLING (LONDON), COVERED	FEB. 23	9.15
DIFFERENTIAL	FEB. 23	-0.14
U.S. COMMERCIAL PAPER	FEB. 23	8.25
CANADIAN FINANCE PAPER, COVERED	FEB. 23	8.92
DIFFERENTIAL	FEB. 23	-0.68
EURO-DOLLAR DEPOSIT	FEB. 23	9.01
INTERBANK DM (FRANKFURT), COVERED	FEB. 23	9.28
DIFFERENTIAL	FEB. 23	-0.27
EURO-DOLLAR DEPOSIT	FEB. 23	9.01
SWISS INTERBANK, COVERED	FEB. 23	8.99
DIFFERENTIAL	FEB. 23	0.02

CHART 9. LONG TERM GOVERNMENT BOND YIELDS

UNITED STATES	FEB. 18	10.75
GERMANY	FEB. 4	7.78
JAPAN (MONTHLY)	JAN.	7.77
SWITZERLAND	FEB. 4	4.23
CANADA	FEB. 4	12.21
FRANCE	DEC. 10	15.49
NETHERLANDS	JAN. 1	11.12
UNITED KINGDOM	FEB. 18	10.46

U.S. CORPORATE

AAA BONDS	JAN.	11.79
EURO-DOLLAR BONDS	DEC.	11.28

CHART 10. STOCK INDICES

UNITED STATES	FEB. 16	155.58
UNITED KINGDOM	FEB. 16	144.22
CANADA	FEB. 16	212.69
GERMANY	FEB. 16	111.50
SWITZERLAND	FEB. 16	103.05
NETHERLANDS	FEB. 16	112.66
FRANCE	FEB. 16	106.56
JAPAN	FEB. 16	156.51