

(516/517)

DATA FILE  
LIBRARY  
FEDERAL RESERVE BANK  
OF CHICAGO

LIBRARY  
DEC 20 1982

# Selected Interest & Exchange Rates

## Weekly Series of Charts

December 20, 1982

Prepared by the  
FINANCIAL MARKETS  
SECTION

DIVISION OF  
INTERNATIONAL FINANCE

BOARD OF GOVERNORS  
FEDERAL RESERVE SYSTEM  
Washington, D.C. 20551

---

# Table of Contents

## **TABLES**

1. LATEST FIGURES PLOTTED
2. DAILY CERTIFIED SPOT EXCHANGE RATES--  
H.10 RELEASE

## **CHARTS**

1. SPOT EXCHANGE RATE INDICES
2. 3-MONTH FORWARD EXCHANGE RATES
3. GOLD PRICE--LONDON
4. CALL MONEY RATES
5. 3-MONTH INTEREST RATES
6. EURO-DOLLAR DEPOSIT RATES
7. SELECTED EURO-DOLLAR AND  
U.S. MONEY MARKET RATES
8. INTEREST ARBITRAGE: 3-MONTH FUNDS
9. LONG-TERM GOVERNMENT BOND YIELDS
10. INDUSTRIAL STOCK INDICES

## **SUBSCRIPTION RATES:**

Weekly \$15.00 per year or \$.40 each in the United States, its possessions, Canada, and Mexico; 10 or more of the same issue to one address, \$13.50 per year or \$.35 each. Elsewhere, \$20.00 per year or \$.50 each. Address requests to Publications Services, Division of Administrative Services, and make payment remittance payable to the order of the Board of Governors of the Federal Reserve System in a form collectible at par in U.S. Currency.

CHART 1

# SPOT EXCHANGE INDICES

DOLLAR PRICES OF FOREIGN CURRENCIES AND WEIGHTED AVERAGE VALUES (THIN LINE)  
AVERAGES FOR WEEK ENDING WEDNESDAY

RATIO SCALE  
MARCH 1973=100

RATIO SCALE  
MARCH 1973=100

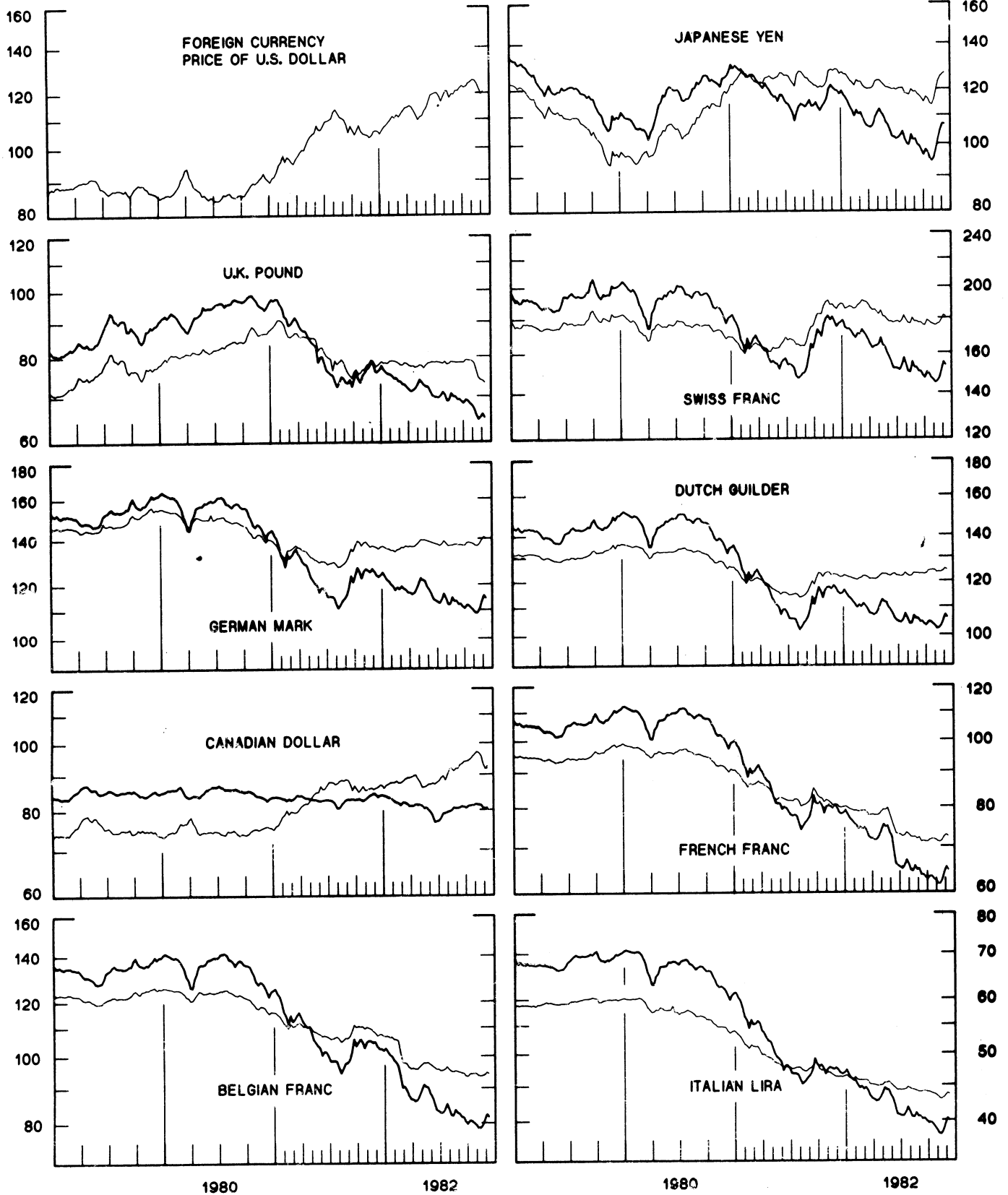


CHART 2  
**3-MONTH FORWARD EXCHANGE RATES**

PREMIUM (+) OR (-)  
 AVERAGES FOR WEEK ENDING WEDNESDAY

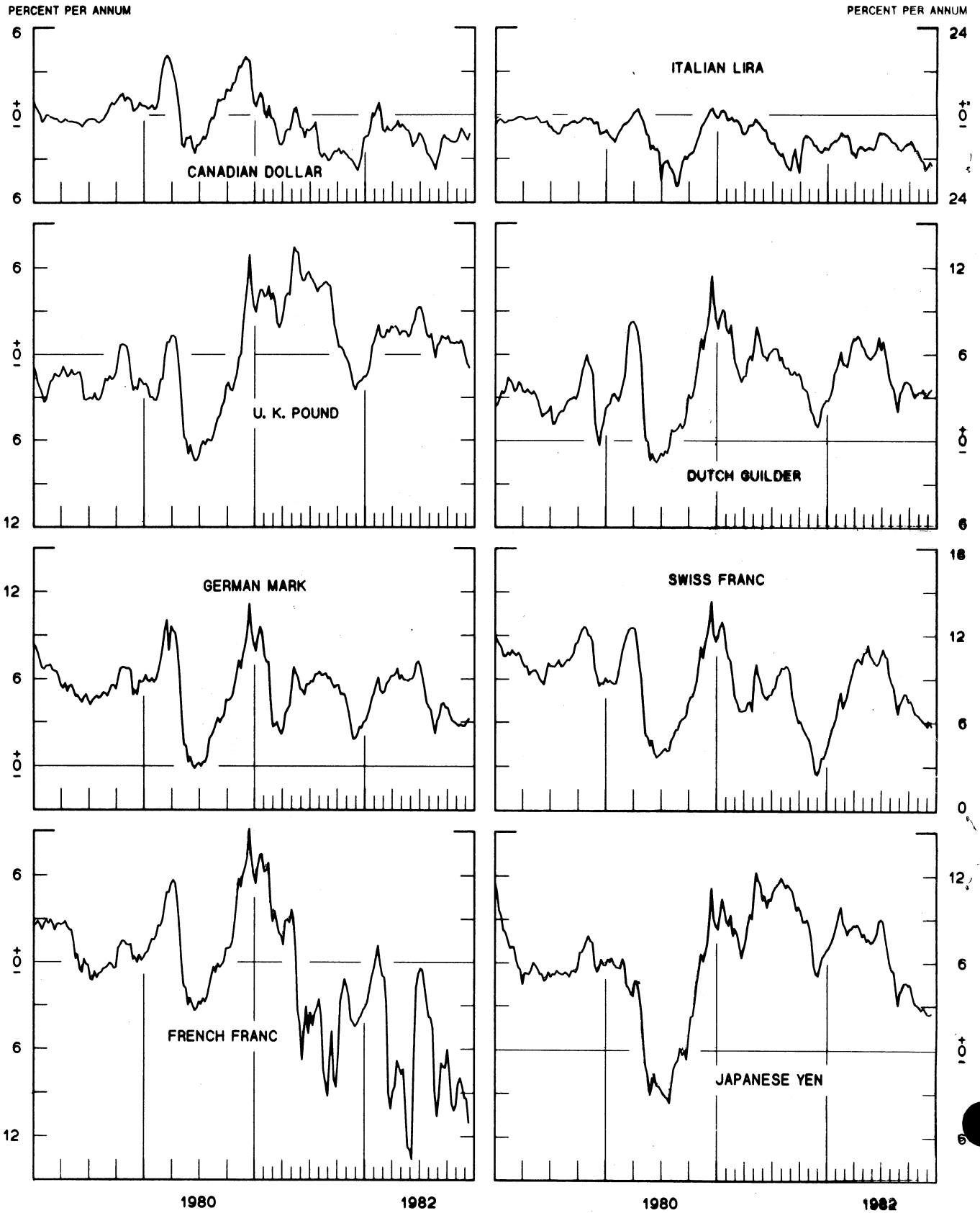


CHART 3  
**PRICE OF GOLD IN LONDON**  
AVERAGES FOR WEEK ENDING WEDNESDAY

U.S. DOLLARS PER FINE OUNCE

U.S. DOLLARS PER FINE OUNCE

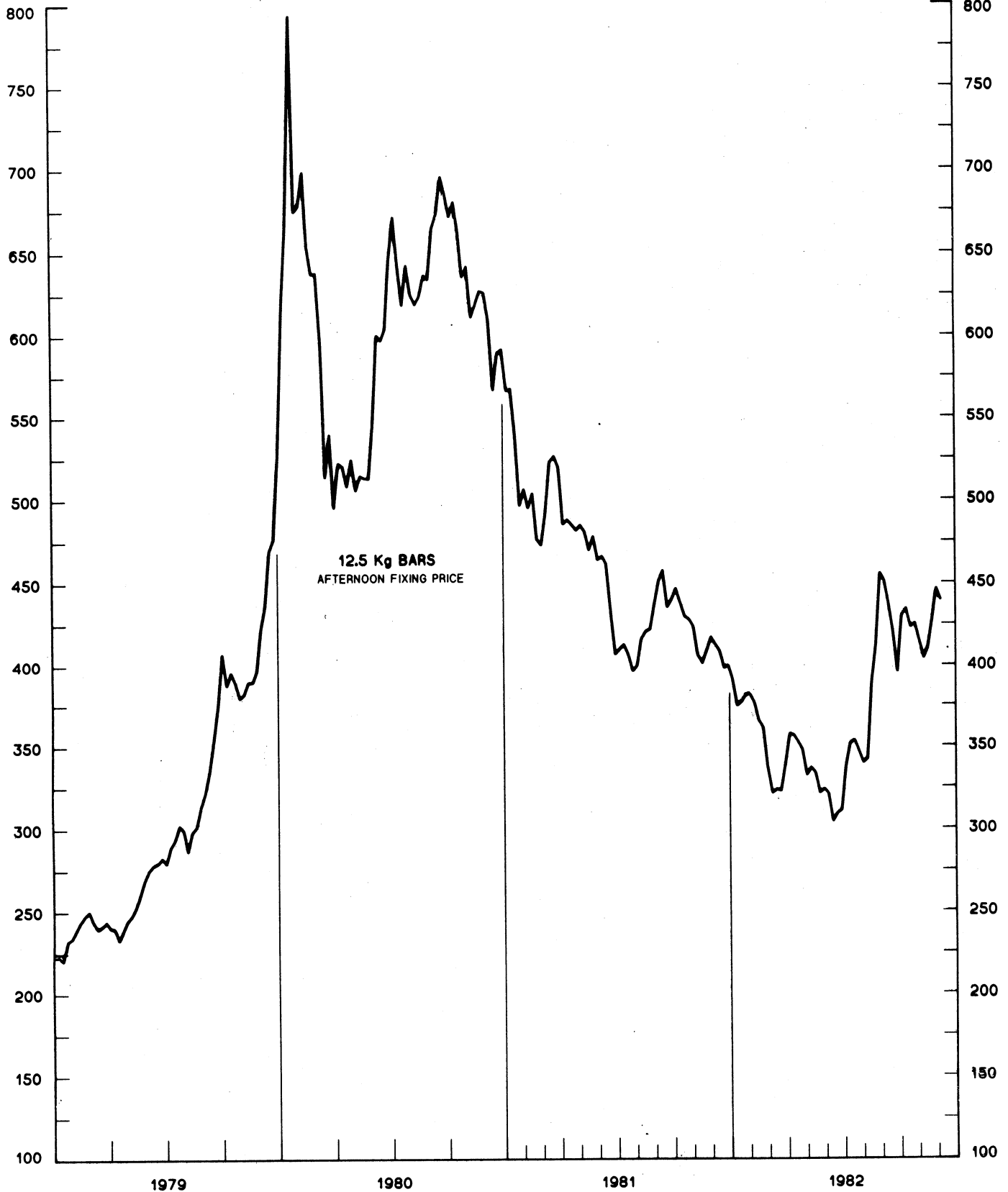


CHART 4  
**CALL MONEY RATES**  
 WEEKLY SERIES

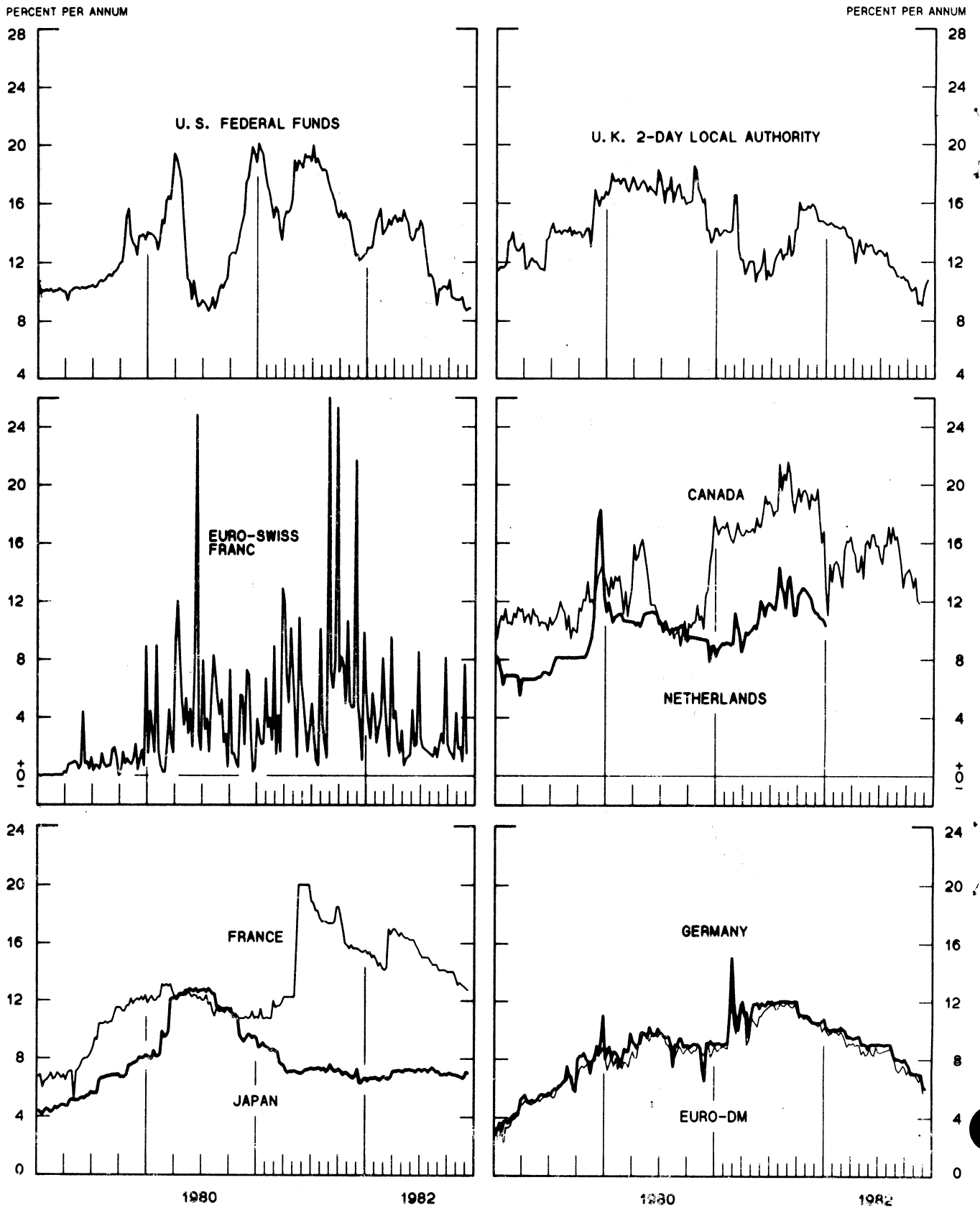


CHART 5  
**3-MONTH INTEREST RATES**  
 WEEKLY SERIES

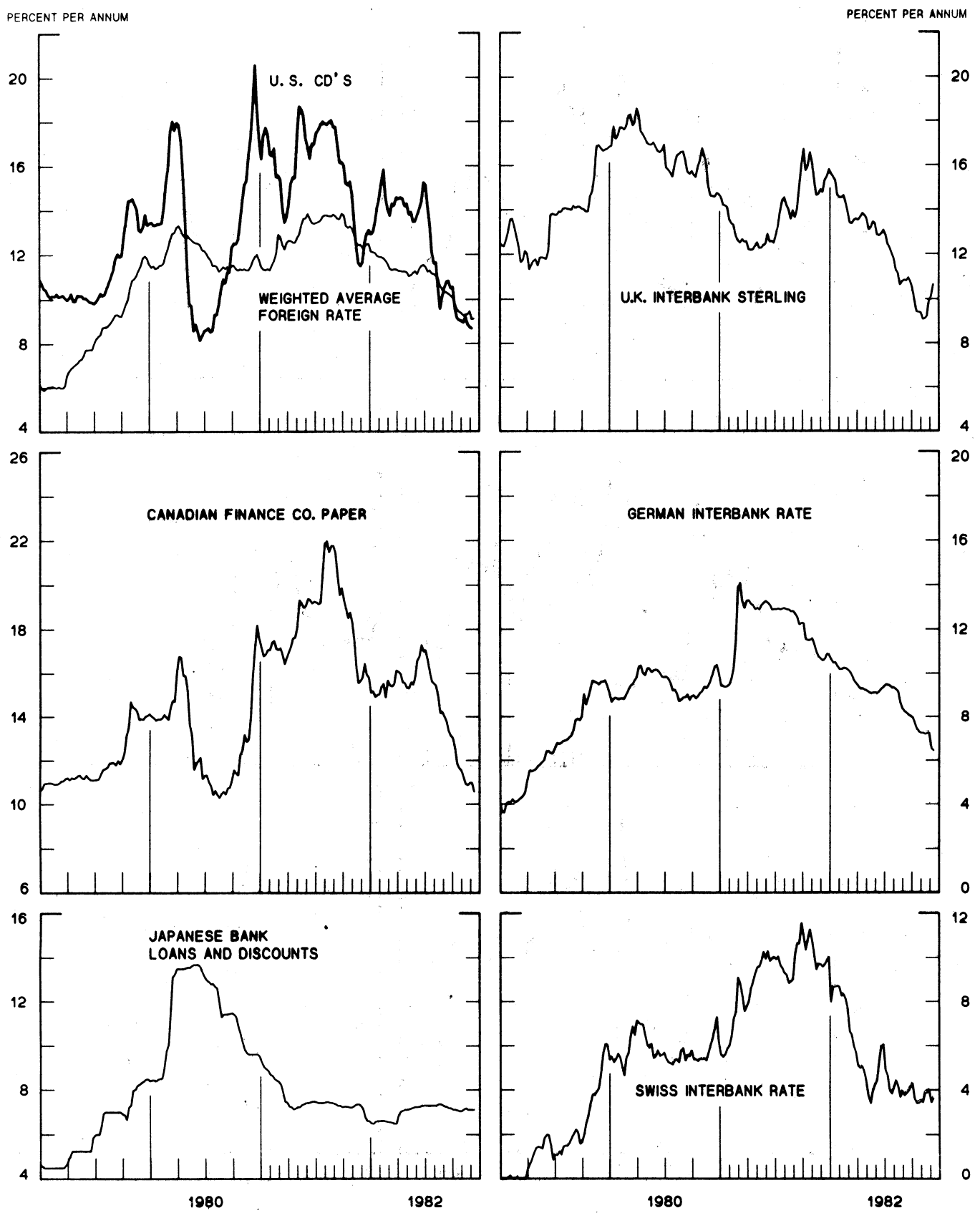


CHART 6  
**EURO-DOLLAR DEPOSIT RATES LONDON**  
 AVERAGES FOR WEEK ENDING WEDNESDAY

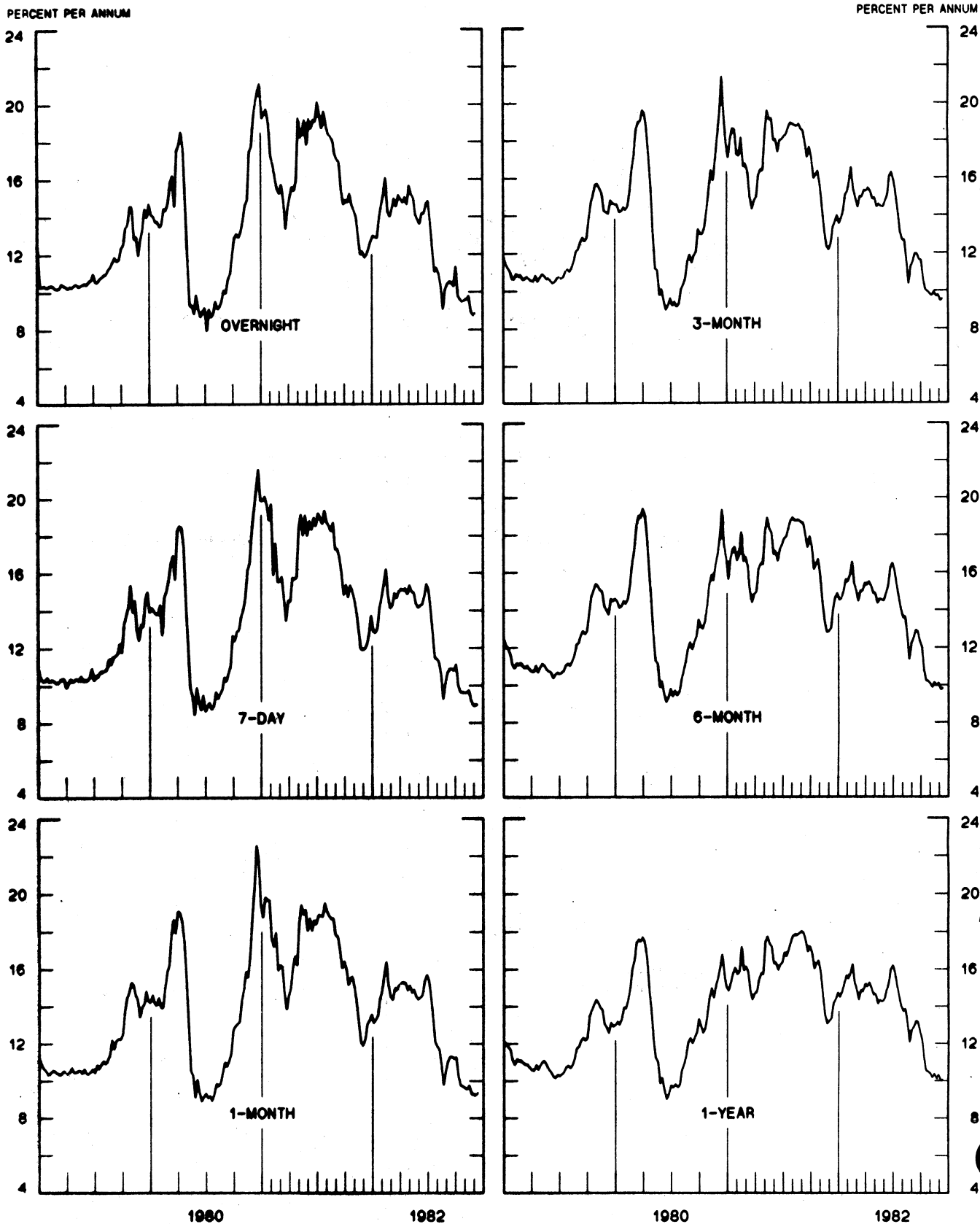




CHART 7

# SELECTED EURO-DOLLAR AND U. S. MONEY MARKET RATES

DIFFERENTIAL: PLUS(+), FAVORS BORROWING IN U. S.  
AVERAGES FOR WEEK ENDING WEDNESDAY

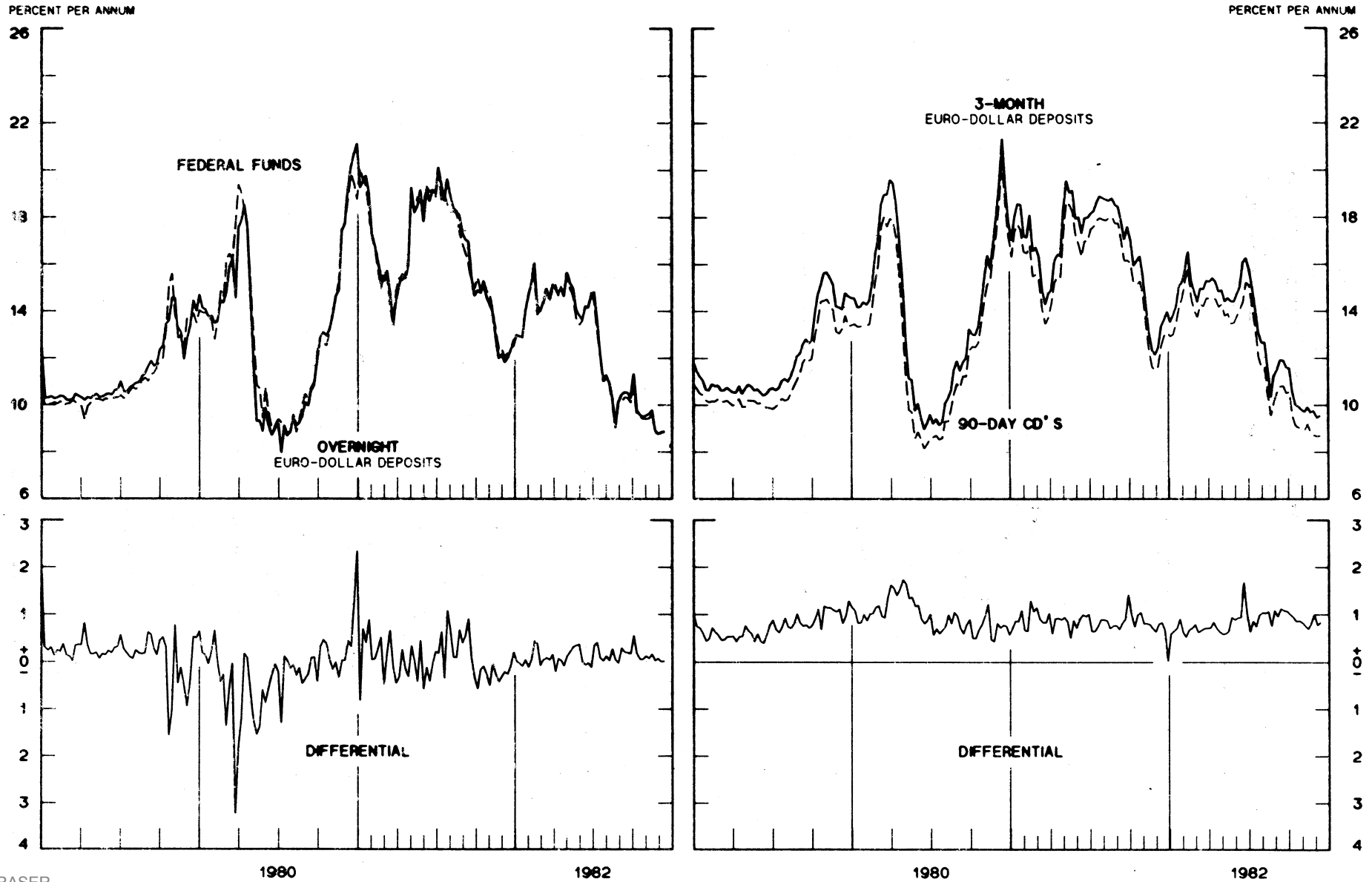
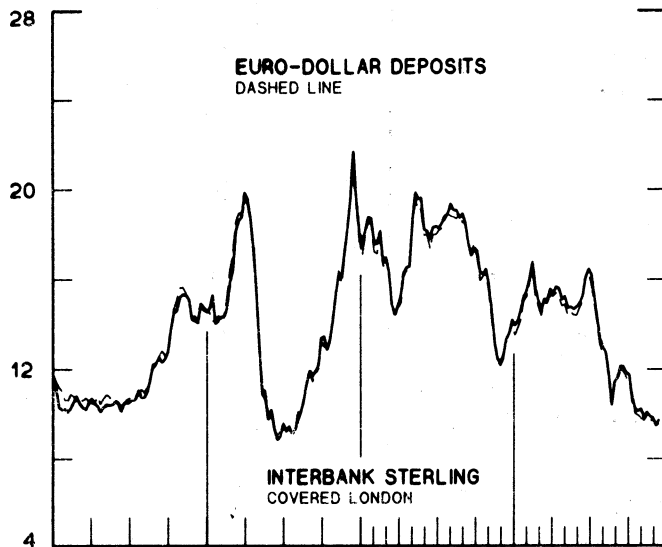


CHART 8

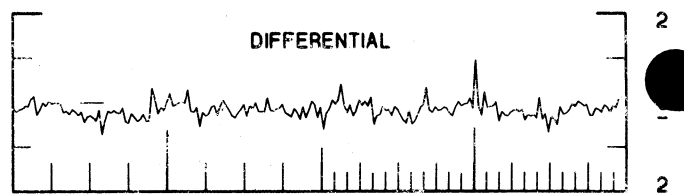
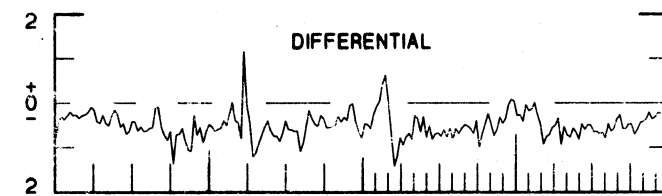
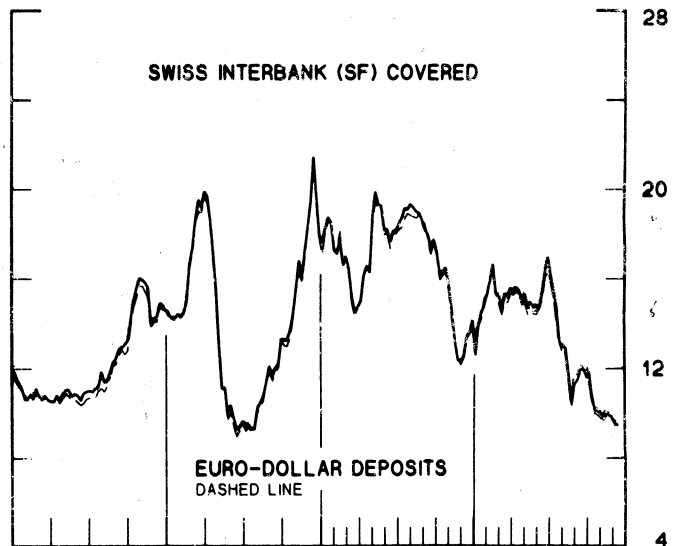
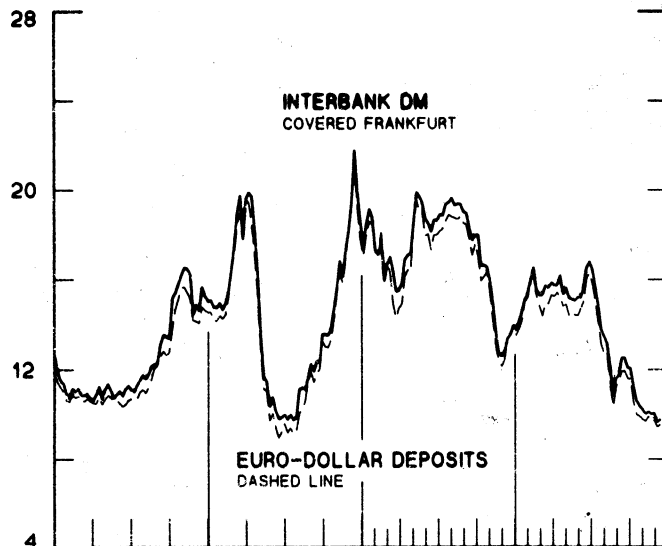
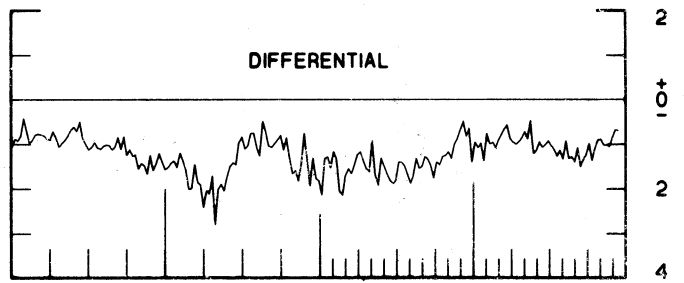
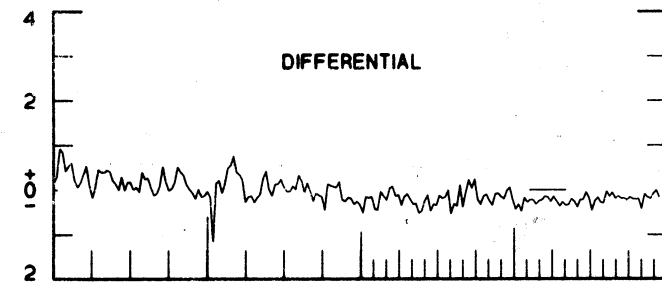
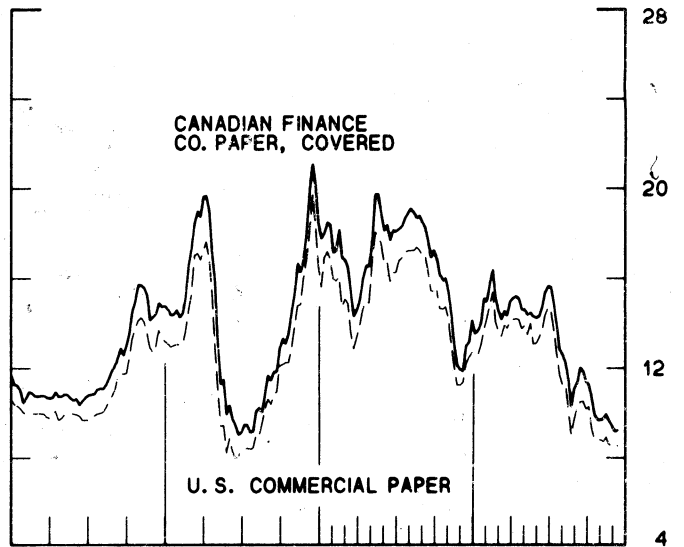
# INTEREST ARBITRAGE: 3-MONTH FUNDS

DIFFERENTIAL: PLUS(+), INDICATES FAVOR DOLLAR ASSETS  
AVERAGES FOR WEEK ENDING WEDNESDAY

PERCENT PER ANNUM



PERCENT PER ANNUM



1980

1982

1980

1982

PERCENT ON DIFFERENTIAL; SCALE = 2 PERCENT ON RATE SCALE

CHART 9  
**LONG-TERM GOVERNMENT BOND YIELDS**  
 WEEKLY SERIES

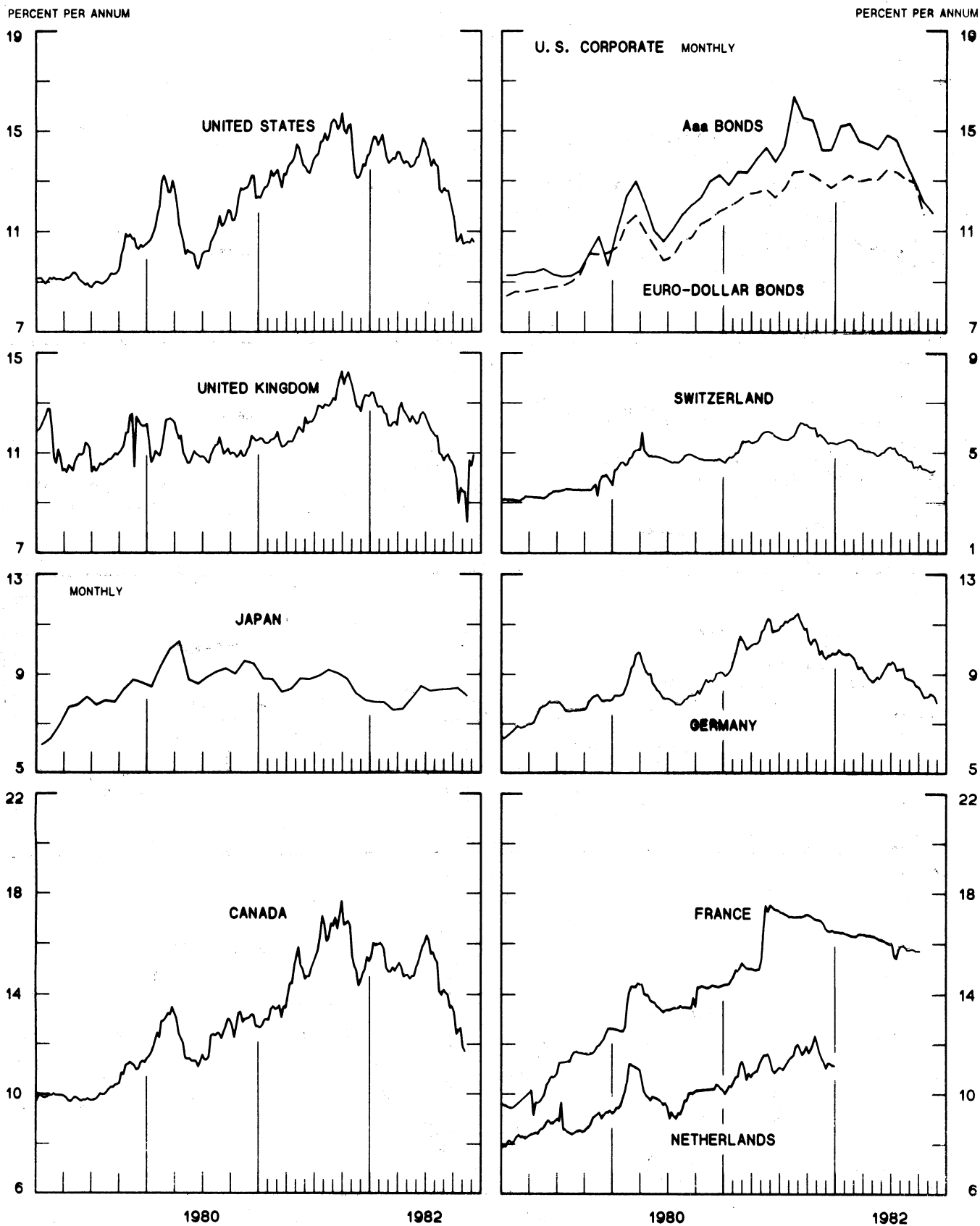
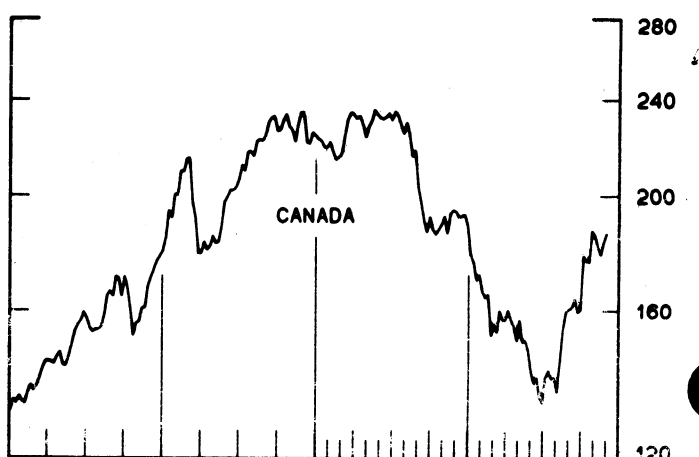
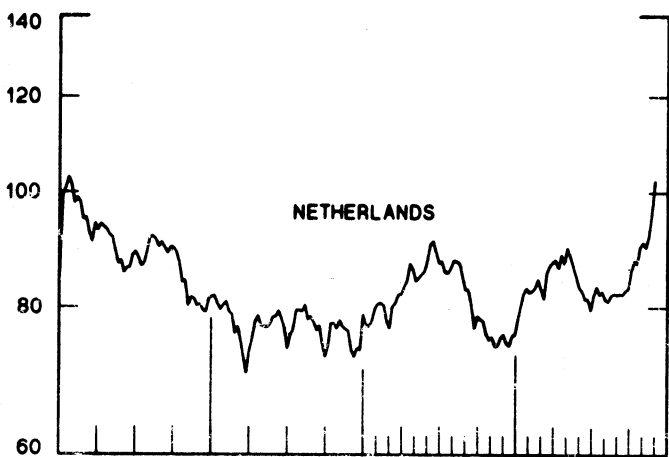
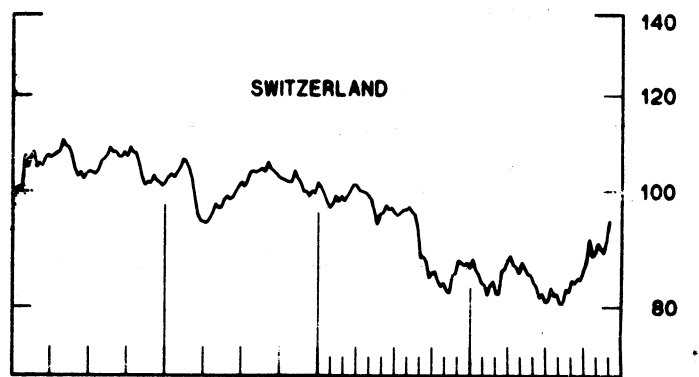
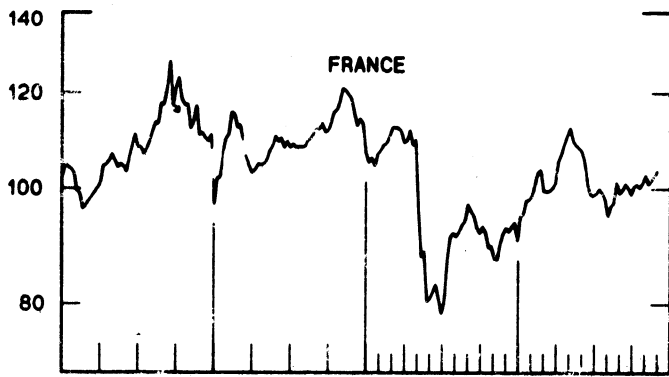
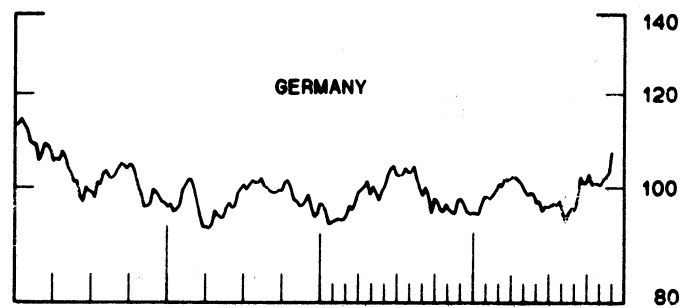
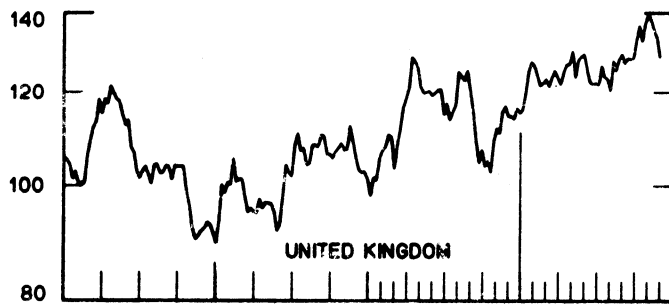
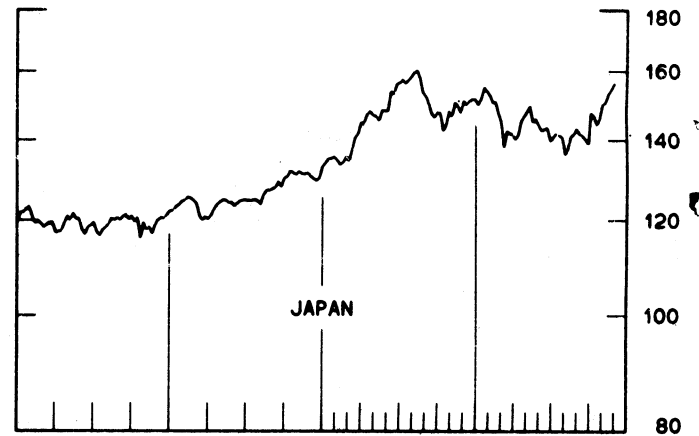
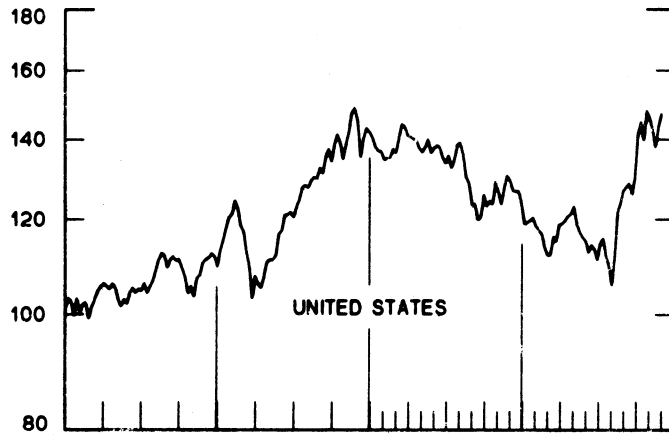


CHART 10  
INDUSTRIAL STOCK INDICES  
WEEKLY SERIES

RATIO SCALE  
1969=100

RATIO SCALE  
1969=100



1980

1982

1980

1982

SERIES NAME

LAST VALUE PLOTTED  
DATE VALUE

CHART 1. SPOT EXCHANGE RATES AND INDICES

WEEKLY AVERAGES, NOON BUYING RATES (U.S. CENTS)

GERMAN MARK	DEC. 15	40.72
JAPANESE YEN	DEC. 15	0.40767
DUTCH GUILDER	DEC. 15	36.99
U.K. POUND	DEC. 15	161.19
CANADIAN DOLLAR	DEC. 15	80.83
FRENCH FRANC	DEC. 15	14.37
SWISS FRANC	DEC. 15	47.77
BELGIAN FRANC	DEC. 15	2.07558
ITALIAN LIRA	DEC. 15	0.07046

INDICES, MARCH 1973 BASE RATES = 100

GERMAN MARK	DEC. 15	114.55
JAPANESE YEN	DEC. 15	106.74
DUTCH GUILDER	DEC. 15	106.18
U.K. POUND	DEC. 15	65.20
CANADIAN DOLLAR	DEC. 15	80.57
FRENCH FRANC	DEC. 15	64.74
SWISS FRANC	DEC. 15	153.68
BELGIAN FRANC	DEC. 15	81.79
ITALIAN LIRA	DEC. 15	40.03

WEIGHTED AVERAGE EXCHANGE VALUE INDICES, MAR 1973 = 100  
(G-10 COUNTRIES PLUS SWITZERLAND)

U.S. DOLLAR	DEC. 15	120.60
GERMAN MARK	DEC. 15	140.33
JAPANESE YEN	DEC. 15	126.89
DUTCH GUILDER	DEC. 15	124.83
U.K. POUND	DEC. 15	73.39
CANADIAN DOLLAR	DEC. 15	92.87
FRENCH FRANC	DEC. 15	72.59
SWISS FRANC	DEC. 15	181.08
BELGIAN FRANC	DEC. 15	94.51
ITALIAN LIRA	DEC. 15	43.74
SWEDISH KRONA	DEC. 15	68.35

CHART 2. 3-MONTH FORWARD EXCHANGE RATES, PREMIUM OR DISCOUNT

CANADIAN DOLLAR	DEC. 15	-1.32
U.K. POUND	DEC. 15	-0.92
GERMAN MARK	DEC. 15	3.25
FRENCH FRANC	DEC. 15	-11.01
SWISS FRANC	DEC. 15	5.78
DUTCH GUILDER	DEC. 15	3.54
JAPANESE YEN	DEC. 15	2.54
ITALIAN LIRA	DEC. 15	-13.94

SERIES NAME	LAST VALUE PLOTTED	
	DATE	VALUE
<b>CHART 3. GOLD PRICE IN LONDON, AFTERNOON FIXING</b>		
U. S. DOLLARS PER FINE OUNCE	DEC. 15	439.78
<b>CHART 4. CALL MONEY RATES</b>		
U. S. FEDERAL FUNDS	DEC. 15	8.86
OVERNIGHT EURO-DOLLAR DEPOSITS	DEC. 15	8.88
U. K. 2-DAY LOCAL AUTHORITY DEPOSITS	DEC. 10	10.75
CANADA	NOV. 12	11.84
GERMANY	DEC. 10	6.00
EURO-DM	DEC. 3	5.69
JAPAN	DEC. 10	7.00
FRANCE	DEC. 10	12.75
NETHERLANDS	JAN. 1	10.30
EURO-SWISS FRANC	DEC. 3	1.50
<b>CHART 5. 3-MONTH INTEREST RATES</b>		
U. S. 90-DAY CD'S, SECONDARY MARKET	DEC. 15	8.71
GERMAN INTERBANK LOAN	DEC. 15	6.47
JAPANESE BANK LOANS & DISCOUNTS	DEC. 15	7.13
CANADIAN FINANCE PAPER	DEC. 15	10.57
INTERBANK STERLING	DEC. 15	10.66
SWISS INTERBANK LOAN	DEC. 15	3.65
WEIGHTED AVERAGE FOREIGN INTEREST RATE (G-10 COUNTRIES PLUS SWITZERLAND)	DEC. 15	9.13
<b>CHART 6. EURO-DOLLAR DEPOSIT RATES: LONDON</b>		
OVERNIGHT	DEC. 15	8.88
7-DAY	DEC. 15	8.95
1-MONTH	DEC. 15	9.32
3-MONTH	DEC. 15	9.56
6-MONTH	DEC. 15	9.80
1-YEAR	DEC. 15	10.03
<b>CHART 7. SELECTED EURO-DOLLAR AND U. S. MONEY MARKET RATES</b>		
OVERNIGHT EURO-DOLLAR DEPOSITS	DEC. 15	8.88
U. S. FEDERAL FUNDS	DEC. 15	8.86
DIFFERENTIAL ADJ. FOR RESERVE REQUIREMENTS	DEC. 15	0.02
3-MONTH EURO-DOLLAR DEPOSIT RATE	DEC. 15	9.56
U. S. 90-DAY CD'S, SECONDARY MARKET	DEC. 15	8.71
DIFFERENTIAL	DEC. 15	0.85

SERIES NAME

LAST VALUE PLOTTED  
DATE VALUE

CHART 8. INTEREST ARBITRAGE, 3-MONTH FUNDS

EURO-DOLLAR DEPOSIT	DEC. 15	9.56
INTERBANK STERLING (LONDON), COVERED	DEC. 15	9.72
DIFFERENTIAL	DEC. 15	-0.16
U. S. COMMERCIAL PAPER	DEC. 15	8.52
CANADIAN FINANCE PAPER, COVERED	DEC. 15	9.21
DIFFERENTIAL	DEC. 15	-0.69
EURO-DOLLAR DEPOSIT	DEC. 15	9.56
INTERBANK DM (FRANKFURT), COVERED	DEC. 15	9.78
DIFFERENTIAL	DEC. 15	-0.21
EURO-DOLLAR DEPOSIT	DEC. 15	9.56
SWISS INTERBANK, COVERED	DEC. 15	9.48
DIFFERENTIAL	DEC. 15	0.08

CHART 9. LONG TERM GOVERNMENT BOND YIELDS

UNITED STATES	DEC. 10	10.56
GERMANY	DEC. 3	7.83
JAPAN (MONTHLY)	NOV.	8.13
SWITZERLAND	NOV. 26	4.27
CANADA	NOV. 12	11.69
FRANCE	OCT. 8	15.70
NETHERLANDS	JAN. 1	11.12
UNITED KINGDOM	DEC. 10	10.89

U. S. CORPORATE

AAA BONDS	NOV.	11.68
EURO-DOLLAR BONDS	OCT.	11.63

CHART 10. STOCK INDICES

UNITED STATES	DEC. 8	146.61
UNITED KINGDOM	DEC. 8	128.42
CANADA	DEC. 8	186.06
GERMANY	DEC. 8	106.97
SWITZERLAND	DEC. 8	94.30
NETHERLANDS	DEC. 8	102.33
FRANCE	DEC. 8	103.54
JAPAN	DEC. 8	155.78

# FEDERAL RESERVE statistical release



H. 10 (512)

## FOREIGN EXCHANGE RATES

DECEMBER 20, 1982

FOR THE WEEK ENDING DECEMBER 17, 1982

The Board of Governors of the Federal Reserve System is advised that the Federal Reserve Bank of New York has certified for customs purposes the following noon buying rate in New York City for cable transfers payable in foreign currencies:

COUNTRY	MONETARY UNIT	(CURRENCY UNITS PER DOLLAR)				
		DEC. 13	DEC. 14	DEC. 15	DEC. 16	DEC. 17
ARGENTINA	PESO	43840.00	43840.00	43840.00	43840.00	43840.00
*AUSTRALIA	DOLLAR	95.92	96.11	96.24	96.50	96.48
AUSTRIA	SCHILLING	17.390	17.280	17.230	17.030	16.880
BELGIUM	FRANC	48.480	47.900	48.130	47.850	47.600
BRAZIL	CRUZEIRO	244.86	244.86	244.86	244.86	244.86
CANADA	DOLLAR	1.2371	1.2366	1.2381	1.2396	1.2370
CHILE	PESO	72.250	72.250	72.250	72.250	72.250
CHINA, P. R.	YUAN	1.9510	1.9646	1.9509	1.9509	1.9372
COLOMBIA	PESO	69.310	69.310	69.310	69.310	69.680
DENMARK	KRONE	8.7275	8.5950	8.6500	8.5550	8.5675
FINLAND	MARKKA	5.4120	5.3750	5.3830	5.3520	5.3345
FRANCE	FRANC	7.0150	6.9175	6.9560	6.8530	6.8650
GERMANY	D. MARK	2.4780	2.4390	2.4510	2.4165	2.4205
GREECE	DRACHMA	71.800	71.200	71.200	70.750	70.750
HONG KONG	DOLLAR	6.6600	6.5200	6.5500	6.5300	6.5375
INDIA	RUPEE	9.7500	9.7400	9.7300	9.7000	9.6700
INDONESIA	RUPIAH	686.25	686.25	686.25	686.25	687.00
IRAN	RIAL	NA	NA	NA	NA	NA
*IRELAND	POUND	135.15	136.80	136.10	137.95	137.10
ISRAEL	SHEKEL	32.690	33.050	33.050	33.060	33.220
ITALY	LIRA	1429.50	1410.00	1414.00	1405.00	1405.00
JAPAN	YEN	247.30	244.30	244.95	243.30	244.15
MALAYSIA	DOLLAR	2.3660	2.3650	2.3645	2.3560	2.3500
MEXICO	PESO	140.0000	145.0000	143.0000	145.0000	150.0000
NETHERLANDS	GUILDER	2.7300	2.6840	2.7020	2.6660	2.6720
*NEW ZEALAND	DOLLAR	72.050	72.200	72.230	72.650	72.350
NORWAY	KRONE	7.1800	7.0460	7.1000	6.9950	7.0300
PERU	SOL	930.73	930.73	930.73	930.73	943.80
PHILIPPINES	PESO	9.0540	9.0540	9.0540	9.0540	9.0790
PORTUGAL	ESCUDO	96.000	98.000	96.500	94.500	92.500
SINGAPORE	DOLLAR	2.1670	2.1650	2.1620	2.1530	2.1500
*SOUTH AFRICA	RAND	91.40	91.65	91.65	91.90	92.03
SOUTH KOREA	WON	745.65	745.65	745.65	745.65	745.65
SPAIN	PESETA	129.800	128.650	128.950	128.350	127.400
SRI LANKA	RUPEE	21.160	21.160	21.160	21.160	21.160
SWEDEN	KRONA	7.4730	7.3800	7.4250	7.3550	7.3725
SWITZERLAND	FRANC	2.1190	2.0800	2.0920	2.0550	2.0490
THAILAND	BAHT	23.000	23.000	23.000	23.000	23.000
*UNITED KINGDOM	POUND	160.70	161.65	161.40	162.00	160.00
VENEZUELA	BOLIVAR	4.2970	4.2970	4.2970	4.2970	4.2970

\* VALUE IN U. S. CENTS