

(516/517)

DATA FILE
LIBRARY
FEDERAL RESERVE BANK
OF CHICAGO

LIBRARY
DEC 13 1982
FEDERAL RESERVE BANK OF CHICAGO

Selected Interest & Exchange Rates

Weekly Series of Charts

December 6, 1982

Prepared by the
FINANCIAL MARKETS
SECTION

DIVISION OF
INTERNATIONAL FINANCE

BOARD OF GOVERNORS
FEDERAL RESERVE SYSTEM
Washington, D.C. 20551

Table of Contents

TABLES

1. LATEST FIGURES PLOTTED
2. DAILY CERTIFIED SPOT EXCHANGE RATES--H.10 RELEASE

CHARTS

1. SPOT EXCHANGE RATE INDICES
2. 3-MONTH FORWARD EXCHANGE RATES
3. GOLD PRICE--LONDON
4. CALL MONEY RATES
5. 3-MONTH INTEREST RATES
6. EURO-DOLLAR DEPOSIT RATES
7. SELECTED EURO-DOLLAR AND U.S. MONEY MARKET RATES
8. INTEREST ARBITRAGE: 3-MONTH FUNDS
9. LONG-TERM GOVERNMENT BOND YIELDS
10. INDUSTRIAL STOCK INDICES

SUBSCRIPTION RATES:

Weekly \$15.00 per year or \$.40 each in the United States, its possessions, Canada, and Mexico; 10 or more of the same issue to one address, \$13.50 per year or \$.35 each. Elsewhere, \$20.00 per year or \$.50 each. Address requests to Publications Services, Division of Administrative Services, and make payment remittance payable to the order of the Board of Governors of the Federal Reserve System in a form collectible at par in U.S. Currency.

CHART 1

SPOT EXCHANGE INDICES

DOLLAR PRICES OF FOREIGN CURRENCIES AND WEIGHTED AVERAGE VALUES (THIN LINE)
AVERAGES FOR WEEK ENDING WEDNESDAY

RATIO SCALE
MARCH 1973=100

RATIO SCALE
MARCH 1973=100

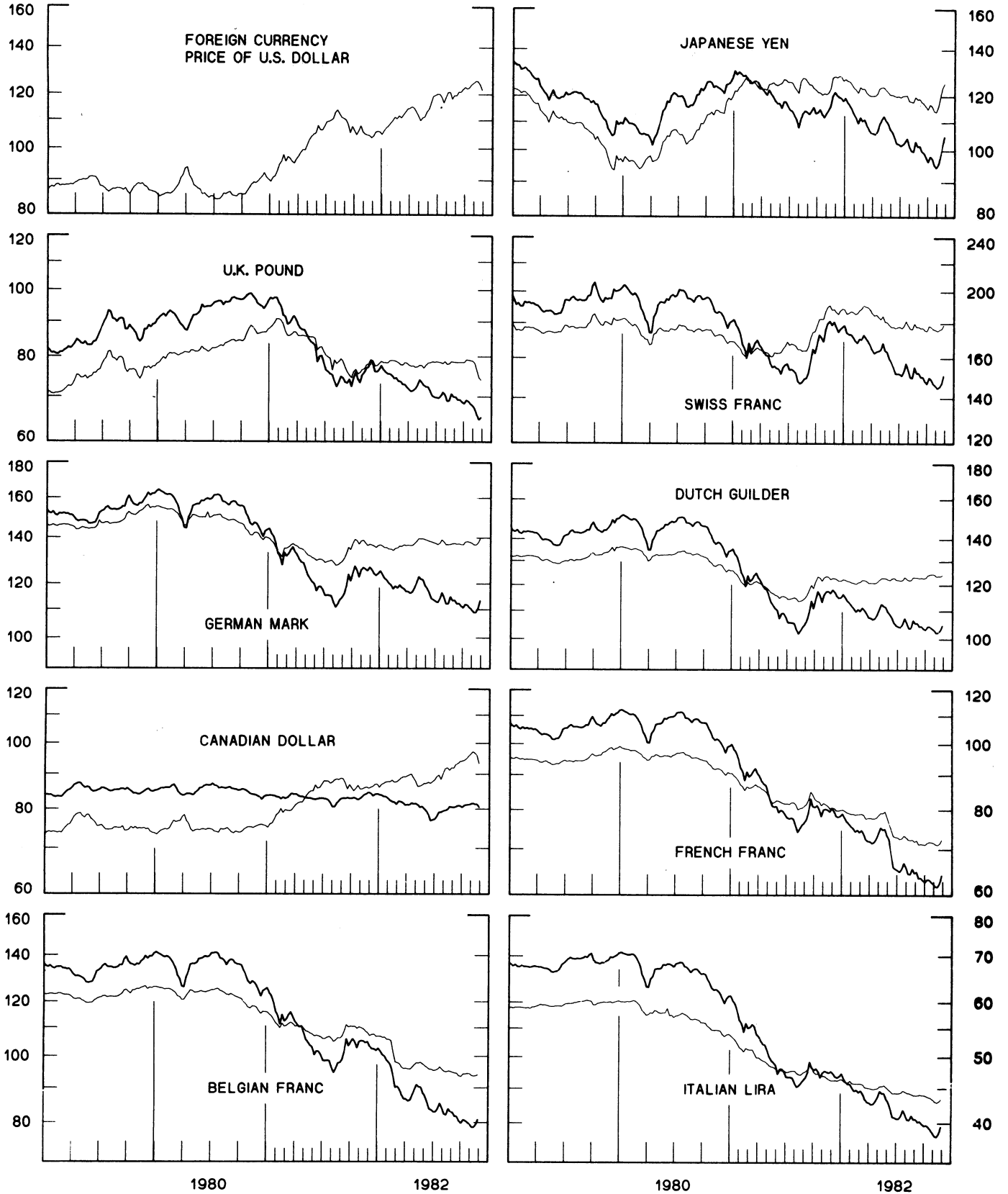


CHART 2
3-MONTH FORWARD EXCHANGE RATES
 PREMIUM (+) OR (-)
 AVERAGES FOR WEEK ENDING WEDNESDAY

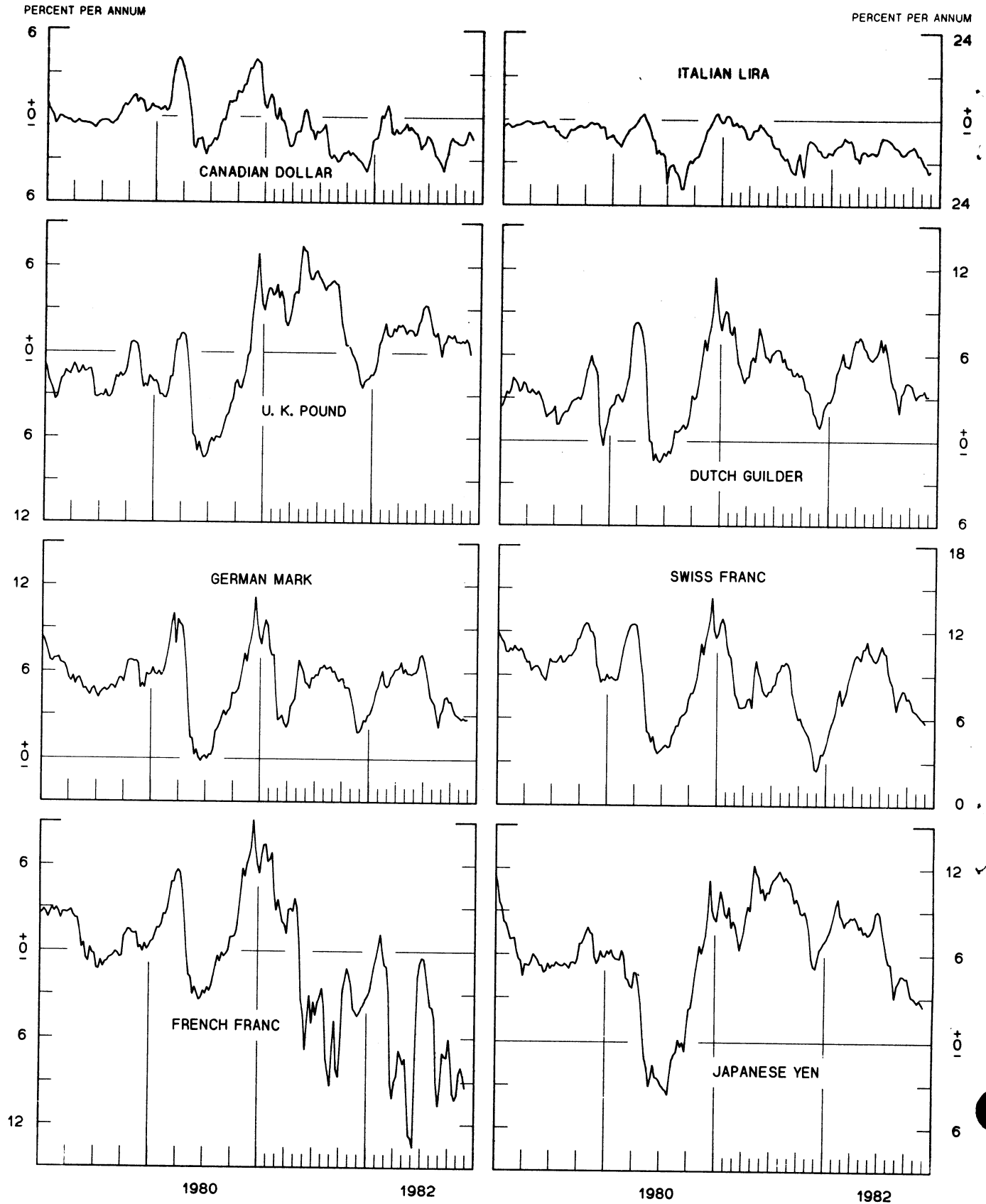
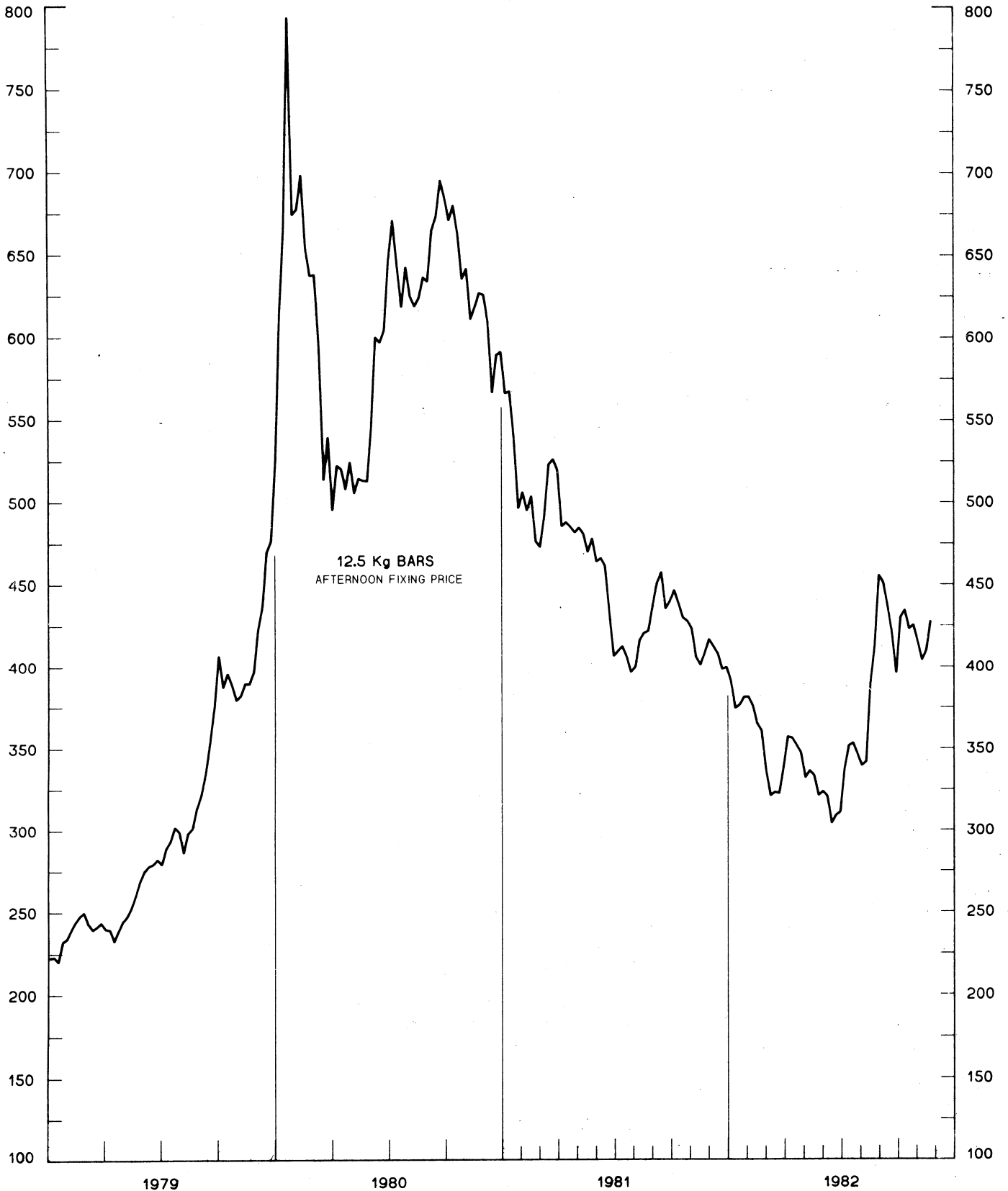


CHART 3
PRICE OF GOLD IN LONDON
AVERAGES FOR WEEK ENDING WEDNESDAY

U.S. DOLLARS PER FINE OUNCE

U.S. DOLLARS PER FINE OUNCE

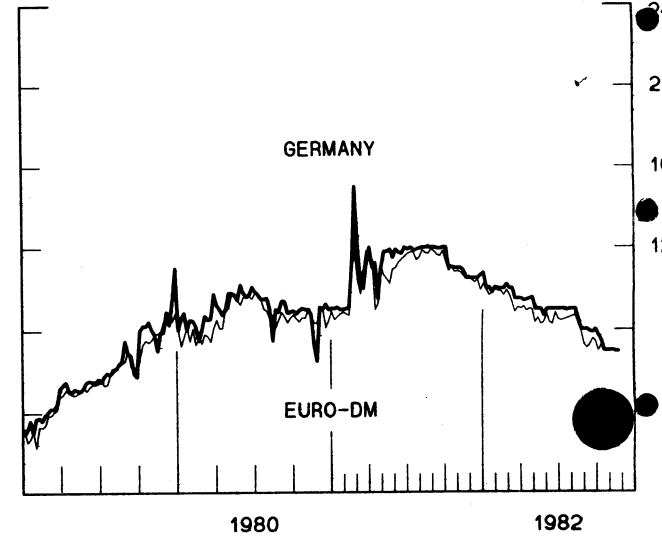
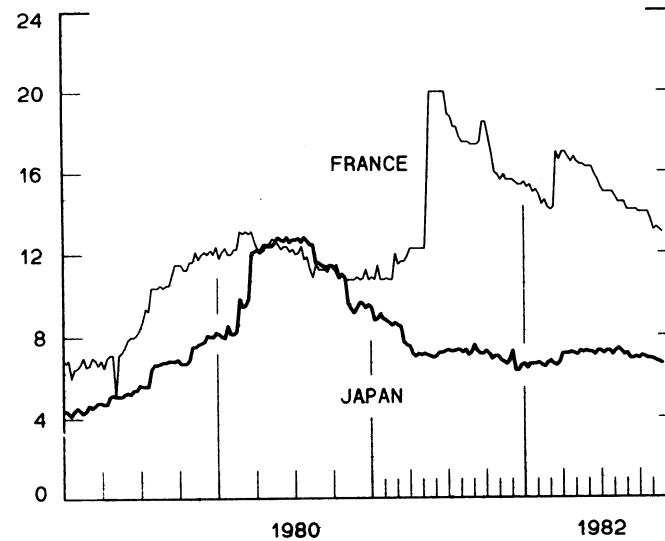
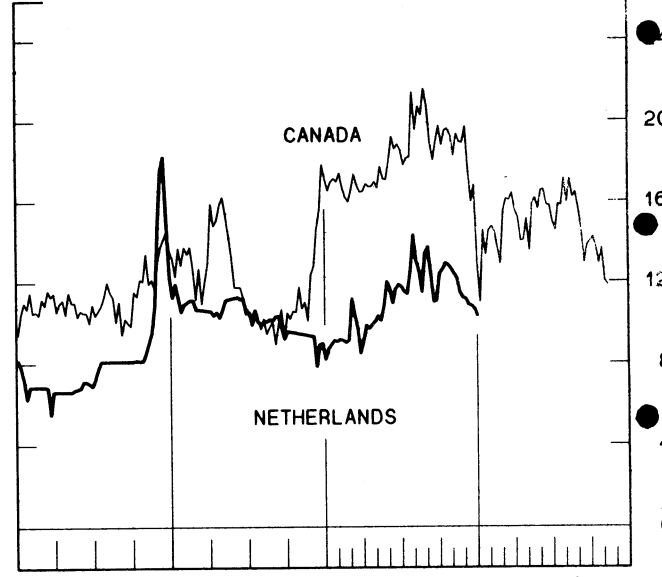
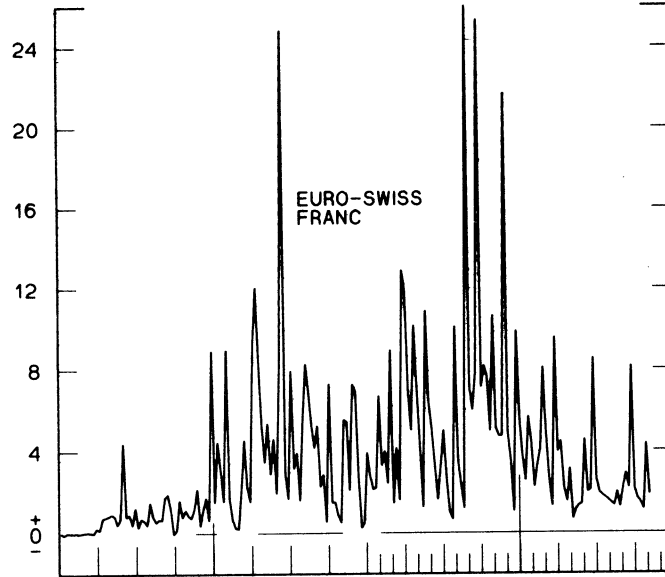
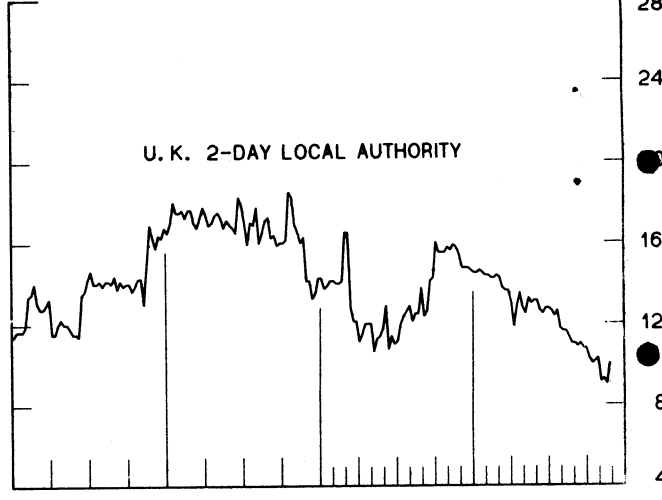
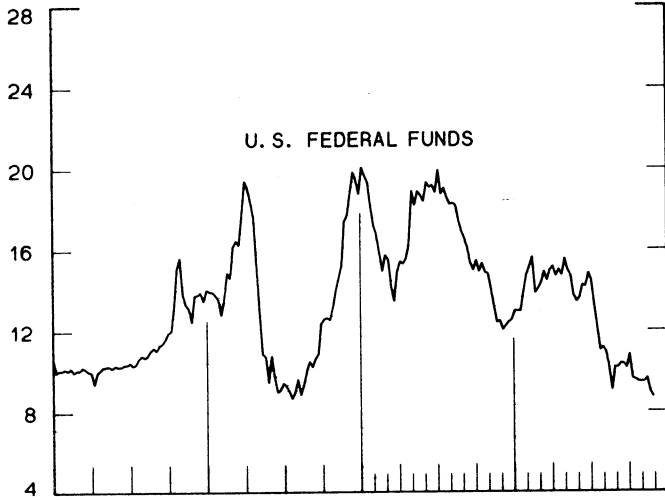


12.5 Kg BARS
AFTERNOON FIXING PRICE

CHART 4
CALL MONEY RATES
 WEEKLY SERIES

PERCENT PER ANNUM

PERCENT PER ANNUM



1980

1982

1980

1982

CHART 5
3-MONTH INTEREST RATES
 WEEKLY SERIES

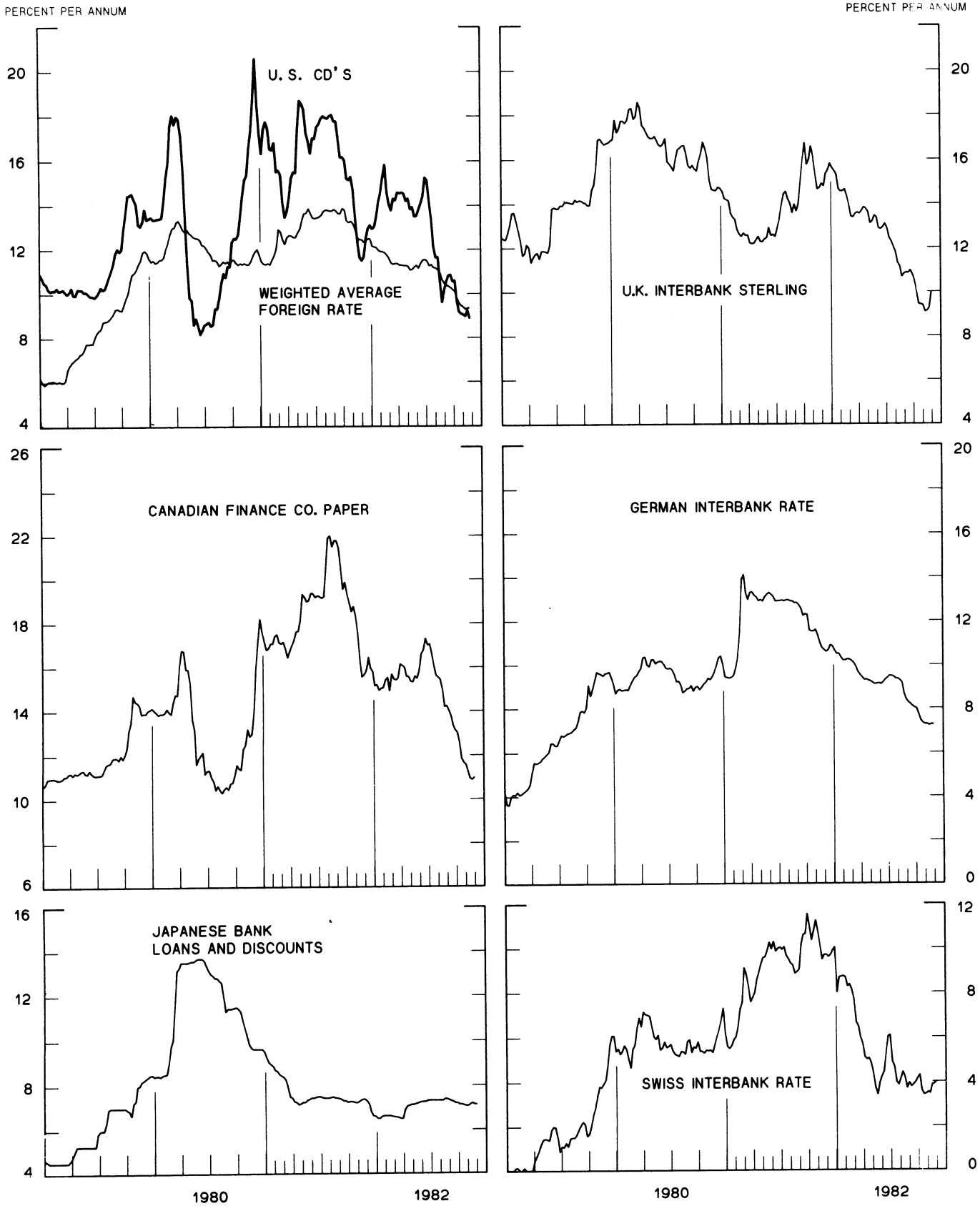


CHART 6
EURO-DOLLAR DEPOSIT RATES LONDON
 AVERAGES FOR WEEK ENDING WEDNESDAY

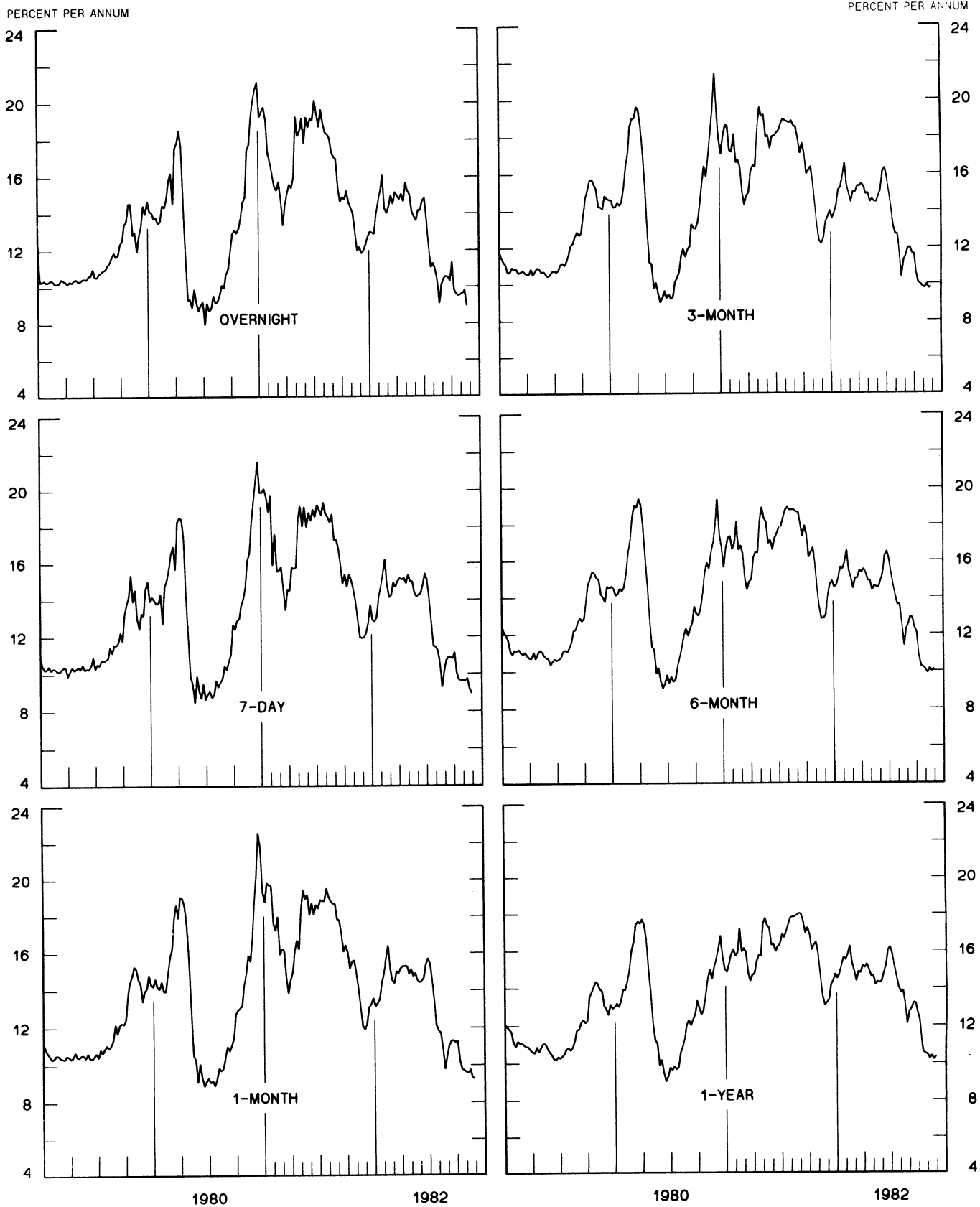
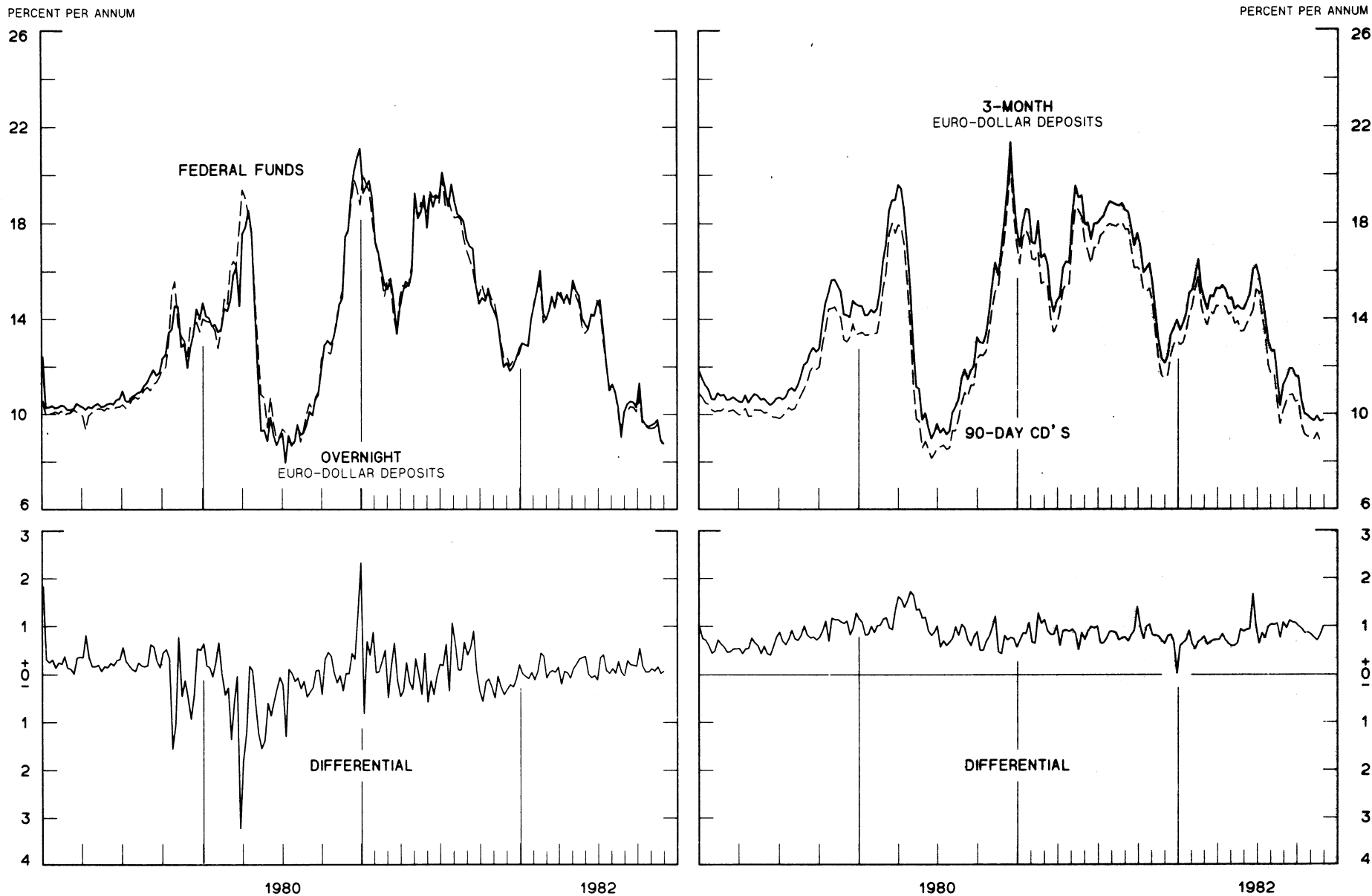


CHART 7
SELECTED EURO-DOLLAR AND U. S. MONEY MARKET RATES

DIFFERENTIAL: PLUS(+), FAVORS BORROWING IN U. S.
 AVERAGES FOR WEEK ENDING WEDNESDAY

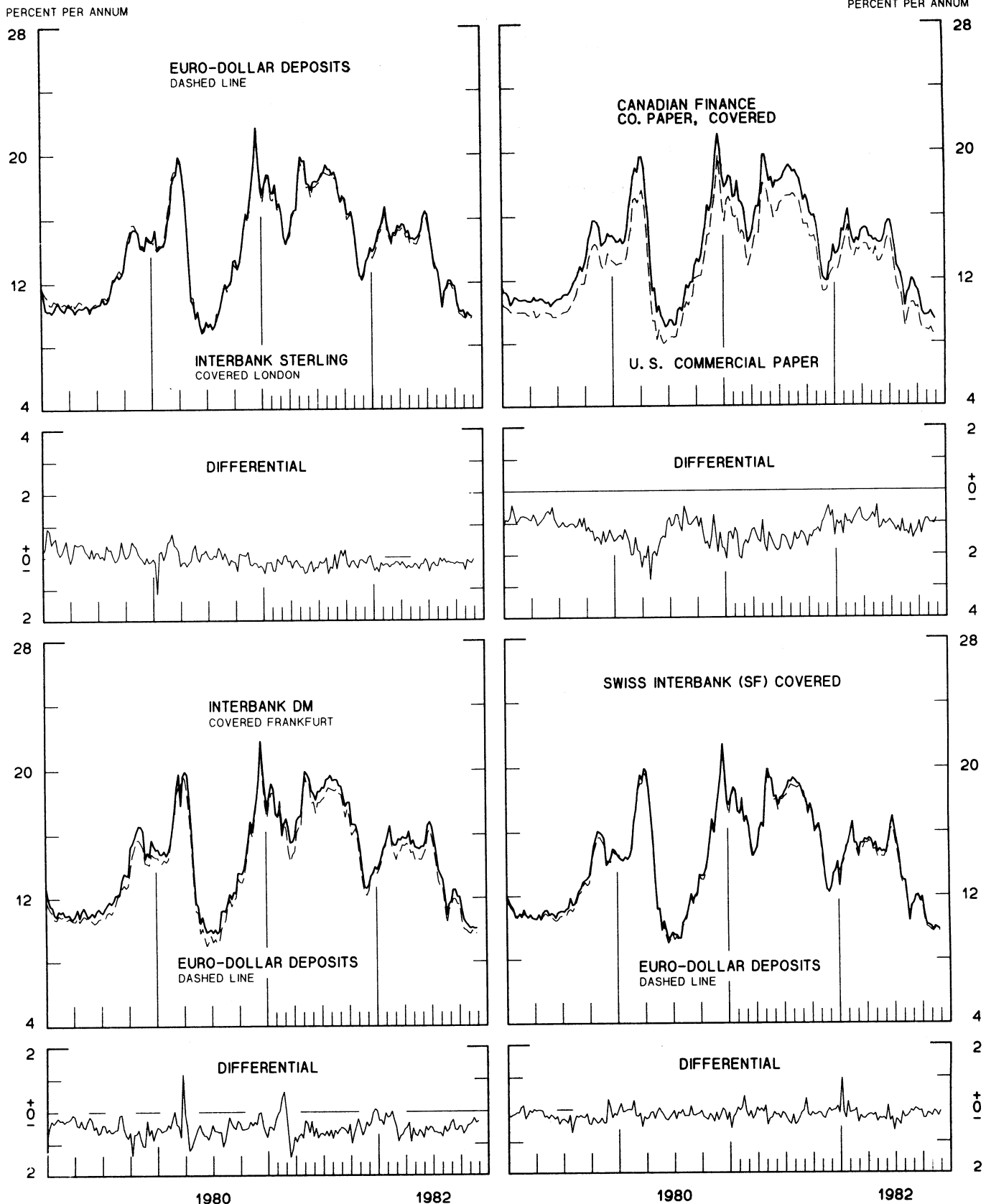


1 PERCENT ON DIFFERENTIAL SCALE = 2 PERCENT ON RATE SCALE

CHART 8

INTEREST ARBITRAGE: 3-MONTH FUNDS

DIFFERENTIAL: PLUS(+), INDICATES FAVOR DOLLAR ASSETS
AVERAGES FOR WEEK ENDING WEDNESDAY



1 PERCENT ON DIFFERENTIAL SCALE = 2 PERCENT ON RATE SCALE

CHART 9
LONG-TERM GOVERNMENT BOND YIELDS
 WEEKLY SERIES

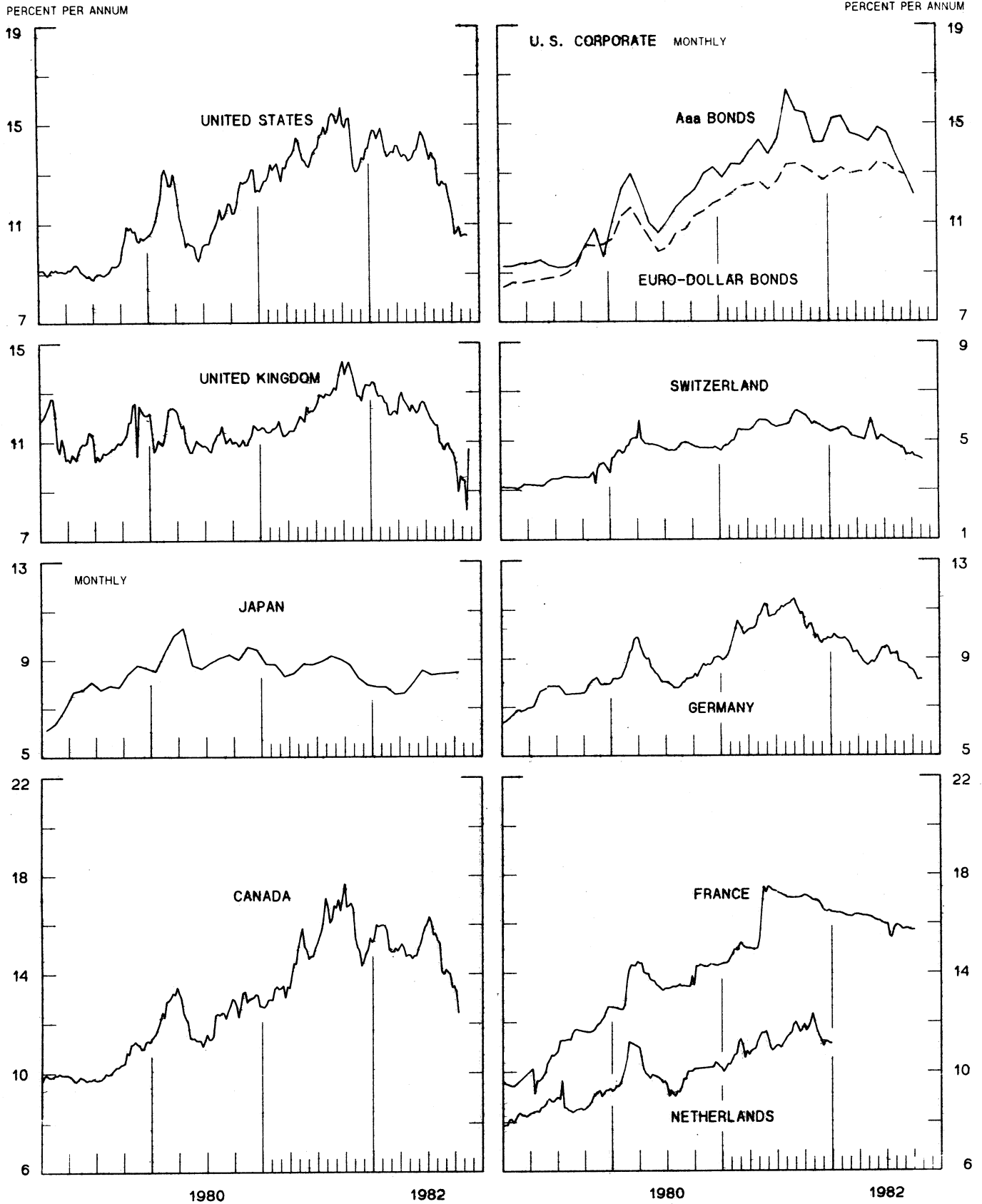
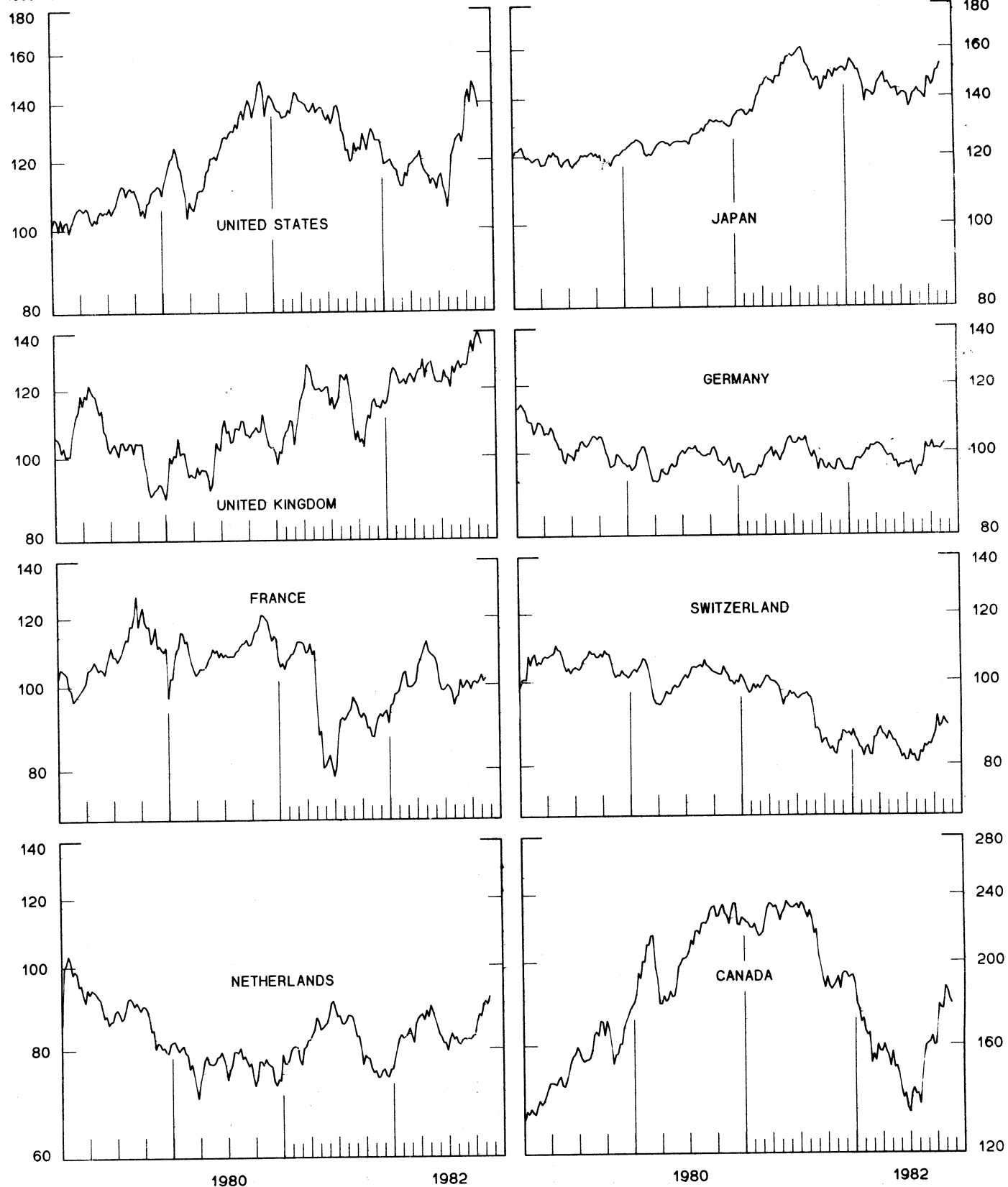


CHART 10
INDUSTRIAL STOCK INDICES
WEEKLY SERIES

RATIO SCALE
1969=100

RATIO SCALE
1969=100



SERIES NAME

LAST VALUE PLOTTED
DATE VALUE

CHART 1. SPOT EXCHANGE RATES AND INDICES

WEEKLY AVERAGES, NOON BUYING RATES (U.S. CENTS)

| | | | |
|-----------------|------|---|---------|
| GERMAN MARK | DEC. | 1 | 40.31 |
| JAPANESE YEN | DEC. | 1 | 0.40066 |
| DUTCH GUILDER | DEC. | 1 | 36.59 |
| U.K. POUND | DEC. | 1 | 161.48 |
| CANADIAN DOLLAR | DEC. | 1 | 80.73 |
| FRENCH FRANC | DEC. | 1 | 14.26 |
| SWISS FRANC | DEC. | 1 | 46.99 |
| BELGIAN FRANC | DEC. | 1 | 2.05437 |
| ITALIAN LIRA | DEC. | 1 | 0.06965 |

INDICES, MARCH 1973 BASE RATES = 100

| | | | |
|-----------------|------|---|--------|
| GERMAN MARK | DEC. | 1 | 113.41 |
| JAPANESE YEN | DEC. | 1 | 104.91 |
| DUTCH GUILDER | DEC. | 1 | 105.05 |
| U.K. POUND | DEC. | 1 | 65.31 |
| CANADIAN DOLLAR | DEC. | 1 | 80.47 |
| FRENCH FRANC | DEC. | 1 | 64.25 |
| SWISS FRANC | DEC. | 1 | 151.18 |
| BELGIAN FRANC | DEC. | 1 | 80.95 |
| ITALIAN LIRA | DEC. | 1 | 39.56 |

WEIGHTED AVERAGE EXCHANGE VALUE INDICES, MAR 1973 = 100
(G-10 COUNTRIES PLUS SWITZERLAND)

| | | | |
|-----------------|------|---|--------|
| U. S. DOLLAR | DEC. | 1 | 121.64 |
| GERMAN MARK | DEC. | 1 | 139.78 |
| JAPANESE YEN | DEC. | 1 | 125.39 |
| DUTCH GUILDER | DEC. | 1 | 124.30 |
| U.K. POUND | DEC. | 1 | 74.08 |
| CANADIAN DOLLAR | DEC. | 1 | 93.42 |
| FRENCH FRANC | DEC. | 1 | 72.52 |
| SWISS FRANC | DEC. | 1 | 179.28 |
| BELGIAN FRANC | DEC. | 1 | 94.16 |
| ITALIAN LIRA | DEC. | 1 | 43.51 |
| SWEDISH KRONA | DEC. | 1 | 68.80 |

CHART 2. 3-MONTH FORWARD EXCHANGE RATES, PREMIUM OR DISCOUNT

| | | | |
|-----------------|------|---|--------|
| CANADIAN DOLLAR | DEC. | 1 | -1.53 |
| U.K. POUND | DEC. | 1 | -0.10 |
| GERMAN MARK | DEC. | 1 | 2.76 |
| FRENCH FRANC | DEC. | 1 | -9.34 |
| SWISS FRANC | DEC. | 1 | 5.77 |
| DUTCH GUILDER | DEC. | 1 | 3.16 |
| JAPANESE YEN | DEC. | 1 | 2.49 |
| ITALIAN LIRA | DEC. | 1 | -14.31 |

| SERIES NAME | LAST VALUE PLOTTED DATE | VALUE |
|---|----------------------------|--------|
| CHART 3. GOLD PRICE IN LONDON, AFTERNOON FIXING | | |
| U.S. DOLLARS PER FINE OUNCE | DEC. 1 | 427.70 |
| CHART 4. CALL MONEY RATES | | |
| U.S. FEDERAL FUNDS | DEC. 1 | 8.69 |
| OVERNIGHT EURO-DOLLAR DEPOSITS | DEC. 1 | 8.77 |
| U.K. 2-DAY LOCAL AUTHORITY DEPOSITS | NOV. 26 | 10.00 |
| CANADA | NOV. 12 | 11.84 |
| GERMANY | NOV. 26 | 6.95 |
| EURO-DM | NOV. 5 | 6.94 |
| JAPAN | NOV. 26 | 6.63 |
| FRANCE | NOV. 26 | 13.00 |
| NETHERLANDS | JAN. 1 | 10.30 |
| EURO-SWISS FRANC | NOV. 5 | 1.85 |
| CHART 5. 3-MONTH INTEREST RATES | | |
| U.S. 90-DAY CD'S, SECONDARY MARKET | DEC. 1 | 8.75 |
| GERMAN INTERBANK LOAN | DEC. 1 | 7.25 |
| JAPANESE BANK LOANS & DISCOUNTS | DEC. 1 | 7.13 |
| CANADIAN FINANCE PAPER | DEC. 1 | 10.98 |
| INTERBANK STERLING | DEC. 1 | 9.94 |
| SWISS INTERBANK LOAN | DEC. 1 | 4.00 |
| WEIGHTED AVERAGE FOREIGN INTEREST RATE (G-10 COUNTRIES PLUS SWITZERLAND) | DEC. 1 | 9.46 |
| CHART 6. EURO-DOLLAR DEPOSIT RATES: LONDON | | |
| OVERNIGHT | DEC. 1 | 8.77 |
| 7-DAY | DEC. 1 | 8.91 |
| 1-MONTH | DEC. 1 | 9.24 |
| 3-MONTH | DEC. 1 | 9.76 |
| 6-MONTH | DEC. 1 | 10.06 |
| 1-YEAR | DEC. 1 | 10.29 |
| CHART 7. SELECTED EURO-DOLLAR AND U.S. MONEY MARKET RATES | | |
| OVERNIGHT EURO-DOLLAR DEPOSITS | DEC. 1 | 8.77 |
| U.S. FEDERAL FUNDS | DEC. 1 | 8.69 |
| DIFFERENTIAL ADJ. FOR RESERVE REQUIREMENTS | DEC. 1 | 0.08 |
| 3-MONTH EURO-DOLLAR DEPOSIT RATE | DEC. 1 | 9.76 |
| U.S. 90-DAY CD'S, SECONDARY MARKET | DEC. 1 | 8.75 |
| DIFFERENTIAL | DEC. 1 | 1.01 |

LAST VALUE PLOTTED
DATE VALUE

SERIES NAME

CHART 8. INTEREST ARBITRAGE, 3-MONTH FUNDS

| | | |
|--------------------------------------|--------|-------|
| EURO-DOLLAR DEPOSIT | DEC. 1 | 9.76 |
| INTERBANK STERLING (LONDON), COVERED | DEC. 1 | 9.84 |
| DIFFERENTIAL | DEC. 1 | -0.07 |
| U.S. COMMERCIAL PAPER | DEC. 1 | 8.55 |
| CANADIAN FINANCE PAPER, COVERED | DEC. 1 | 9.44 |
| DIFFERENTIAL | DEC. 1 | -0.89 |
| EURO-DOLLAR DEPOSIT | DEC. 1 | 9.76 |
| INTERBANK DM (FRANKFURT), COVERED | DEC. 1 | 10.06 |
| DIFFERENTIAL | DEC. 1 | -0.30 |
| EURO-DOLLAR DEPOSIT | DEC. 1 | 9.76 |
| SWISS INTERBANK, COVERED | DEC. 1 | 9.83 |
| DIFFERENTIAL | DEC. 1 | -0.06 |

CHART 9. LONG TERM GOVERNMENT BOND YIELDS

| | | |
|-----------------|---------|-------|
| UNITED STATES | NOV. 26 | 10.52 |
| GERMANY | NOV. 5 | 8.10 |
| JAPAN (MONTHLY) | OCT. | 8.45 |
| SWITZERLAND | NOV. 12 | 4.21 |
| CANADA | OCT. 15 | 12.40 |
| FRANCE | OCT. 8 | 15.70 |
| NETHERLANDS | JAN. 1 | 11.12 |
| UNITED KINGDOM | NOV. 26 | 10.68 |

U. S. CORPORATE

| | | |
|-------------------|-------|-------|
| AAA BONDS | OCT. | 12.12 |
| EURO-DOLLAR BONDS | SEPT. | 12.92 |

CHART 10. STOCK INDICES

| | | |
|----------------|---------|--------|
| UNITED STATES | NOV. 24 | 137.70 |
| UNITED KINGDOM | NOV. 24 | 135.28 |
| CANADA | NOV. 24 | 178.69 |
| GERMANY | NOV. 24 | 102.07 |
| SWITZERLAND | NOV. 24 | 88.77 |
| NETHERLANDS | NOV. 24 | 32.00 |
| FRANCE | NOV. 24 | 101.73 |
| JAPAN | NOV. 24 | 152.74 |

FEDERAL RESERVE statistical release



H. 10 (512)

FOREIGN EXCHANGE RATES

DECEMBER 6, 1982

FOR THE WEEK ENDING DECEMBER 3, 1982

The Board of Governors of the Federal Reserve System is advised that the Federal Reserve Bank of New York has certified for customs purposes the following buying rate in New York City for cable transfers payable in foreign currencies:

| COUNTRY | MONETARY UNIT | (CURRENCY UNITS PER DOLLAR) | | | | |
|-----------------|---------------|-----------------------------|----------|----------|----------|----------|
| | | NOV. 29 | NOV. 30 | DEC. 1 | DEC. 2 | DEC. 3 |
| ARGENTINA | PESO | 39200.00 | 39200.00 | 39200.00 | 39200.00 | 43840.00 |
| *AUSTRALIA | DOLLAR | 95.55 | 95.79 | 95.90 | 96.17 | 96.26 |
| AUSTRIA | SCHILLING | 17.520 | 17.460 | 17.290 | 17.220 | 17.100 |
| BELGIUM | FRANC | 48.720 | 48.440 | 48.550 | 48.070 | 47.610 |
| BRAZIL | CRUZEIRO | 237.25 | 237.25 | 237.35 | 237.35 | 237.25 |
| CANADA | DOLLAR | 1.2398 | 1.2373 | 1.2393 | 1.2407 | 1.2359 |
| CHILE | PESO | 70.120 | 70.120 | 70.120 | 70.120 | 74.000 |
| CHINA, P. R. | YUAN | 1.9906 | 1.9906 | 1.9687 | 1.9687 | 1.9569 |
| COLOMBIA | PESO | 68.700 | 68.700 | 68.700 | 68.700 | 69.200 |
| DENMARK | KRONE | 8.7350 | 8.6700 | 8.6950 | 8.6000 | 8.5425 |
| FINLAND | MARKKA | 5.4515 | 5.4370 | 5.3920 | 5.3800 | 5.3475 |
| FRANCE | FRANC | 7.0260 | 6.9730 | 6.9700 | 6.9210 | 6.8825 |
| GERMANY | D. MARK | 2.4845 | 2.4650 | 2.4665 | 2.4480 | 2.4260 |
| GREECE | DRACHMA | 71.500 | 71.400 | 70.630 | 71.150 | 70.300 |
| HONG KONG | DOLLAR | 6.6555 | 6.6700 | 6.6400 | 6.6300 | 6.5975 |
| INDIA | RUPEE | 9.7700 | 9.7400 | 9.6500 | 9.6500 | 9.6300 |
| INDONESIA | RUPIAH | 683.50 | 683.50 | 683.50 | 683.50 | 685.75 |
| IRAN | RIAL | NA | NA | NA | NA | NA |
| *IRELAND | POUND | 135.90 | 136.55 | 135.70 | 137.05 | 137.55 |
| ISRAEL | SHEKEL | 31.650 | 31.650 | 31.650 | 32.380 | 32.380 |
| ITALY | LIRA | 1435.00 | 1427.50 | 1429.00 | 1418.00 | 1410.00 |
| JAPAN | YEN | 250.35 | 249.20 | 248.60 | 248.10 | 246.60 |
| MALAYSIA | DOLLAR | 2.3640 | 2.3640 | 2.3630 | 2.3635 | 2.3655 |
| MEXICO | PESO | 135.0000 | 135.0000 | 132.0000 | 128.0000 | 135.0000 |
| NETHERLANDS | GUILDER | 2.7360 | 2.7215 | 2.7170 | 2.6960 | 2.6770 |
| *NEW ZEALAND | DOLLAR | 71.800 | 71.900 | 72.150 | 72.350 | 72.500 |
| NORWAY | KRONE | 7.0650 | 7.0250 | 7.0350 | 6.9500 | 6.9150 |
| PERU | SOL | 901.89 | 901.89 | 901.89 | 901.89 | 914.87 |
| PHILIPPINES | PESO | 8.9000 | 8.9000 | 8.9000 | 8.9000 | 8.9900 |
| PORTUGAL | ESCUDO | 91.900 | 92.200 | 91.800 | 92.000 | 90.500 |
| SINGAPORE | DOLLAR | 2.2030 | 2.2020 | 2.1925 | 2.1910 | 2.1865 |
| *SOUTH AFRICA | RAND | 89.97 | 90.15 | 90.93 | 90.95 | 91.65 |
| SOUTH KOREA | WON | 745.65 | 745.65 | 745.65 | 745.65 | 745.65 |
| SPAIN | PESETA | 118.440 | 118.150 | 117.500 | 118.390 | 117.100 |
| SRI LANKA | RUPEE | 21.100 | 21.100 | 21.100 | 21.100 | 21.160 |
| SWEDEN | KRONA | 7.4400 | 7.3780 | 7.3950 | 7.3300 | 7.3150 |
| SWITZERLAND | FRANC | 2.1330 | 2.1175 | 2.1110 | 2.0975 | 2.0760 |
| THAILAND | BAHT | 23.000 | 23.000 | 23.000 | 23.000 | 23.000 |
| *UNITED KINGDOM | POUND | 160.62 | 163.20 | 162.85 | 163.65 | 164.10 |
| VENEZUELA | BOLIVAR | 4.2980 | 4.2980 | 4.2980 | 4.2980 | 4.2970 |

* VALUE IN U. S. CENTS