

(516/517)

DATA FILE
LIBRARY
FEDERAL RESERVE BANK
OF ST. LOUIS

LIBRARY
NOV 29 1982
FEDERAL RESERVE
BANK OF ST. LOUIS

Selected Interest & Exchange Rates

Weekly Series of Charts

November 22, 1982

Prepared by the
FINANCIAL MARKETS
SECTION

DIVISION OF
INTERNATIONAL FINANCE

BOARD OF GOVERNORS
FEDERAL RESERVE SYSTEM
Washington, D.C. 20551

Table of Contents

TABLES

1. LATEST FIGURES PLOTTED
2. DAILY CERTIFIED SPOT EXCHANGE RATES--
H.10 RELEASE

CHARTS

1. SPOT EXCHANGE RATE INDICES
2. 3-MONTH FORWARD EXCHANGE RATES
3. GOLD PRICE--LONDON
4. CALL MONEY RATES
5. 3-MONTH INTEREST RATES
6. EURO-DOLLAR DEPOSIT RATES
7. SELECTED EURO-DOLLAR AND
U.S. MONEY MARKET RATES
8. INTEREST ARBITRAGE: 3-MONTH FUNDS
9. LONG-TERM GOVERNMENT BOND YIELDS
10. INDUSTRIAL STOCK INDICES

SUBSCRIPTION RATES:

Weekly \$15.00 per year or \$.40 each in the United States, its possessions, Canada, and Mexico; 12 issues more of the same issue to one address, \$13.50 per year or \$.35 each. Elsewhere, \$20.00 per year or \$.50 each. Address requests to Publications Services, Division of Administrative Services, and make payment by remittance payable to the order of the Board of Governors of the Federal Reserve System in a form collectible at par in U.S. Currency.

CHART 1

SPOT EXCHANGE INDICES

DOLLAR PRICES OF FOREIGN CURRENCIES AND WEIGHTED AVERAGE VALUES (THIN LINE)
AVERAGES FOR WEEK ENDING WEDNESDAY

RATIO SCALE
MARCH 1973=100

RATIO SCALE
MARCH 1973=100

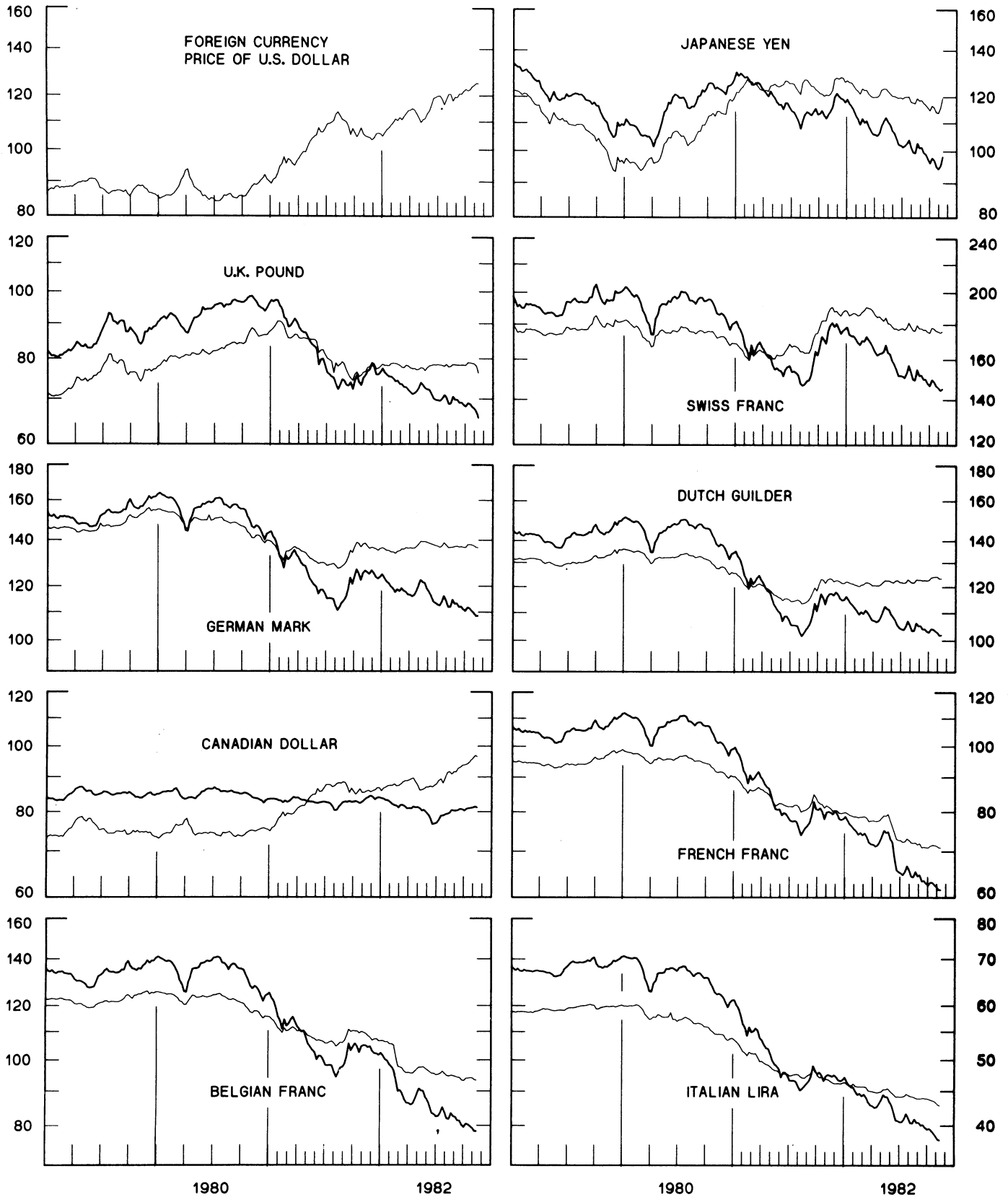


CHART 2
3-MONTH FORWARD EXCHANGE RATES
 PREMIUM (+) OR (-)
 AVERAGES FOR WEEK ENDING WEDNESDAY

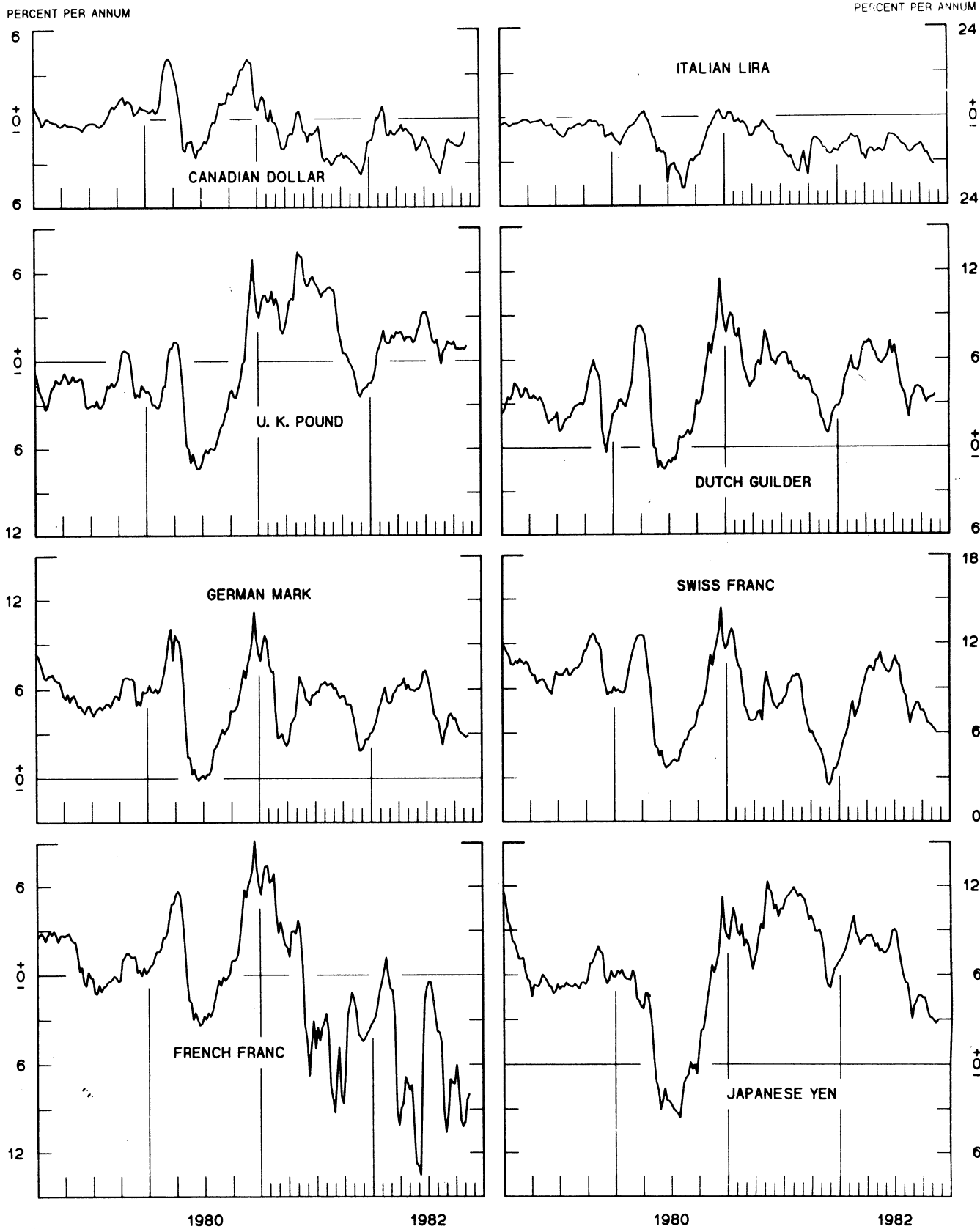
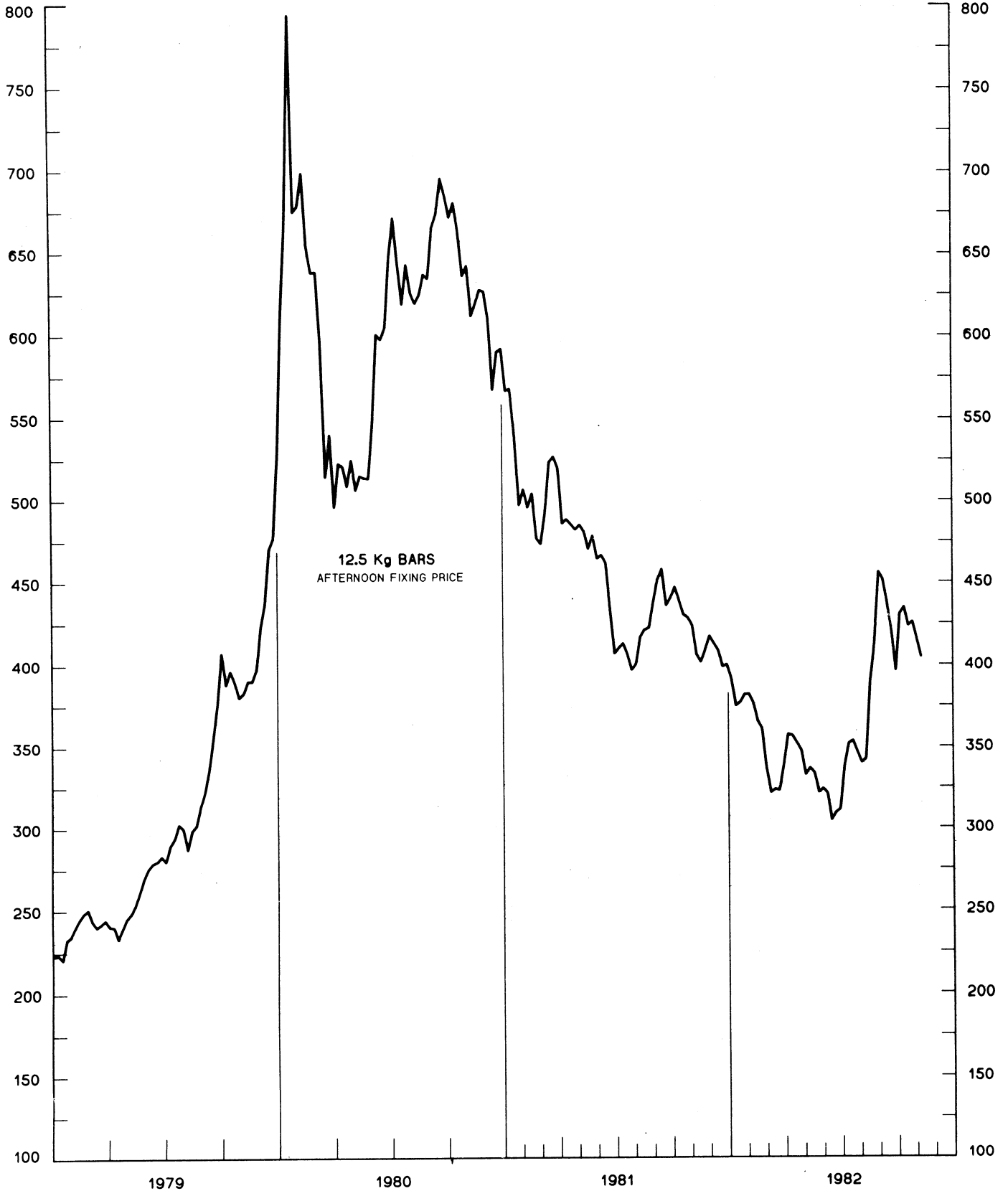


CHART 3
PRICE OF GOLD IN LONDON
AVERAGES FOR WEEK ENDING WEDNESDAY

U.S. DOLLARS PER FINE OUNCE

U.S. DOLLARS PER FINE OUNCE

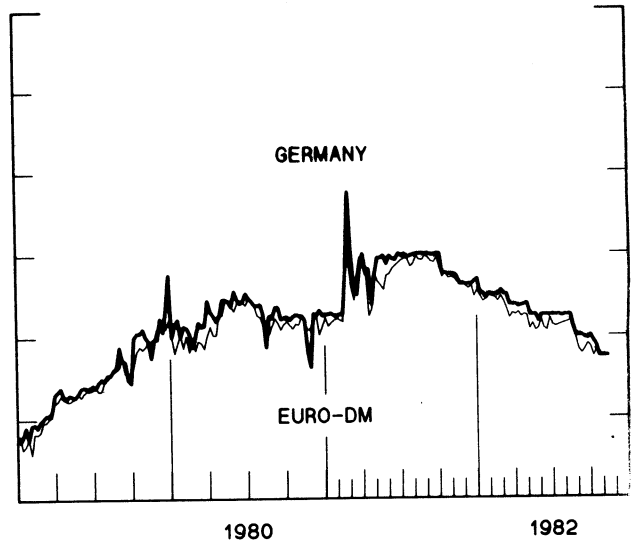
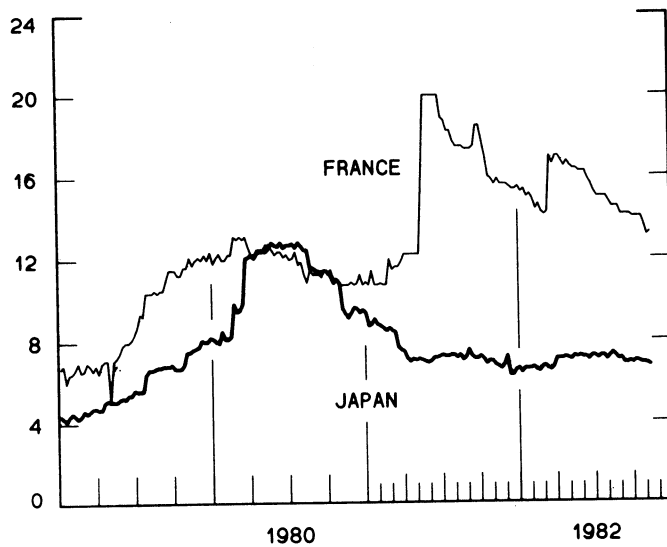
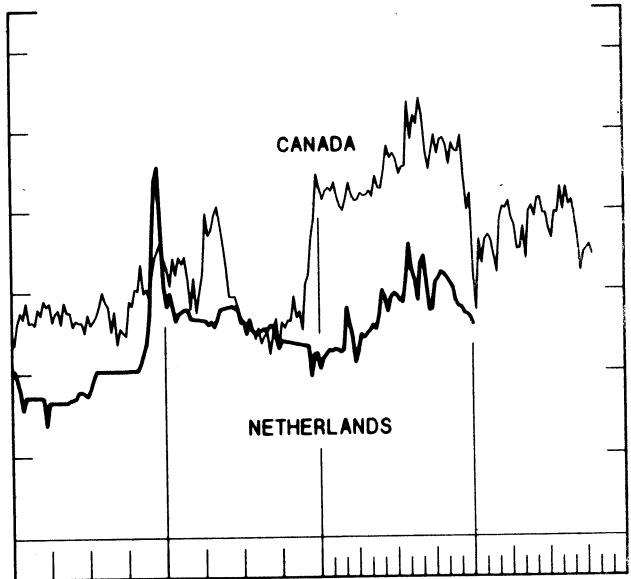
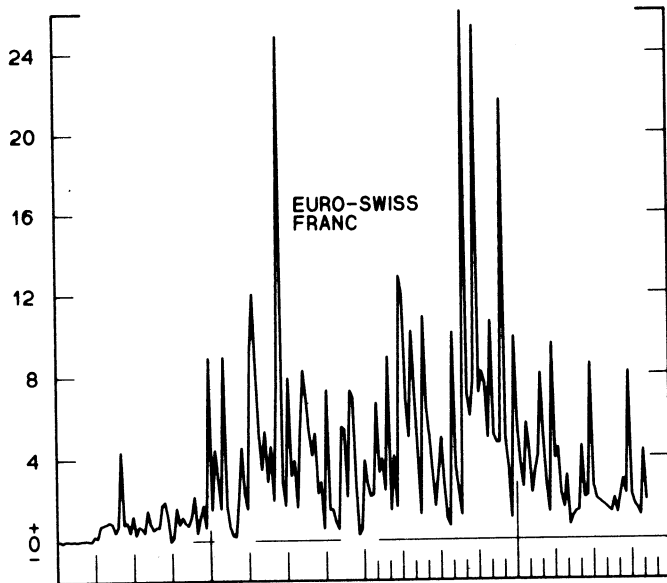
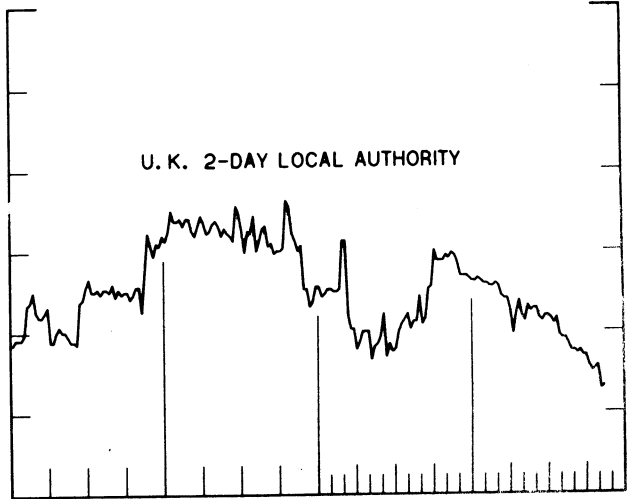
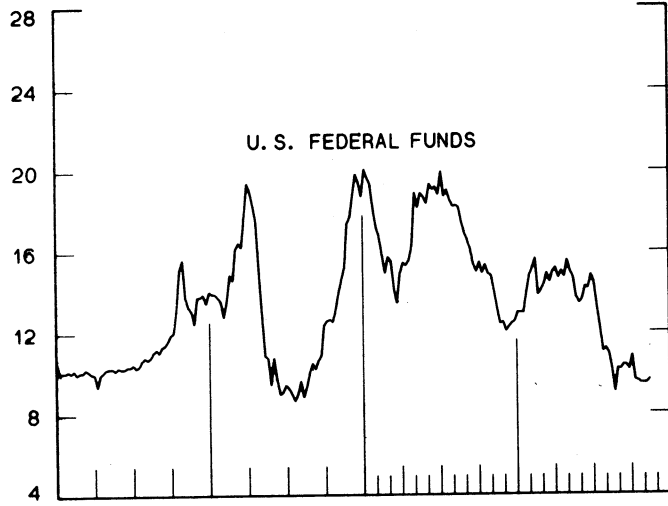


12.5 Kg BARS
AFTERNOON FIXING PRICE

CHART 4
CALL MONEY RATES
WEEKLY SERIES

PERCENT PER ANNUM

PERCENT PER ANNUM



1980 1982

1980 1982

1982

CHART 5
3-MONTH INTEREST RATES
 WEEKLY SERIES

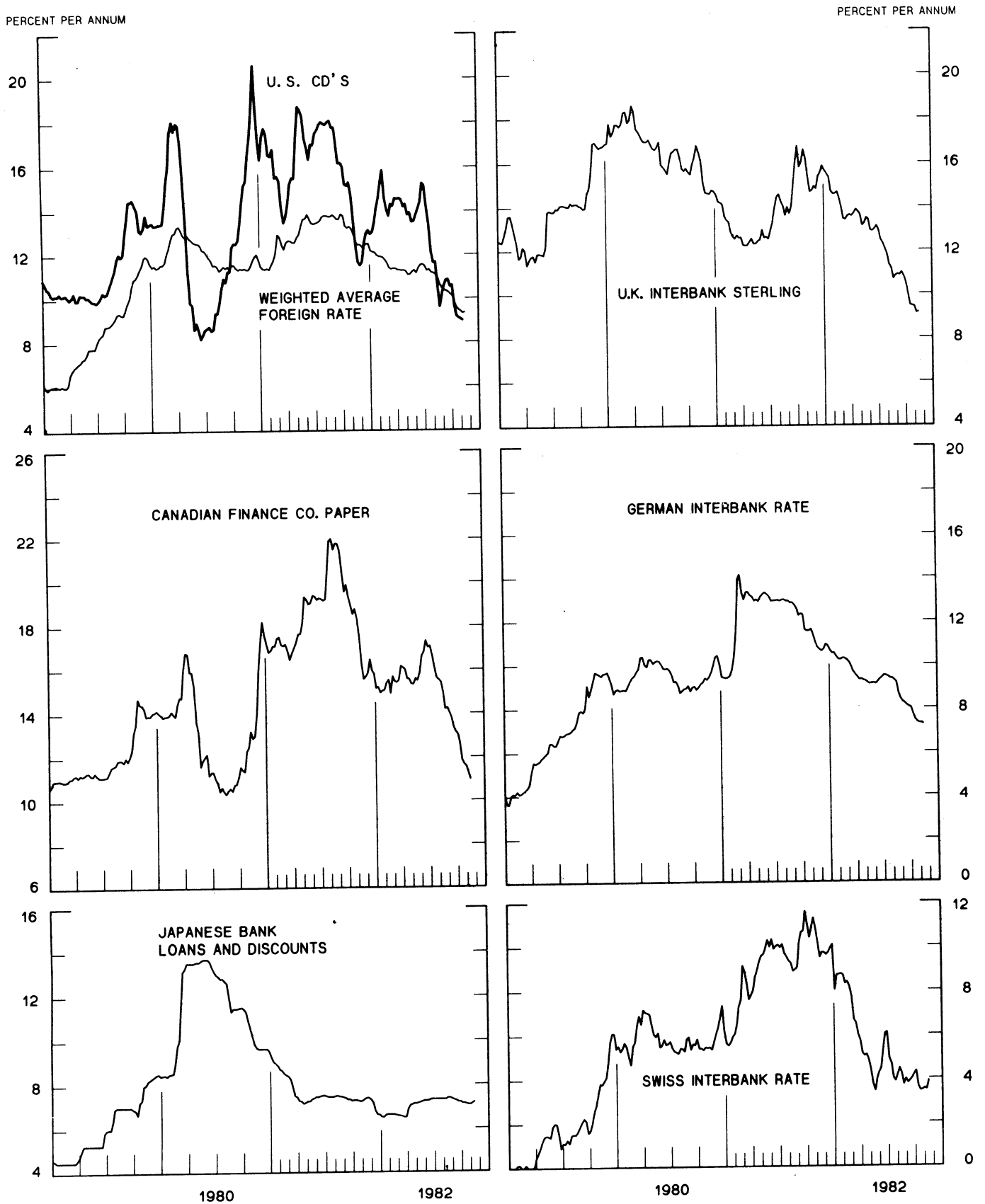


CHART 6
EURO-DOLLAR DEPOSIT RATES LONDON
 AVERAGES FOR WEEK ENDING WEDNESDAY

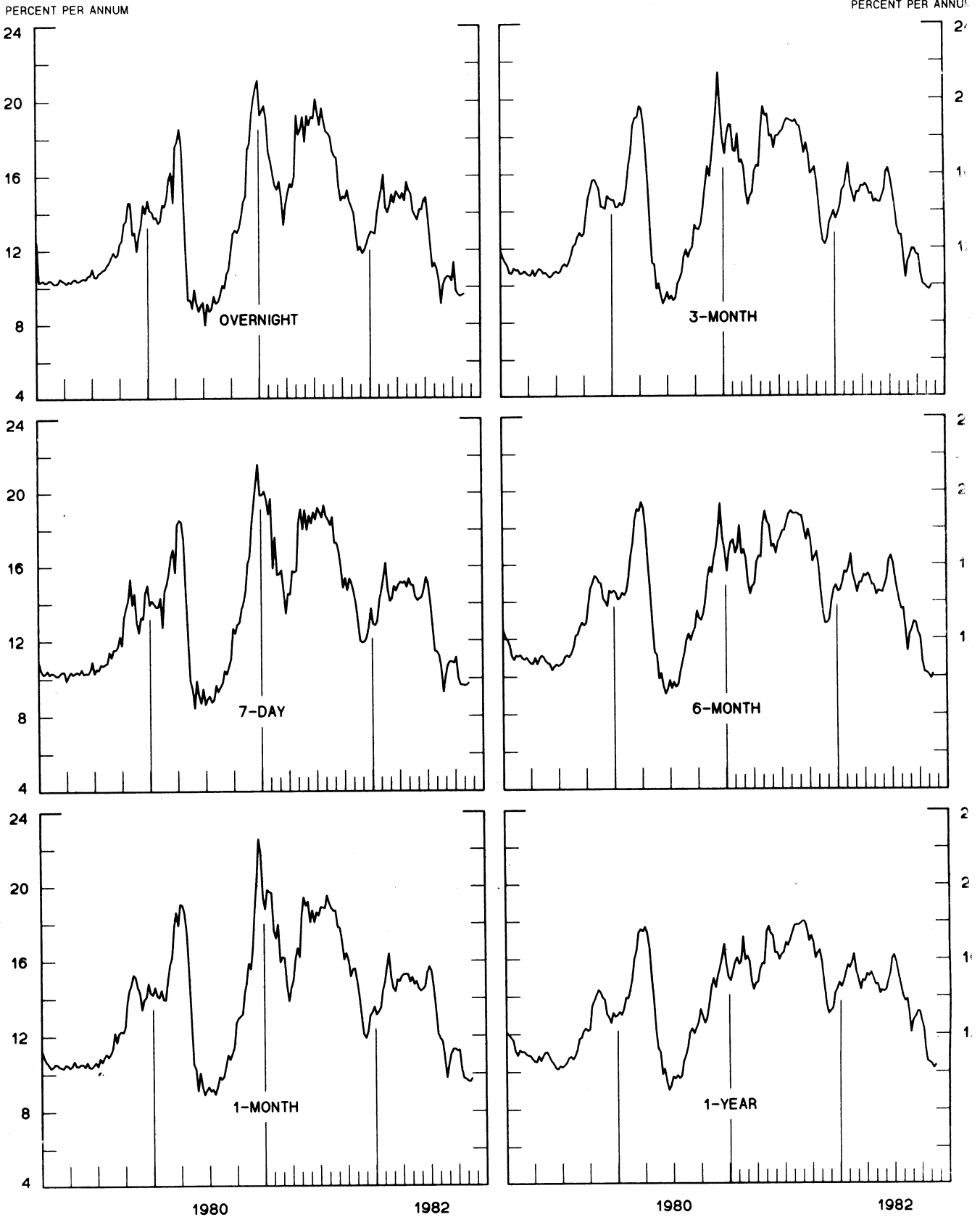
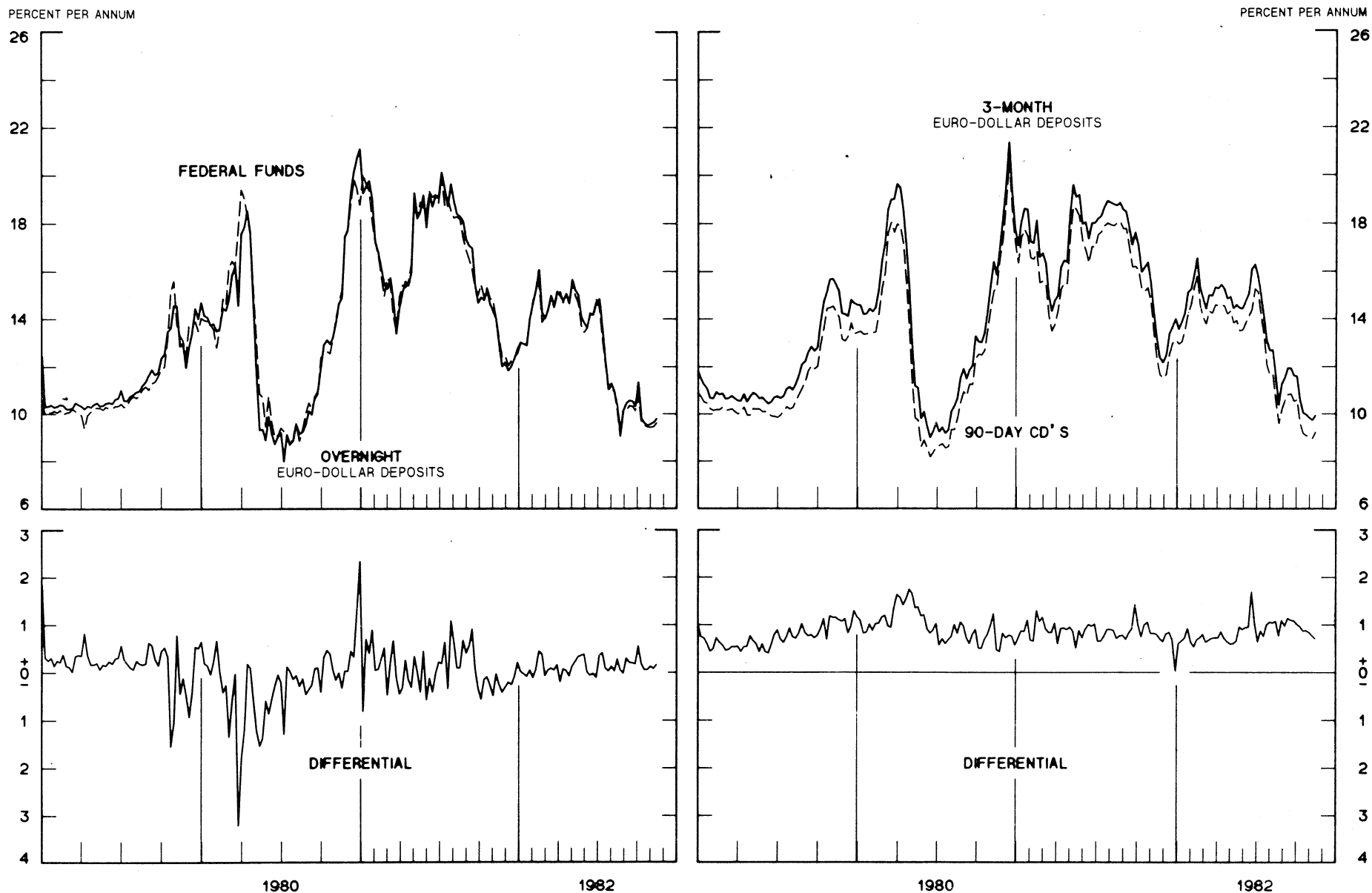


CHART 7

SELECTED EURO-DOLLAR AND U. S. MONEY MARKET RATES

DIFFERENTIAL: PLUS(+), FAVORS BORROWING IN U. S.
AVERAGES FOR WEEK ENDING WEDNESDAY



1 PERCENT ON DIFFERENTIAL SCALE = 2 PERCENT ON RATE SCALE

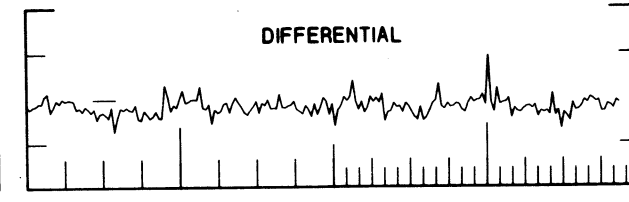
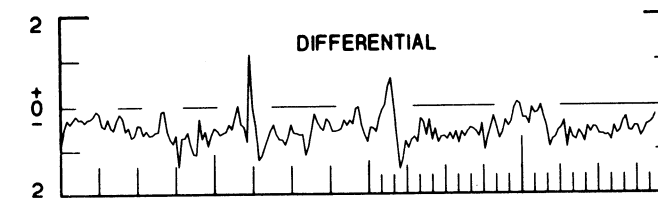
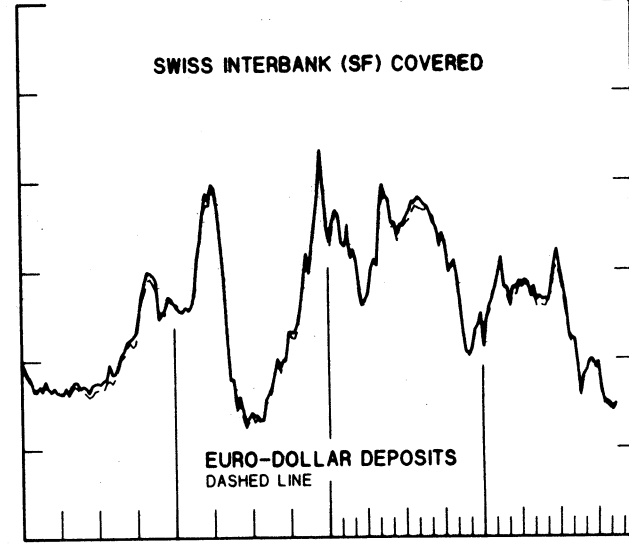
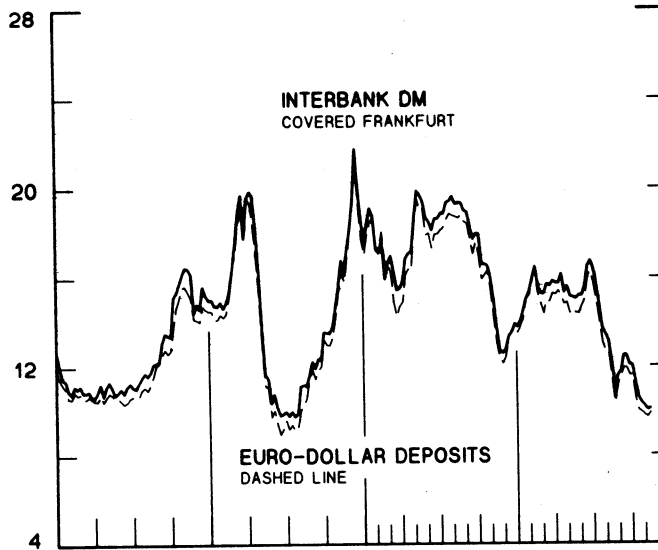
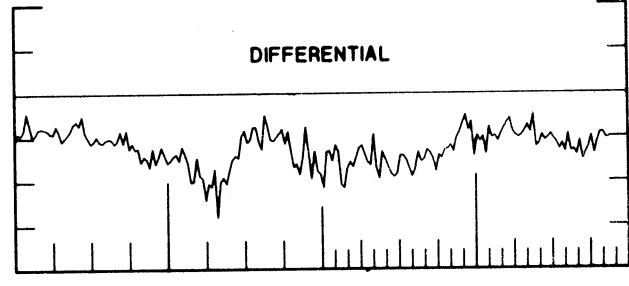
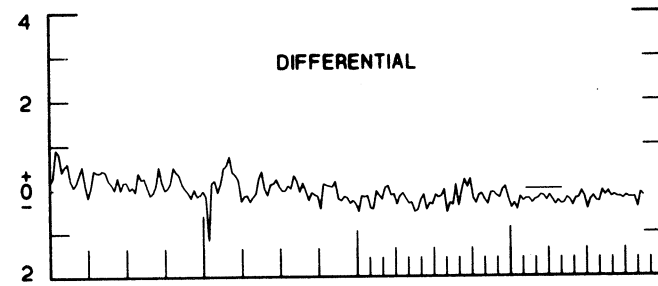
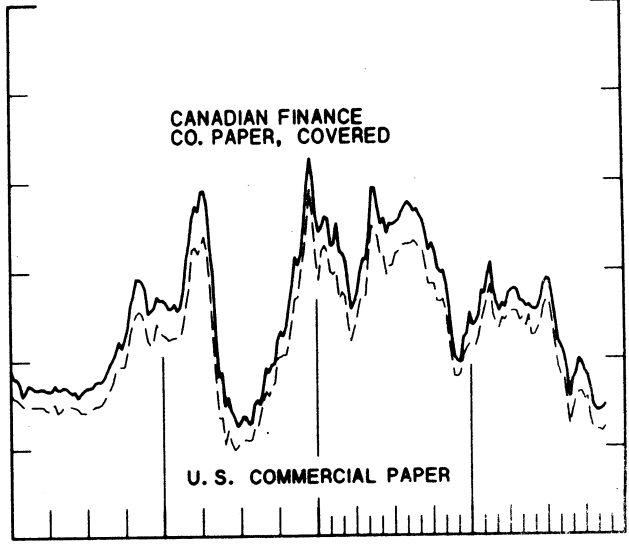
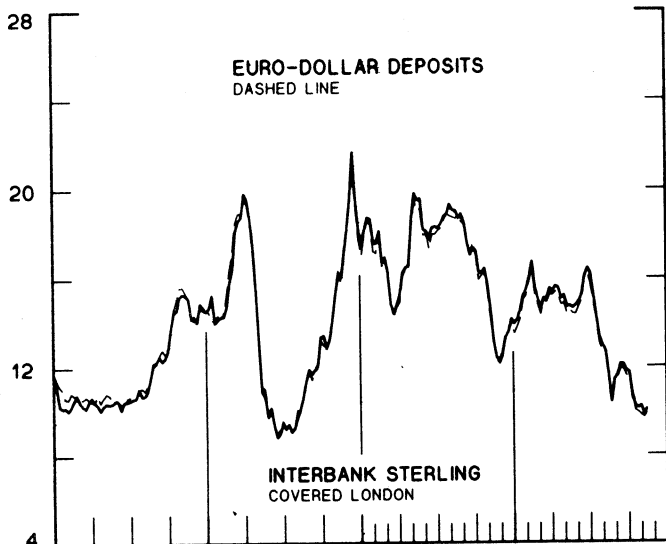
CHART 8

INTEREST ARBITRAGE: 3-MONTH FUNDS

DIFFERENTIAL: PLUS(+), INDICATES FAVOR DOLLAR ASSETS
AVERAGES FOR WEEK ENDING WEDNESDAY

PERCENT PER ANNUM

PERCENT PER ANNUM



1980

1982

1980

1982

1 PERCENT ON DIFFERENTIAL SCALE = 2 PERCENT ON RATE SCALE

CHART 9
LONG-TERM GOVERNMENT BOND YIELDS
 WEEKLY SERIES

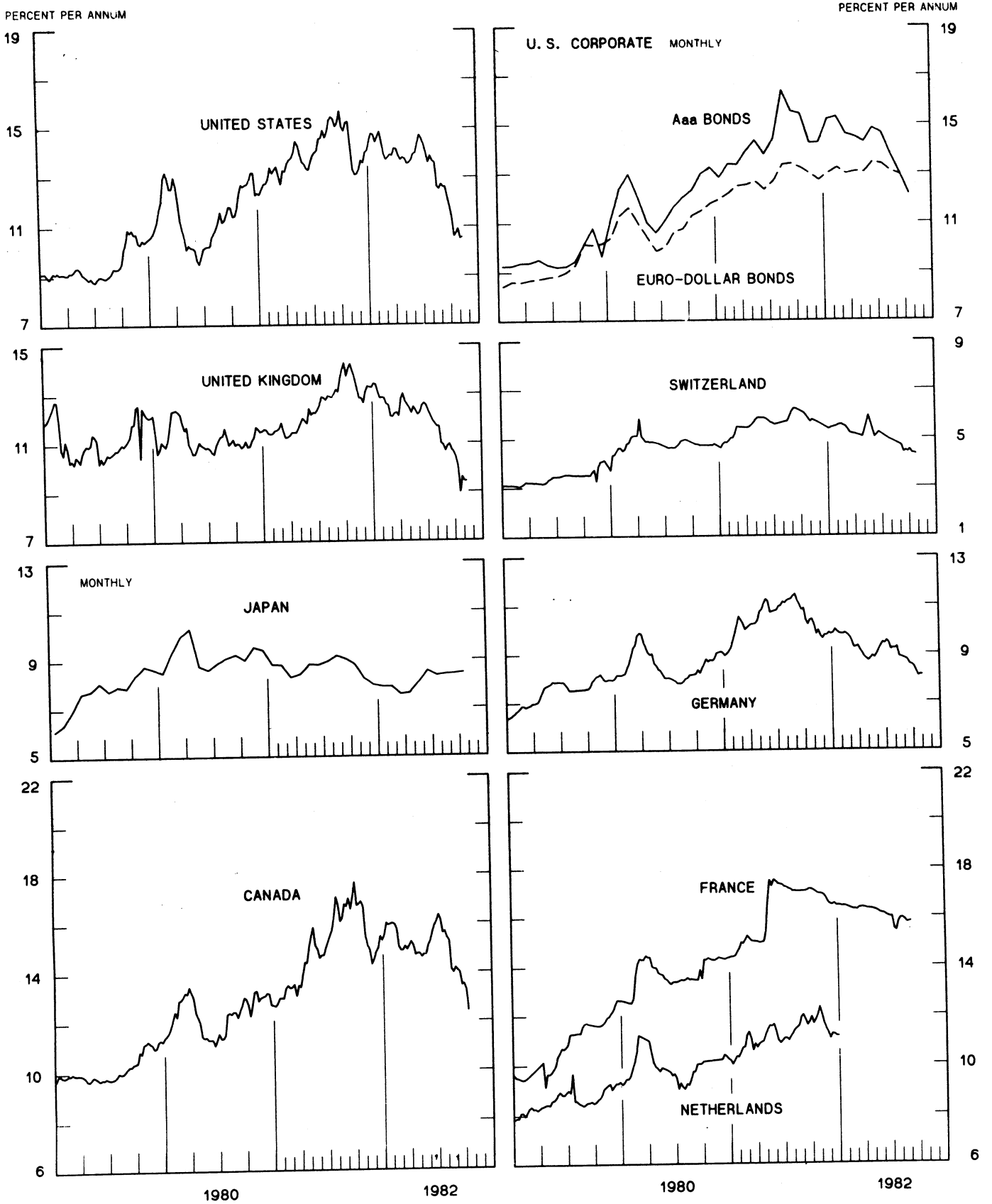
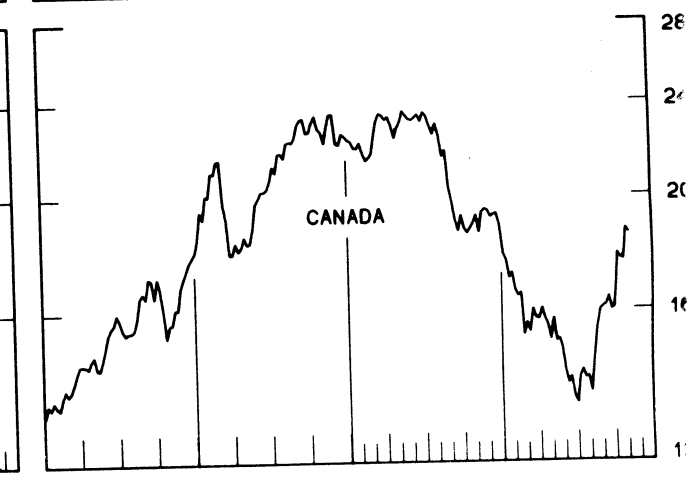
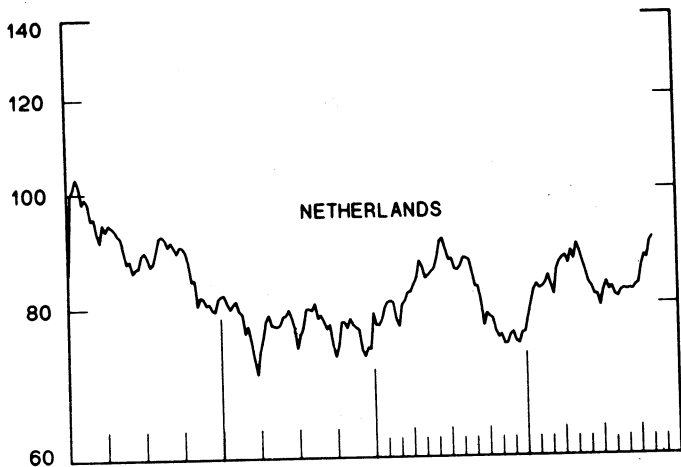
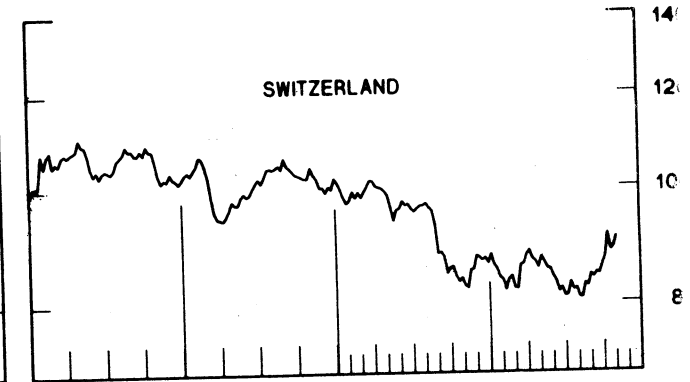
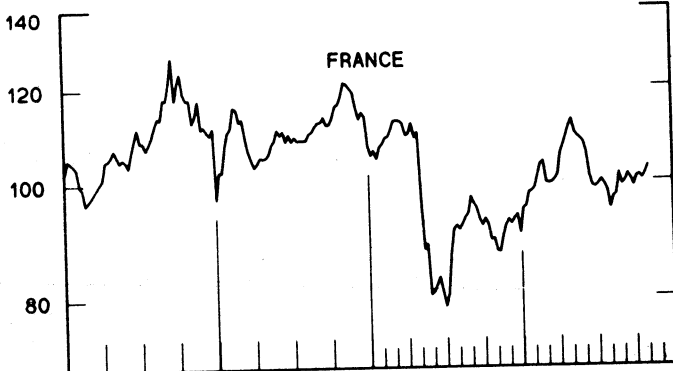
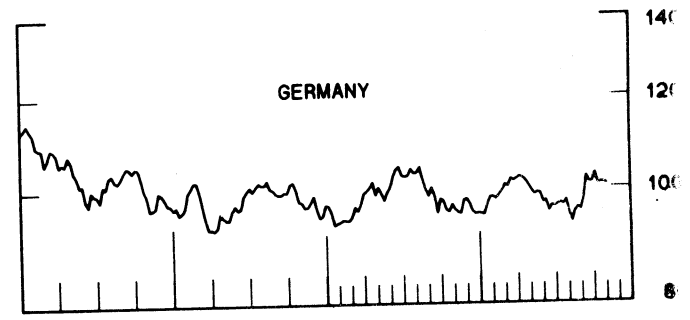
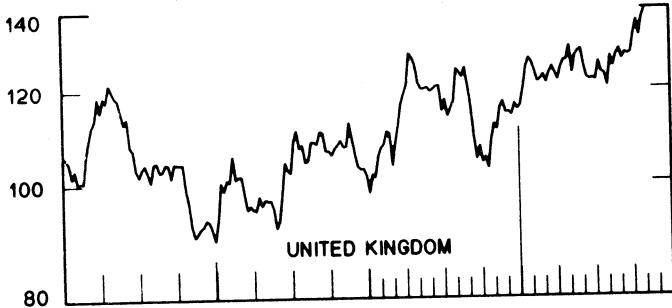
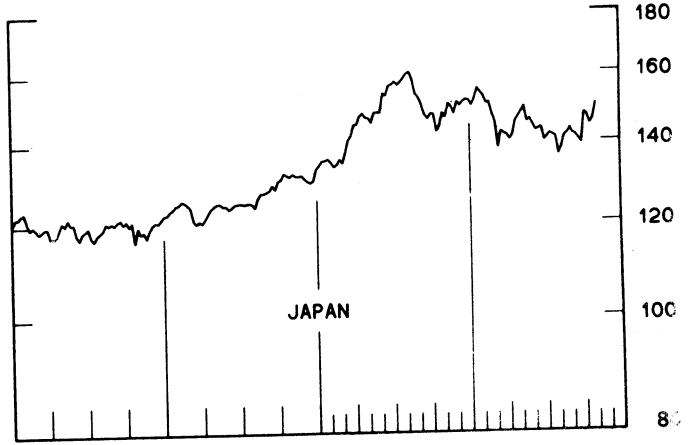
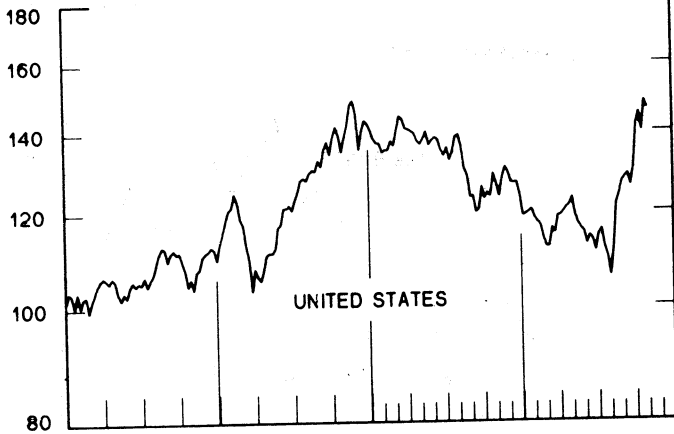


CHART 10
INDUSTRIAL STOCK INDICES
 WEEKLY SERIES

RATIO SCALE
 1969=100

RATIO SCALE
 1969=100



1980

1982

1980

1982

SERIES NAME

LAST VALUE PLOTTED
DATE VALUE

CHART 1. SPOT EXCHANGE RATES AND INDICES

WEEKLY AVERAGES, NOON BUYING RATES (U.S. CENTS)

GERMAN MARK	NOV. 17	38.75
JAPANESE YEN	NOV. 17	0.37637
DUTCH GUILDER	NOV. 17	35.67
U.K. POUND	NOV. 17	162.63
CANADIAN DOLLAR	NOV. 17	81.63
FRENCH FRANC	NOV. 17	13.72
SWISS FRANC	NOV. 17	45.25
BELGIAN FRANC	NOV. 17	2.00031
ITALIAN LIRA	NOV. 17	0.06741

INDICES, MARCH 1973 BASE RATES = 100

GERMAN MARK	NOV. 17	109.01
JAPANESE YEN	NOV. 17	98.55
DUTCH GUILDER	NOV. 17	102.39
U.K. POUND	NOV. 17	65.78
CANADIAN DOLLAR	NOV. 17	81.36
FRENCH FRANC	NOV. 17	61.80
SWISS FRANC	NOV. 17	145.58
BELGIAN FRANC	NOV. 17	78.82
ITALIAN LIRA	NOV. 17	38.29

WEIGHTED AVERAGE EXCHANGE VALUE INDICES, MAR 1973 = 100
(G-10 COUNTRIES PLUS SWITZERLAND)

U.S. DOLLAR	NOV. 17	125.20
GERMAN MARK	NOV. 17	136.98
JAPANESE YEN	NOV. 17	119.92
DUTCH GUILDER	NOV. 17	123.91
U.K. POUND	NOV. 17	76.56
CANADIAN DOLLAR	NOV. 17	96.88
FRENCH FRANC	NOV. 17	71.23
SWISS FRANC	NOV. 17	176.52
BELGIAN FRANC	NOV. 17	93.77
ITALIAN LIRA	NOV. 17	43.04
SWEDISH KRONA	NOV. 17	69.10

CHART 2. 3-MONTH FORWARD EXCHANGE RATES, PREMIUM OR DISCOUNT

CANADIAN DOLLAR	NOV. 17	-0.98
U.K. POUND	NOV. 17	0.95
GERMAN MARK	NOV. 17	2.86
FRENCH FRANC	NOV. 17	-7.95
SWISS FRANC	NOV. 17	6.08
DUTCH GUILDER	NOV. 17	3.54
JAPANESE YEN	NOV. 17	2.96
ITALIAN LIRA	NOV. 17	-13.14

SERIES NAME

LAST VALUE PLOTTED
DATE VALUE

CHART 3. GOLD PRICE IN LONDON, AFTERNOON FIXING

U.S. DOLLARS PER FINE OUNCE NOV. 17 404.45

CHART 4. CALL MONEY RATES

U.S. FEDERAL FUNDS	NOV. 17	9.61
OVERNIGHT EURO-DOLLAR DEPOSITS	NOV. 17	9.78
U.K. 2-DAY LOCAL AUTHORITY DEPOSITS	NOV. 12	9.25
CANADA	OCT. 15	13.73
GERMANY	NOV. 12	7.00
EURO-DM	NOV. 5	6.94
JAPAN	NOV. 12	6.75
FRANCE	NOV. 12	13.25
NETHERLANDS	JAN. 1	10.30
EURO-SWISS FRANC	NOV. 5	1.85

CHART 5. 3-MONTH INTEREST RATES

U.S. 90-DAY CD'S, SECONDARY MARKET	NOV. 17	9.22
GERMAN INTERBANK LOAN	NOV. 17	7.21
JAPANESE BANK LOANS & DISCOUNTS	NOV. 17	7.19
CANADIAN FINANCE PAPER	NOV. 17	10.93
INTERBANK STERLING	NOV. 17	9.11
SWISS INTERBANK LOAN	NOV. 17	3.88
WEIGHTED AVERAGE FOREIGN INTEREST RATE (G-10 COUNTRIES PLUS SWITZERLAND)	NOV. 17	9.31

CHART 6. EURO-DOLLAR DEPOSIT RATES: LONDON

OVERNIGHT	NOV. 17	9.78
7-DAY	NOV. 17	9.71
1-MONTH	NOV. 17	9.73
3-MONTH	NOV. 17	9.93
6-MONTH	NOV. 17	10.10
1-YEAR	NOV. 17	10.34

CHART 7. SELECTED EURO-DOLLAR AND U.S. MONEY MARKET RATES

OVERNIGHT EURO-DOLLAR DEPOSITS	NOV. 17	9.78
U.S. FEDERAL FUNDS	NOV. 17	9.61
DIFFERENTIAL ADJ. FOR RESERVE REQUIREMENTS	NOV. 17	0.17
3-MONTH EURO-DOLLAR DEPOSIT RATE	NOV. 17	9.93
U.S. 90-DAY CD'S, SECONDARY MARKET	NOV. 17	9.22
DIFFERENTIAL	NOV. 17	0.71

SERIES NAME

LAST VALUE PLOTTED
DATE VALUE

CHART 8. INTEREST ARBITRAGE, 3-MONTH FUNDS

EURO-DOLLAR DEPOSIT	NOV. 17	9.93
INTERBANK STERLING (LONDON), COVERED	NOV. 17	10.09
DIFFERENTIAL	NOV. 17	-0.16
U.S. COMMERCIAL PAPER	NOV. 17	8.91
CANADIAN FINANCE PAPER, COVERED	NOV. 17	9.93
DIFFERENTIAL	NOV. 17	-1.02
EURO-DOLLAR DEPOSIT	NOV. 17	9.93
INTERBANK DM (FRANKFURT), COVERED	NOV. 17	10.12
DIFFERENTIAL	NOV. 17	-0.19
EURO-DOLLAR DEPOSIT	NOV. 17	9.93
SWISS INTERBANK, COVERED	NOV. 17	10.02
DIFFERENTIAL	NOV. 17	-0.09

CHART 9. LONG TERM GOVERNMENT BOND YIELDS

UNITED STATES	NOV. 12	10.53
GERMANY	NOV. 5	8.10
JAPAN (MONTHLY)	OCT.	8.45
SWITZERLAND	OCT. 29	4.30
CANADA	OCT. 15	12.40
FRANCE	SEPT. 10	15.77
NETHERLANDS	JAN. 1	11.12
UNITED KINGDOM	NOV. 12	9.42

U.S. CORPORATE

AAA BONDS	OCT.	12.12
EURO-DOLLAR BONDS	SEPT.	12.92

CHART 10. STOCK INDICES

UNITED STATES	NOV. 10	145.38
UNITED KINGDOM	NOV. 10	139.50
CANADA	NOV. 10	185.34
GERMANY	NOV. 10	100.44
SWITZERLAND	NOV. 10	90.41
NETHERLANDS	NOV. 10	90.80
FRANCE	NOV. 10	102.64
JAPAN	NOV. 10	149.57

FEDERAL RESERVE statistical release



H. 10 (512)

FOREIGN EXCHANGE RATES

NOVEMBER 22, 1982

FOR THE WEEK ENDING NOVEMBER 19, 1982

The Board of Governors of the Federal Reserve System is advised that the Federal Reserve Bank of New York has certified for customs purposes the following foreign buying rate in New York City for cable transfers payable in foreign currencies:

COUNTRY	MONETARY UNIT	(CURRENCY UNITS PER DOLLAR)				
		NOV. 15	NOV. 16	NOV. 17	NOV. 18	NOV. 19
ARGENTINA	PESO	39200.00	39200.00	39200.00	39200.00	39200.00
*AUSTRALIA	DOLLAR	93.92	94.18	94.14	94.13	94.54
AUSTRIA	SCHILLING	18.150	18.060	17.990	18.010	17.890
BELGIUM	FRANC	50.080	49.810	49.940	49.800	49.860
BRAZIL	CRUZEIRO	225.61	225.61	225.61	225.61	233.57
CANADA	DOLLAR	1.2249	1.2258	1.2259	1.2251	1.2211
CHILE	PESO	69.000	69.000	69.000	69.000	69.750
CHINA, P. R.	YUAN	2.0046	2.0046	2.0046	2.0046	2.0046
COLOMBIA	PESO	68.160	68.160	68.160	68.160	68.510
DENMARK	KRONE	9.0650	9.0050	9.0025	8.9950	8.9020
FINLAND	MARKKA	5.5610	5.5450	5.5430	5.5515	5.5245
FRANCE	FRANC	7.3080	7.2720	7.2735	7.2575	7.1975
GERMANY	D. MARK	2.5865	2.5718	2.5735	2.5685	2.5430
GREECE	DRACHMA	73.750	73.300	73.000	73.000	72.550
HONG KONG	DOLLAR	6.7000	6.7000	6.6500	6.6700	6.6400
INDIA	RUPEE	9.8200	9.8400	9.8500	9.8500	9.8100
INDONESIA	RUPIAH	683.50	683.50	683.50	683.50	683.50
IRAN	RIAL	NA	NA	NA	NA	NA
*IRELAND	POUND	131.50	132.30	132.15	132.10	133.40
ISRAEL	SHEKEL	31.460	31.460	31.440	31.440	31.440
ITALY	LIRA	1485.00	1479.00	1480.00	1479.00	1466.00
JAPAN	YEN	267.35	263.70	263.30	262.70	257.85
MALAYSIA	DOLLAR	2.3675	2.3680	2.3620	2.3640	2.3630
MEXICO	PESO	128.0000	135.0000	135.0000	140.0000	135.0000
NETHERLANDS	GUILDER	2.8100	2.7960	2.7915	2.7950	2.7770
*NEW ZEALAND	DOLLAR	70.900	71.150	70.800	70.950	71.300
NORWAY	KRONE	7.3000	7.2650	7.3075	7.2950	7.2280
PERU	SOL	878.08	878.08	878.08	878.08	891.42
PHILIPPINES	PESO	8.8740	8.8740	8.8740	8.8740	8.8960
PORTUGAL	ESCUDO	92.400	92.100	91.750	92.800	92.550
SINGAPORE	DOLLAR	2.2175	2.2160	2.2120	2.2120	2.2195
*SOUTH AFRICA	RAND	87.25	87.60	87.50	87.95	88.65
SOUTH KOREA	WON	745.65	745.65	745.65	745.65	745.65
SPAIN	PESETA	120.550	120.200	120.100	119.980	119.200
SRI LANKA	RUPEE	21.030	21.030	21.030	21.030	21.030
SWEDEN	KRONA	7.5550	7.5450	7.5750	7.5750	7.5120
SWITZERLAND	FRANC	2.2200	2.1925	2.2035	2.1985	2.1815
THAILAND	BAHT	23.000	23.000	23.000	23.000	23.000
*UNITED KINGDOM	POUND	163.15	162.05	160.15	160.30	161.95
VENEZUELA	BOLIVAR	4.3000	4.3000	4.3000	4.3000	4.3000

* VALUE IN U.S. CENTS