

S-440

(516/517)

DATA FILE
LIBRARY
FEDERAL RESERVE BANK
OF CHICAGO

LIBRARY
SEP 17 1982
FEDERAL RESERVE
BANK OF CHICAGO

Selected Interest & Exchange Rates

Weekly Series of Charts

September 13, 1982

Prepared by the
FINANCIAL MARKETS
SECTION

DIVISION OF
INTERNATIONAL FINANCE

BOARD OF GOVERNORS
FEDERAL RESERVE SYSTEM
Washington, D.C. 20551

Table of Contents

TABLES

1. LATEST FIGURES PLOTTED
2. DAILY CERTIFIED SPOT EXCHANGE RATES--
H.10 RELEASE

CHARTS

1. SPOT EXCHANGE RATE INDICES
2. 3-MONTH FORWARD EXCHANGE RATES
3. GOLD PRICE--LONDON
4. CALL MONEY RATES
5. 3-MONTH INTEREST RATES
6. EURO-DOLLAR DEPOSIT RATES
7. SELECTED EURO-DOLLAR AND U.S. MONEY MARKET RATES
8. INTEREST ARBITRAGE: 3-MONTH FUNDS
9. LONG-TERM GOVERNMENT BOND YIELDS
10. INDUSTRIAL STOCK INDICES

SUBSCRIPTION RATES:

Weekly \$15.00 per year or \$.40 each in the United States, its possessions, Canada, and Mexico; 10 or more of the same issue to one address, \$13.50 per year or \$.35 each. Elsewhere, \$20.00 per year or \$.50 each. Address requests to Publications Services, Division of Administrative Services, and make payment remittance payable to the order of the Board of Governors of the Federal Reserve System in a form collectible at par in U.S. Currency.

CHART 1

SPOT EXCHANGE INDICES

DOLLAR PRICES OF FOREIGN CURRENCIES AND WEIGHTED AVERAGE VALUES (THIN LINE)
AVERAGES FOR WEEK ENDING WEDNESDAY

RATIO SCALE
MARCH 1973=100

RATIO SCALE
MARCH 1973=100

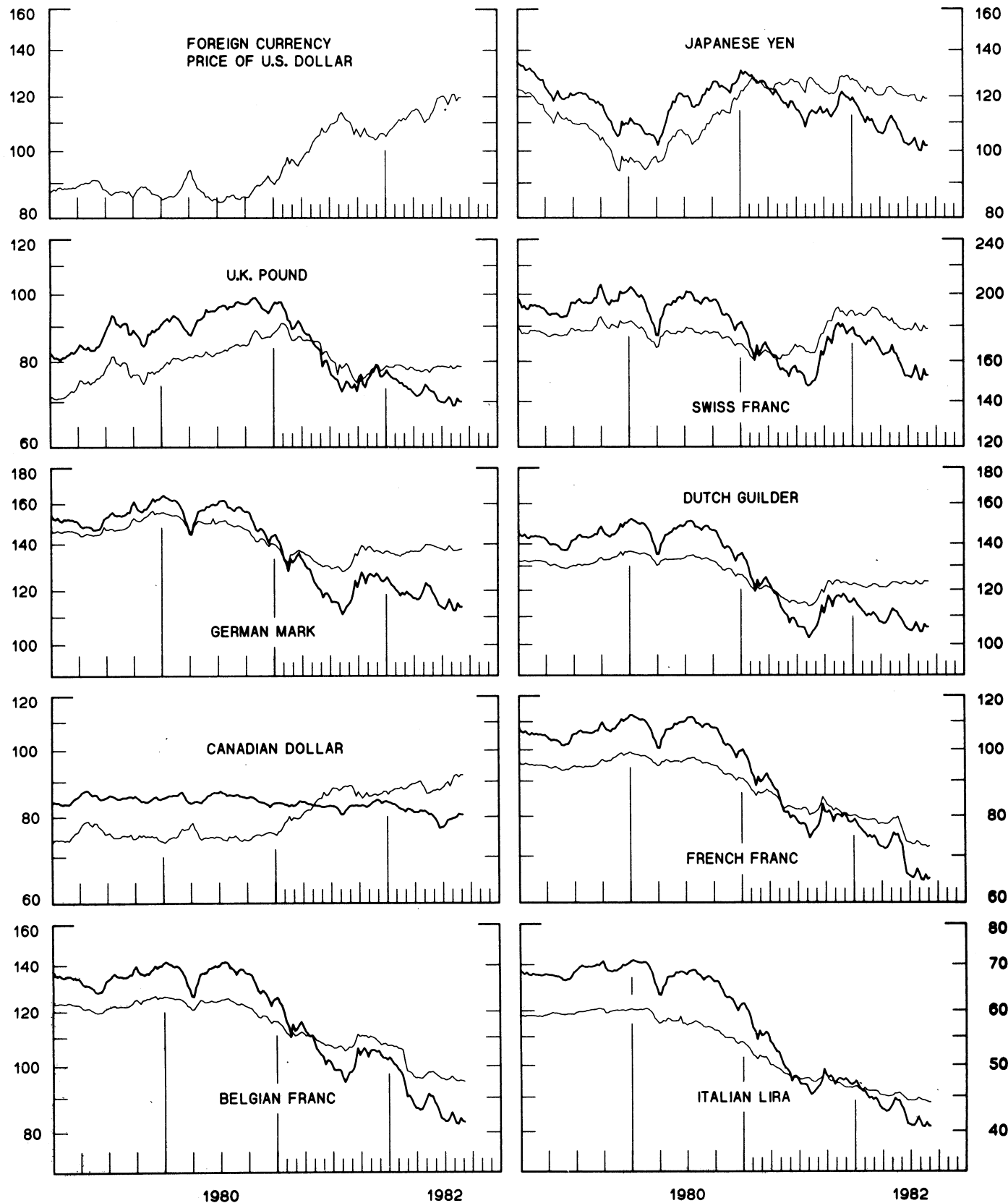


CHART 2
3-MONTH FORWARD EXCHANGE RATES
 PREMIUM (+) OR (-)
 AVERAGES FOR WEEK ENDING WEDNESDAY

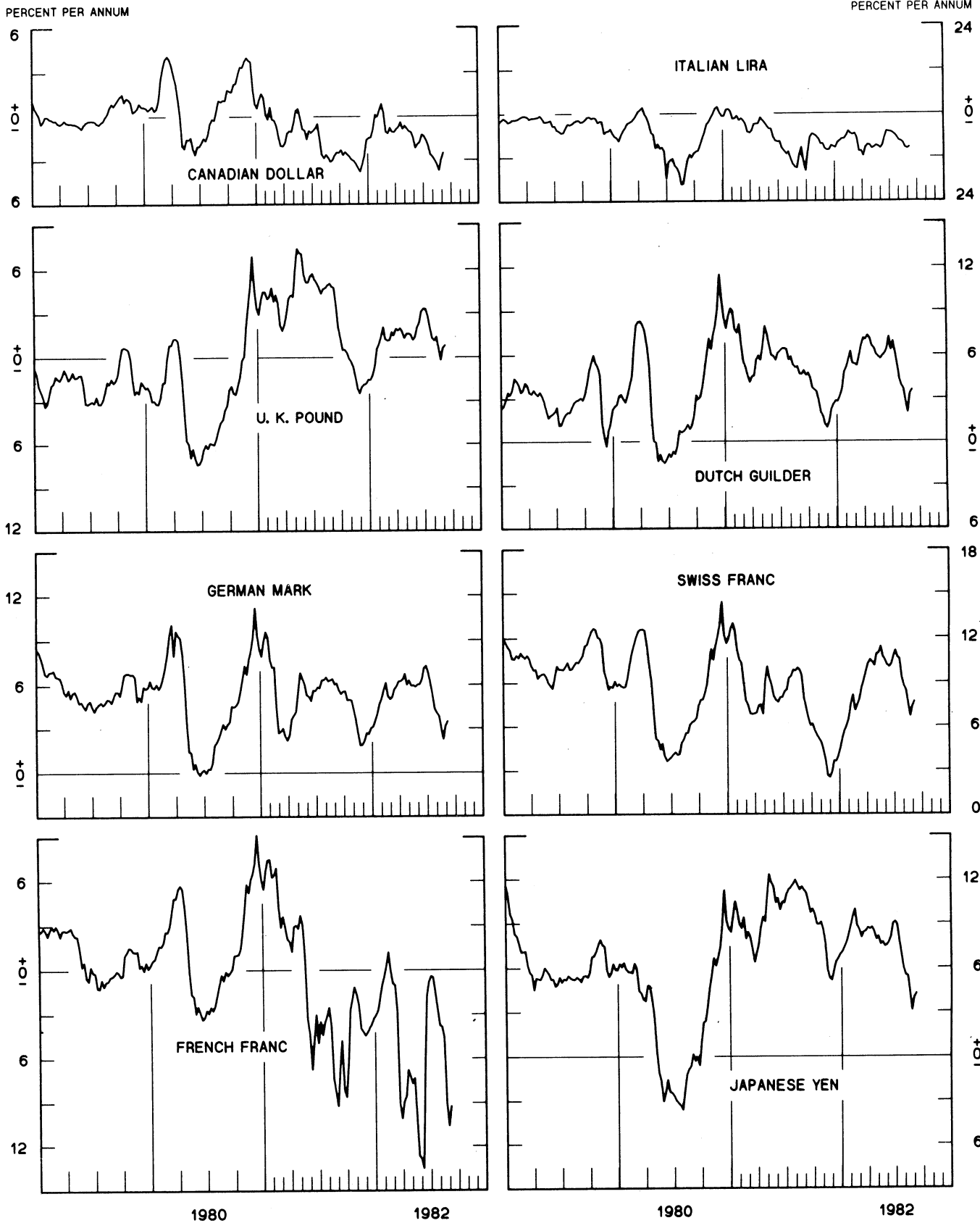


CHART 3
PRICE OF GOLD IN LONDON
AVERAGES FOR WEEK ENDING WEDNESDAY

U.S. DOLLARS PER FINE OUNCE

U.S. DOLLARS PER FINE OUNCE

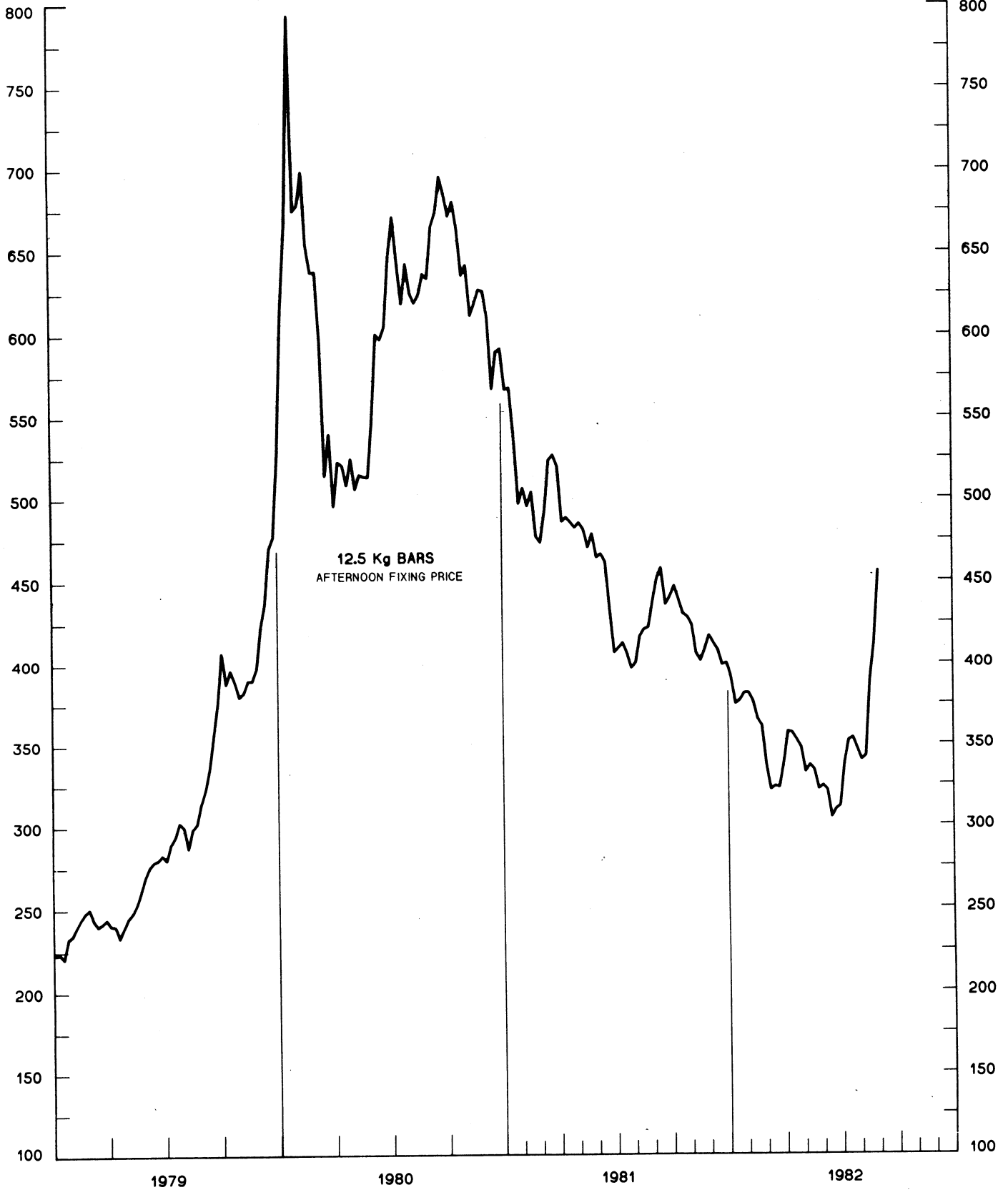
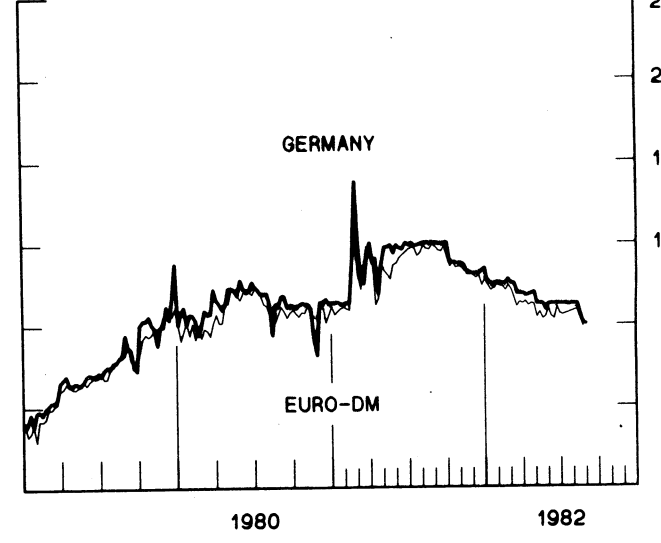
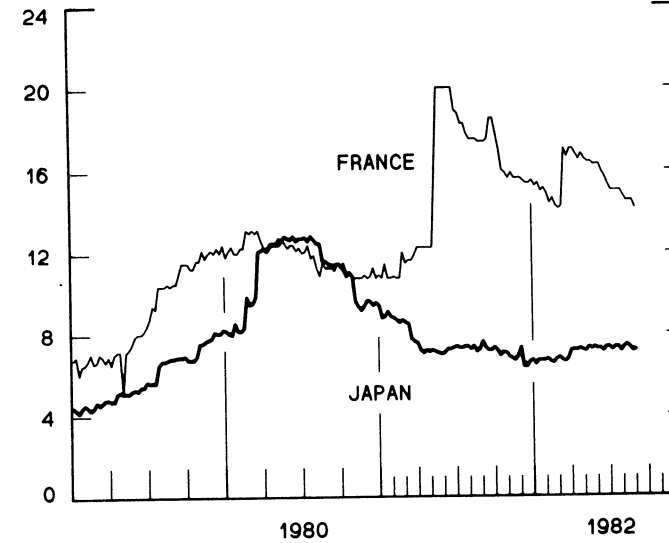
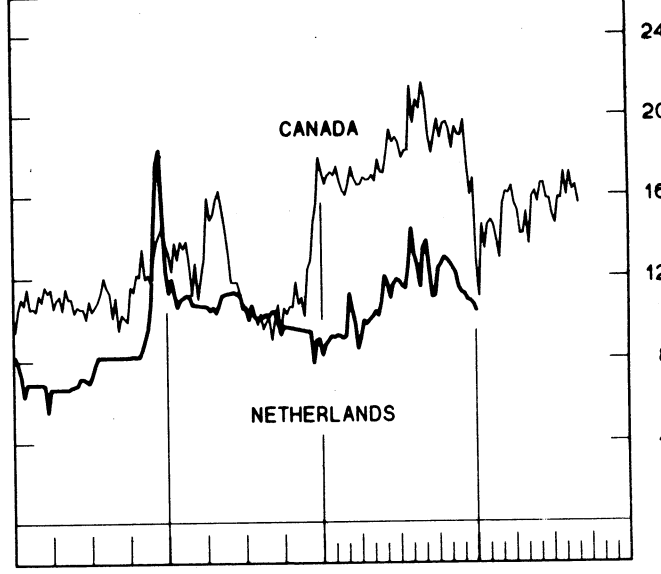
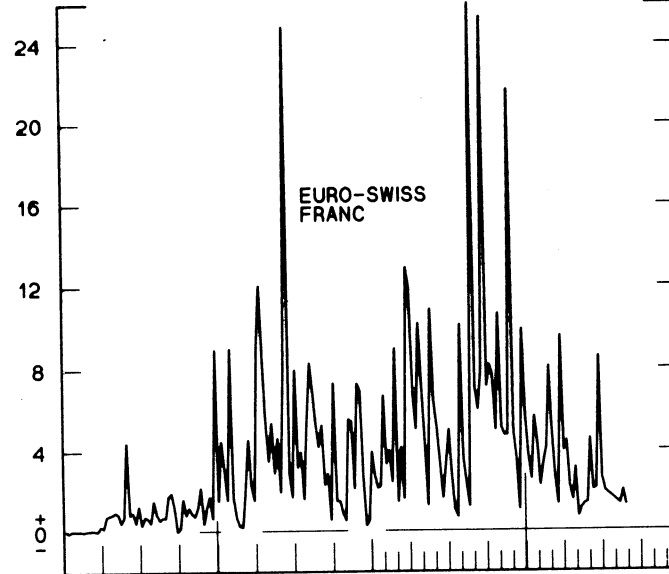
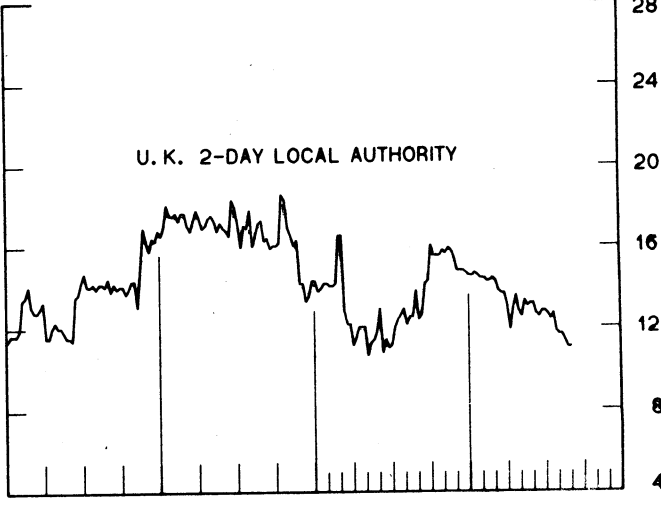
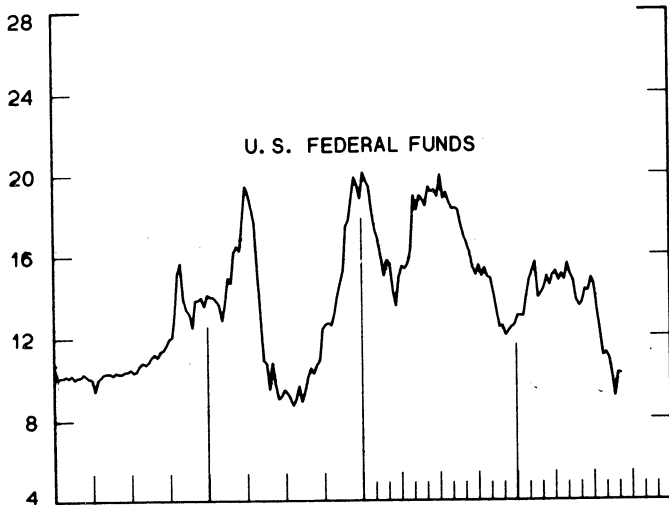


CHART 4
CALL MONEY RATES
 WEEKLY SERIES

PERCENT PER ANNUM

PERCENT PER ANNUM



1980

1982

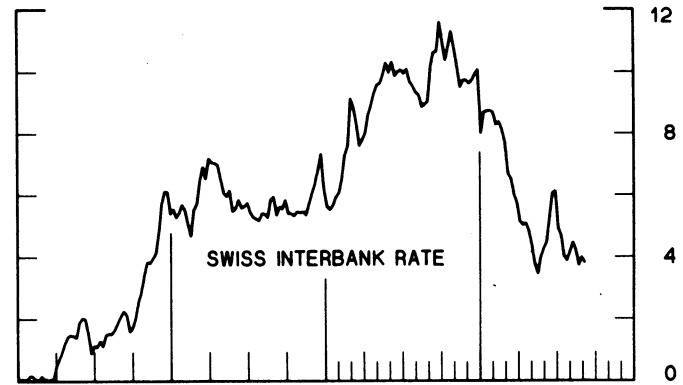
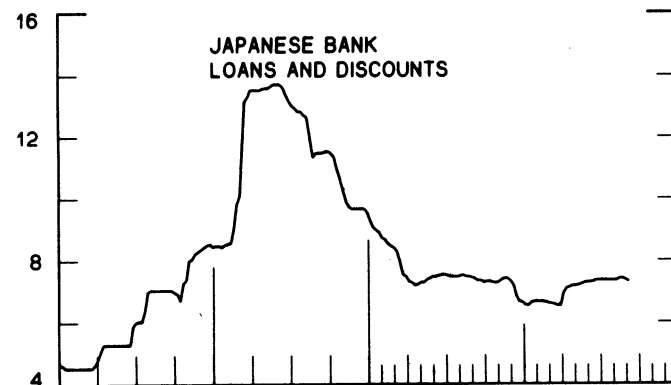
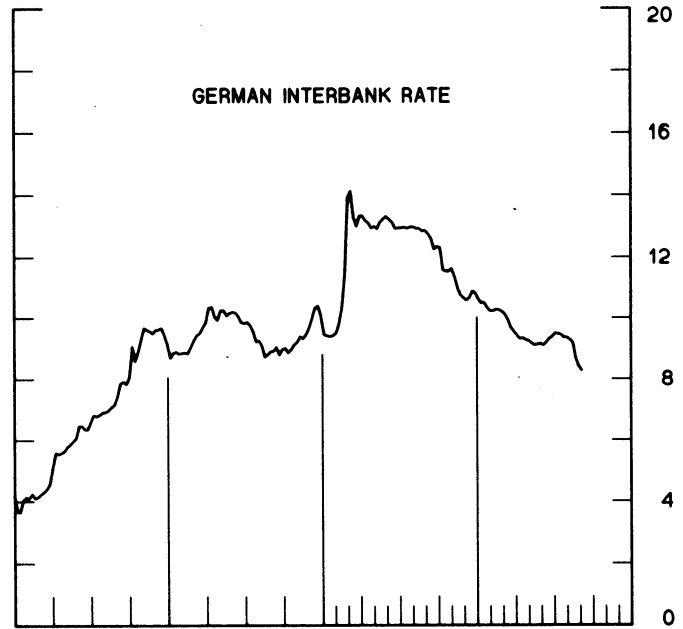
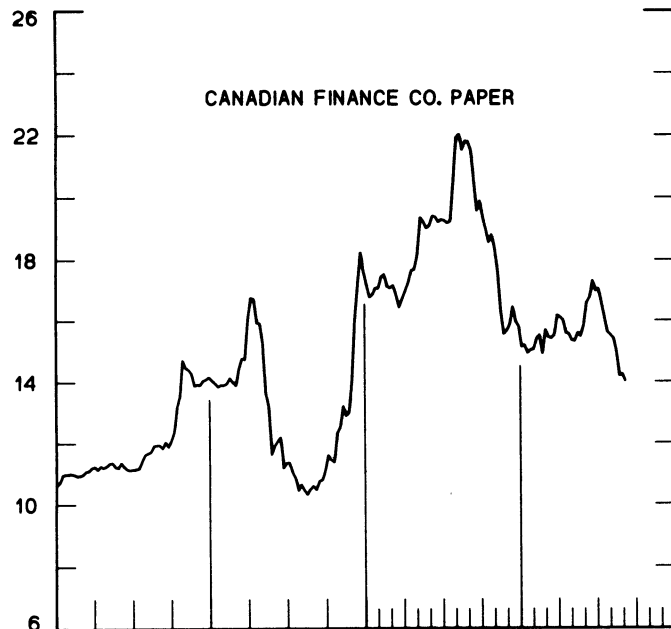
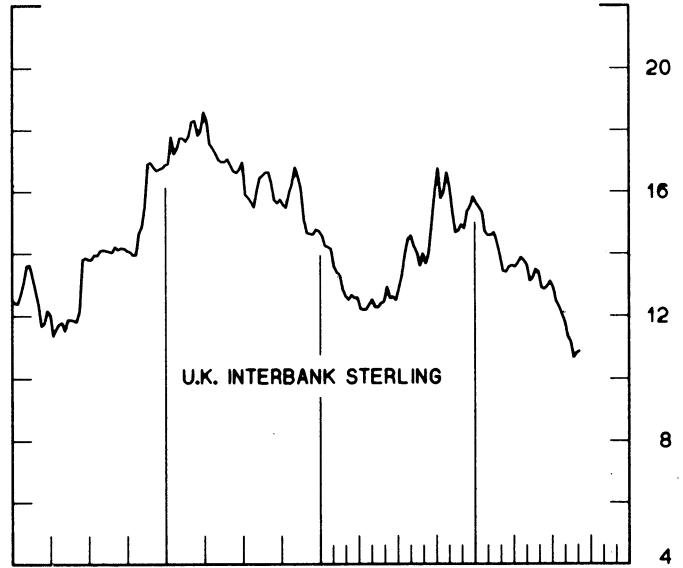
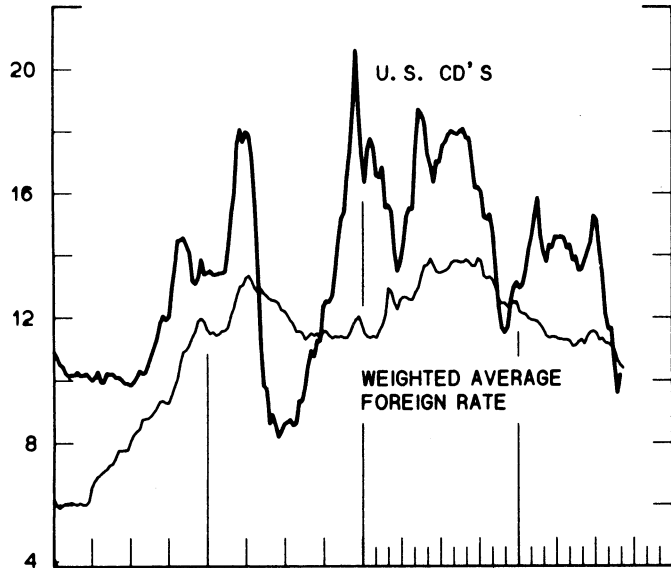
1980

1982

CHART 5
3-MONTH INTEREST RATES
 WEEKLY SERIES

PERCENT PER ANNUM

PERCENT PER ANNUM



1980

1982

1980

1982

CHART 6
EURO-DOLLAR DEPOSIT RATES LONDON
AVERAGES FOR WEEK ENDING WEDNESDAY

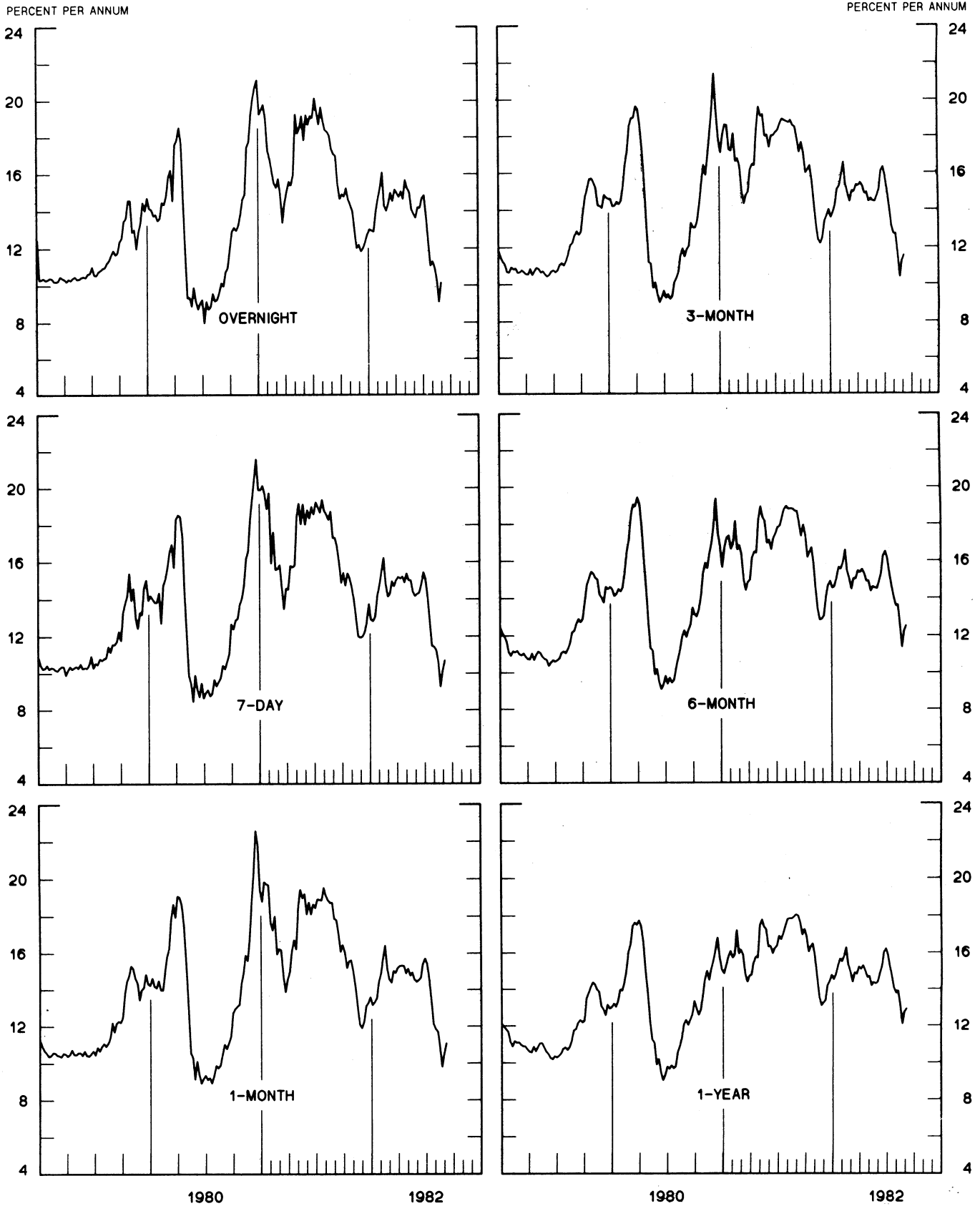
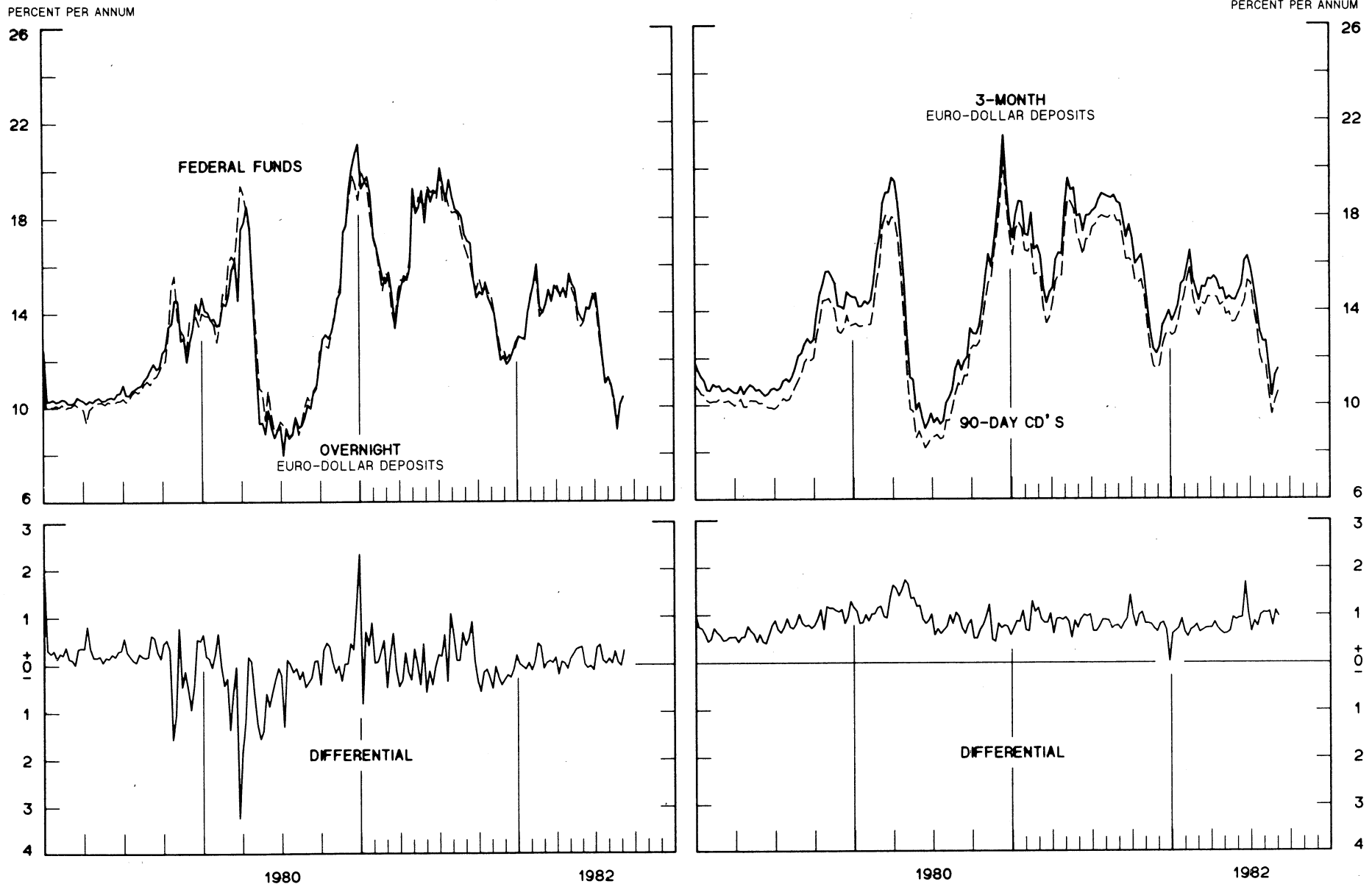


CHART 7
SELECTED EURO-DOLLAR AND U. S. MONEY MARKET RATES
 DIFFERENTIAL: PLUS(+), FAVORS BORROWING IN U. S.
 AVERAGES FOR WEEK ENDING WEDNESDAY

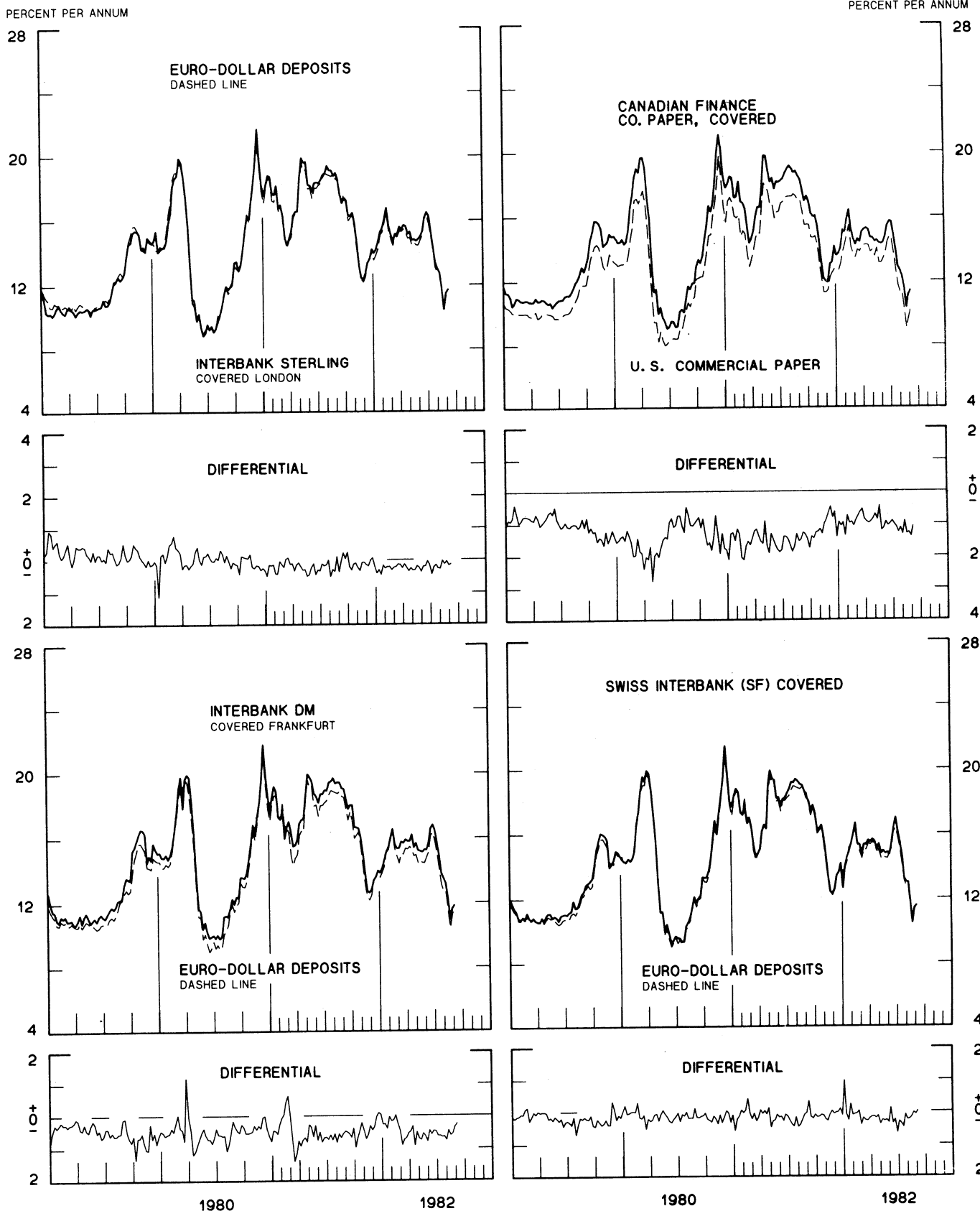


1 PERCENT ON DIFFERENTIAL SCALE = 2 PERCENT ON RATE SCALE

CHART 8

INTEREST ARBITRAGE: 3-MONTH FUNDS

DIFFERENTIAL: PLUS(+), INDICATES FAVOR DOLLAR ASSETS
AVERAGES FOR WEEK ENDING WEDNESDAY



1 PERCENT ON DIFFERENTIAL SCALE = 2 PERCENT ON RATE SCALE

CHART 9
LONG-TERM GOVERNMENT BOND YIELDS
 WEEKLY SERIES

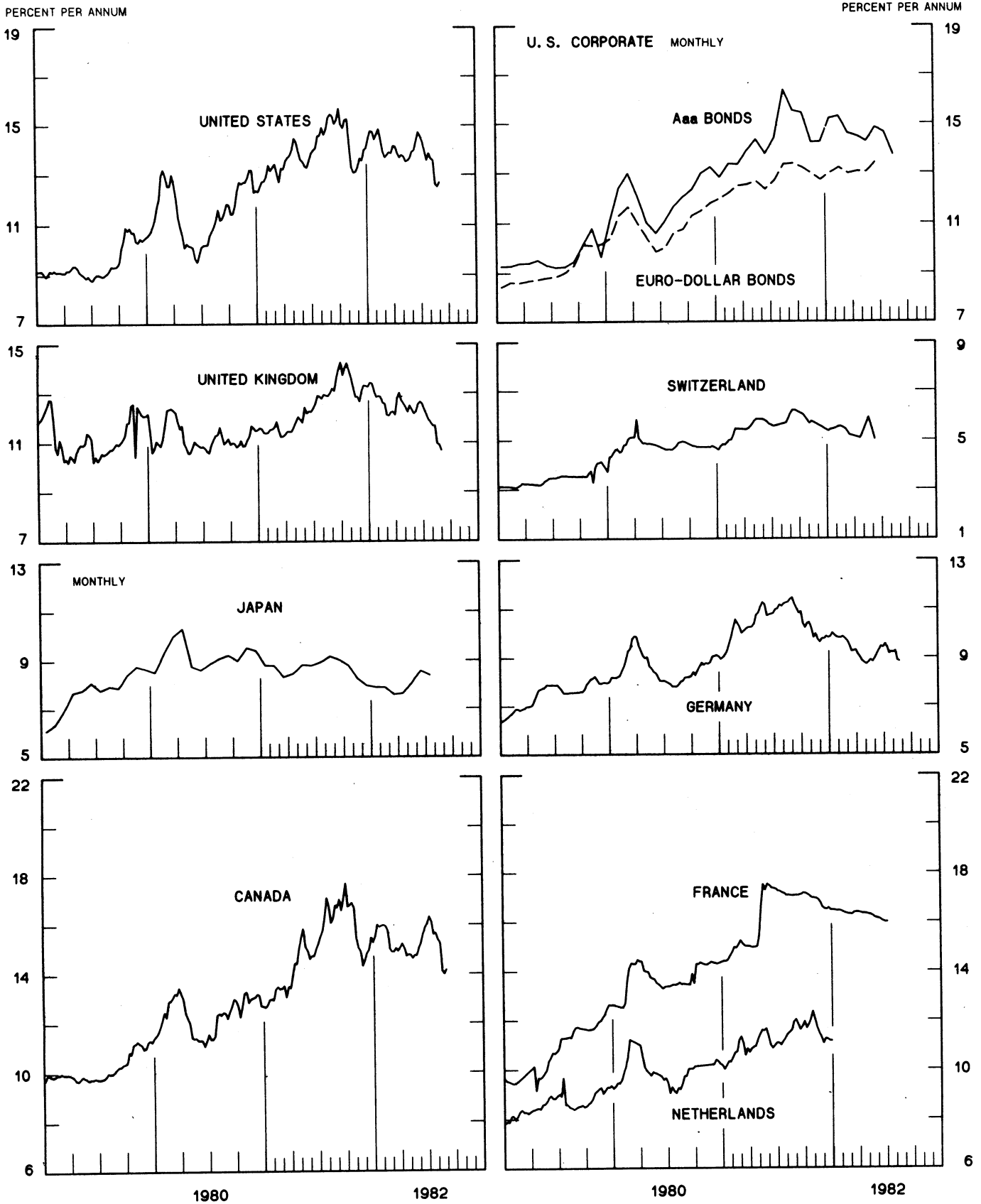
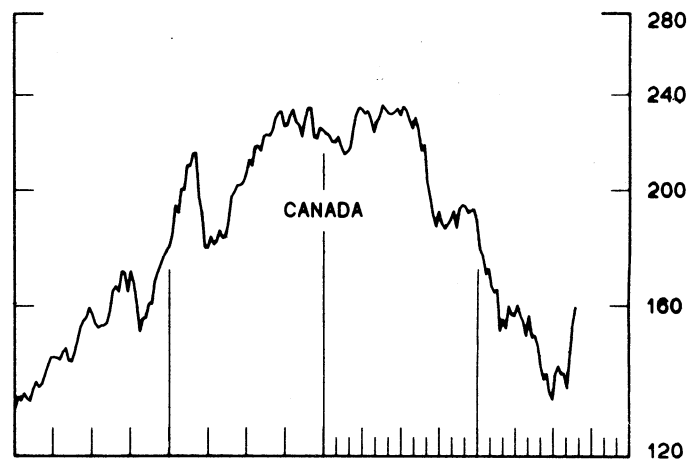
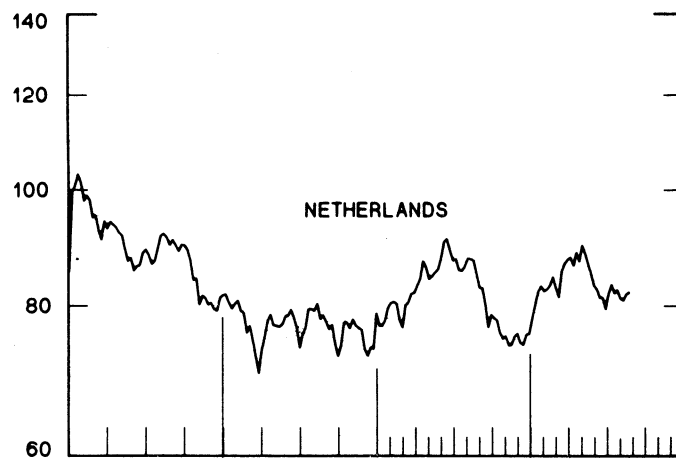
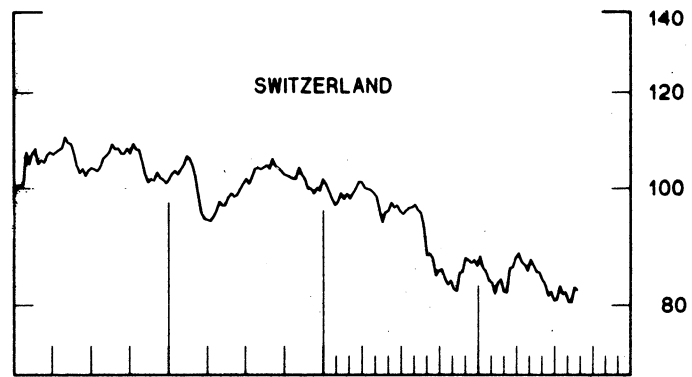
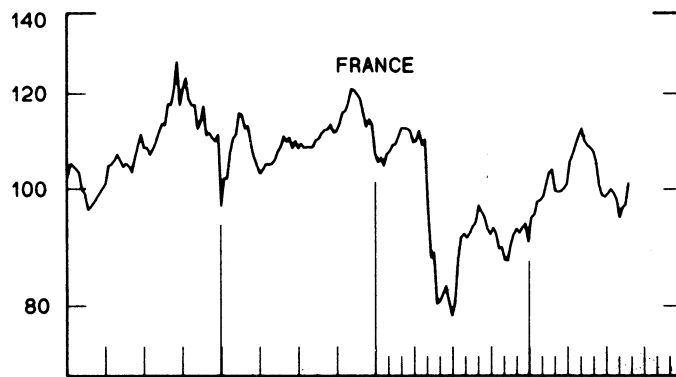
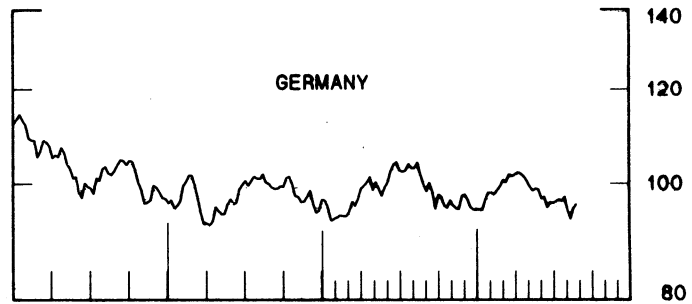
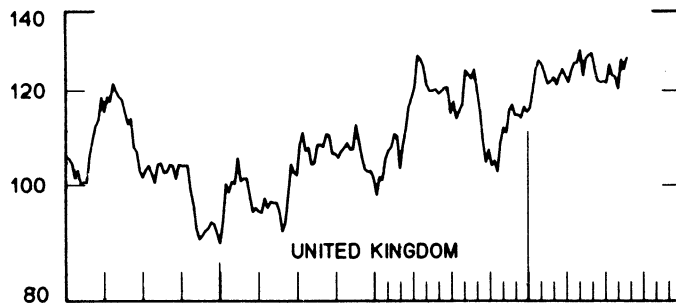
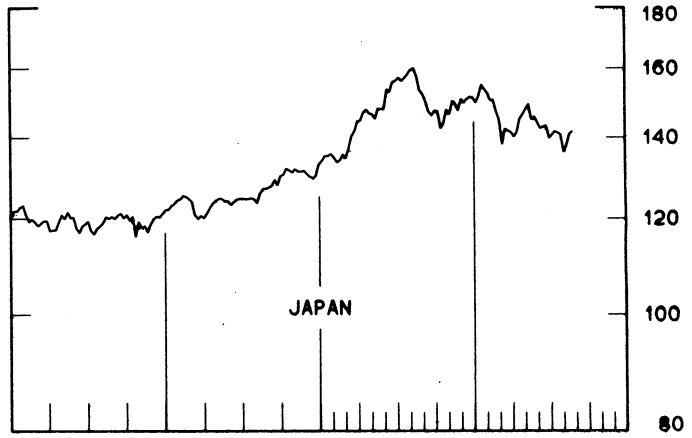
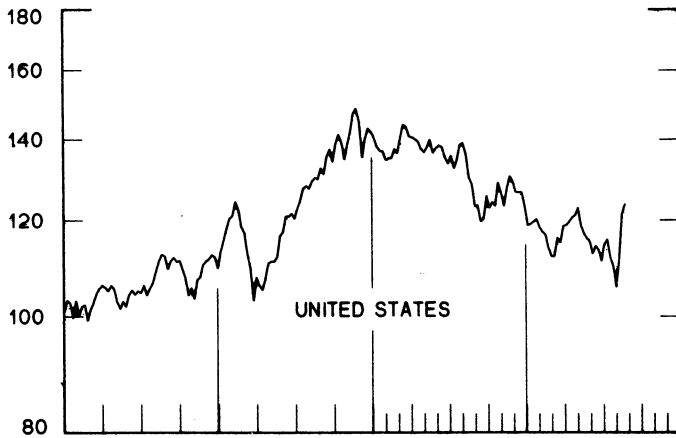


CHART 10
INDUSTRIAL STOCK INDICES
WEEKLY SERIES

RATIO SCALE
1969=100

RATIO SCALE
1969=100



1980

1982

1980

1982

SERIES NAME

LAST VALUE PLOTTED
DATE VALUE

CHART 1. SPOT EXCHANGE RATES AND INDICES

WEEKLY AVERAGES, NOON BUYING RATES (U.S. CENTS)

GERMAN MARK	SEPT. 8	40.36
JAPANESE YEN	SEPT. 8	0.38800
DUTCH GUILDER	SEPT. 8	36.82
U.K. POUND	SEPT. 8	172.86
CANADIAN DOLLAR	SEPT. 8	80.73
FRENCH FRANC	SEPT. 8	14.42
SWISS FRANC	SEPT. 8	47.38
BELGIAN FRANC	SEPT. 8	2.09986
ITALIAN LIRA	SEPT. 8	0.07149

INDICES, MARCH 1973 BASE RATES = 100

GERMAN MARK	SEPT. 8	113.53
JAPANESE YEN	SEPT. 8	101.59
DUTCH GUILDER	SEPT. 8	105.71
U.K. POUND	SEPT. 8	69.91
CANADIAN DOLLAR	SEPT. 8	80.47
FRENCH FRANC	SEPT. 8	64.98
SWISS FRANC	SEPT. 8	152.43
BELGIAN FRANC	SEPT. 8	82.75
ITALIAN LIRA	SEPT. 8	40.61

WEIGHTED AVERAGE EXCHANGE VALUE INDICES, MAR 1973 = 100
(G-10 COUNTRIES PLUS SWITZERLAND)

U.S. DOLLAR	SEPT. 8	119.49
GERMAN MARK	SEPT. 8	137.64
JAPANESE YEN	SEPT. 8	119.08
DUTCH GUILDER	SEPT. 8	123.28
U.K. POUND	SEPT. 8	78.63
CANADIAN DOLLAR	SEPT. 8	92.02
FRENCH FRANC	SEPT. 8	72.29
SWISS FRANC	SEPT. 8	178.22
BELGIAN FRANC	SEPT. 8	94.94
ITALIAN LIRA	SEPT. 8	44.08
SWEDISH KRONA	SEPT. 8	82.16

CHART 2. 3-MONTH FORWARD EXCHANGE RATES, PREMIUM OR DISCOUNT

CANADIAN DOLLAR	SEPT. 8	-2.55
U.K. POUND	SEPT. 8	0.80
GERMAN MARK	SEPT. 8	3.46
FRENCH FRANC	SEPT. 8	-9.24
SWISS FRANC	SEPT. 8	7.66
DUTCH GUILDER	SEPT. 8	3.54
JAPANESE YEN	SEPT. 8	4.22
ITALIAN LIRA	SEPT. 8	-9.47

SERIES NAME

LAST VALUE PLOTTED
DATE VALUE

CHART 3. GOLD PRICE IN LONDON, AFTERNOON FIXING

U.S. DOLLARS PER FINE OUNCE SEPT. 8 455.55

CHART 4. CALL MONEY RATES

U.S. FEDERAL FUNDS	SEPT. 8	10.14
OVERNIGHT EURO-DOLLAR DEPOSITS	SEPT. 8	10.44
U.K. 2-DAY LOCAL AUTHORITY DEPOSITS	SEPT. 3	11.00
CANADA	SEPT. 3	15.56
GERMANY	SEPT. 3	8.00
EURO-DH	AUG. 27	7.88
JAPAN	SEPT. 3	7.13
FRANCE	SEPT. 3	14.13
NETHERLANDS	JAN. 1	10.30
EURO-SWISS FRANC	AUG. 27	1.25

CHART 5. 3-MONTH INTEREST RATES

U.S. 90-DAY CD'S, SECONDARY MARKET	SEPT. 8	10.56
GERMAN INTERBANK LOAN	SEPT. 8	8.24
JAPANESE BANK LOANS & DISCOUNTS	SEPT. 8	7.28
CANADIAN FINANCE PAPER	SEPT. 8	14.00
INTERBANK STERLING	SEPT. 8	10.85
SWISS INTERBANK LOAN	SEPT. 8	3.77
WEIGHTED AVERAGE FOREIGN INTEREST RATE (G-10 COUNTRIES PLUS SWITZERLAND)	SEPT. 8	10.36

CHART 6. EURO-DOLLAR DEPOSIT RATES: LONDON

OVERNIGHT	SEPT. 8	10.44
7-DAY	SEPT. 8	10.67
1-MONTH	SEPT. 8	11.04
3-MONTH	SEPT. 8	11.53
6-MONTH	SEPT. 8	12.49
1-YEAR	SEPT. 8	12.88

CHART 7. SELECTED EURO-DOLLAR AND U.S. MONEY MARKET RATES

OVERNIGHT EURO-DOLLAR DEPOSITS	SEPT. 8	10.44
U.S. FEDERAL FUNDS	SEPT. 8	10.14
DIFFERENTIAL ADJ. FOR RESERVE REQUIREMENTS	SEPT. 8	0.30
3-MONTH EURO-DOLLAR DEPOSIT RATE	SEPT. 8	11.53
U.S. 90-DAY CD'S, SECONDARY MARKET	SEPT. 8	10.56
DIFFERENTIAL	SEPT. 8	0.97

SERIES NAME

LAST VALUE PLOTTED
DATE VALUE

CHART 8. INTEREST ARBITRAGE, 3-MONTH FUNDS

EURO-DOLLAR DEPOSIT	SEPT.	8	11.53
INTERBANK STERLING (LONDON), COVERED	SEPT.	8	11.67
DIFFERENTIAL	SEPT.	8	-0.14
U.S. COMMERCIAL PAPER	SEPT.	8	10.28
CANADIAN FINANCE PAPER, COVERED	SEPT.	8	11.36
DIFFERENTIAL	SEPT.	8	-1.09
EURO-DOLLAR DEPOSIT	SEPT.	8	11.53
INTERBANK DM (FRANKFURT), COVERED	SEPT.	8	11.78
DIFFERENTIAL	SEPT.	8	-0.25
EURO-DOLLAR DEPOSIT	SEPT.	8	11.53
SWISS INTERBANK, COVERED	SEPT.	8	11.51
DIFFERENTIAL	SEPT.	8	0.02

CHART 9. LONG TERM GOVERNMENT BOND YIELDS

UNITED STATES	SEPT.	3	12.69
GERMANY	AUG.	27	8.81
JAPAN (MONTHLY)	JULY		8.34
SWITZERLAND	JUNE	11	5.00
CANADA	SEPT.	3	14.16
FRANCE	JULY	9	15.96
NETHERLANDS	JAN.	1	11.12
UNITED KINGDOM	SEPT.	3	10.66

U.S. CORPORATE

AAA BONDS	AUG.		13.71
EURO-DOLLAR BONDS	JUNE		13.41

CHART 10. STOCK INDICES

UNITED STATES	SEPT.	1	123.48
UNITED KINGDOM	SEPT.	1	127.87
CANADA	SEPT.	1	159.78
GERMANY	SEPT.	1	95.96
SWITZERLAND	SEPT.	1	82.34
NETHERLANDS	SEPT.	1	82.15
FRANCE	SEPT.	1	101.23
JAPAN	SEPT.	1	141.36

FEDERAL RESERVE statistical release



H. 10 (512)

FOREIGN EXCHANGE RATES

SEPTEMBER 13, 1982

FOR THE WEEK ENDING SEPTEMBER 10, 1982

The Board of Governors of the Federal Reserve System is advised that the Federal Reserve Bank of New York has certified for customs purposes the following noon buying rate in New York City for cable transfers payable in foreign currencies:

COUNTRY	MONETARY UNIT	(CURRENCY UNITS PER DOLLAR)				
		SEP. 6	SEP. 7	SEP. 8	SEP. 9	SEP. 10
ARGENTINA	PESO		24100.00	24100.00	24100.00	24000.00
*AUSTRALIA	DOLLAR		96.73	96.40	96.52	96.08
AUSTRIA	SCHILLING		17.380	17.490	17.500	17.610
BELGIUM	FRANC		47.550	47.860	47.750	48.230
BRAZIL	CRUZEIRO		198.13	198.13	198.13	202.29
CANADA	DOLLAR		1.2410	1.2369	1.2330	1.2385
CHILE	PESO		57.000	57.000	57.000	60.000
CHINA, P.R.	YUAN		1.9440	1.9440	1.9440	1.9440
COLOMBIA	PESO		65.700	65.700	65.700	65.700
DENMARK	KRONE		8.6850	8.7475	8.7725	8.9800
FINLAND	MARKKA		4.7505	4.7670	4.7775	4.8025
FRANCE	FRANC		6.9975	7.0225	7.0250	7.0900
GERMANY	D. MARK	H	2.4735	2.4880	2.4810	2.5050
GREECE	DRACHMA		70.000	70.500	70.560	71.040
HONG KONG	DOLLAR		6.0600	6.0720	6.0800	6.1050
INDIA	RUPEE	O	9.6100	9.6100	9.6200	9.6500
INDONESIA	RUPIAH		662.75	662.75	662.75	662.75
IRAN	RIAL		NA	NA	NA	NA
*IRELAND	POUND	L	139.00	137.85	138.25	136.55
ISRAEL	SHEKEL		28.910	28.890	29.030	28.960
ITALY	LIRA		1395.50	1405.00	1401.50	1411.00
JAPAN	YEN	I	257.45	259.50	258.65	262.65
MALAYSIA	DOLLAR		2.3500	2.3540	2.3550	2.3600
MEXICO	PESO		88.0000	117.0000	127.0000	110.0000
NETHERLANDS	GUILDER	D	2.7115	2.7230	2.7200	2.7450
*NEW ZEALAND	DOLLAR		73.180	72.750	72.850	72.500
NORWAY	KRONE		6.8550	6.8740	6.8750	6.9375
PERU	SOL	A	757.50	757.50	757.50	769.04
PHILIPPINES	PESO		8.6075	8.6075	8.6075	8.6700
PORTUGAL	ESCUDO		87.500	87.500	86.900	87.800
SINGAPORE	DOLLAR	Y	2.1490	2.1510	2.1520	2.1615
*SOUTH AFRICA	RAND		87.57	86.75	87.20	86.65
SOUTH KOREA	WON		744.90	744.90	744.90	744.90
SPAIN	PESETA		111.660	112.350	112.600	113.350
SRI LANKA	RUPEE		20.920	20.920	20.920	20.920
SWEDEN	KRONA		6.1500	6.1900	6.1775	6.2600
SWITZERLAND	FRANC		2.1060	2.1250	2.1140	2.1440
THAILAND	BAHT		23.000	23.000	23.000	23.000
*UNITED KINGDOM	POUND		172.78	172.10	172.80	171.25
VENEZUELA	BOLIVAR		4.3030	4.3030	4.3030	4.3000

* VALUE IN U.S. CENTS