

(516/517)

DATA FILE
LIBRARY
FEDERAL RESERVE BANK
OF CHICAGO

LIBRARY
SEP 7 1982
FEDERAL RESERVE
BANK OF CHICAGO

Selected Interest & Exchange Rates

Weekly Series of Charts

August 30, 1982

Prepared by the
FINANCIAL MARKETS
SECTION

DIVISION OF
INTERNATIONAL FINANCE

BOARD OF GOVERNORS
FEDERAL RESERVE SYSTEM
Washington, D.C. 20551

Table of Contents

TABLES

1. LATEST FIGURES PLOTTED
2. DAILY CERTIFIED SPOT EXCHANGE RATES--
H.10 RELEASE

CHARTS

1. SPOT EXCHANGE RATE INDICES
2. 3-MONTH FORWARD EXCHANGE RATES
3. GOLD PRICE--LONDON
4. CALL MONEY RATES
5. 3-MONTH INTEREST RATES
6. EURO-DOLLAR DEPOSIT RATES
7. SELECTED EURO-DOLLAR AND
U.S. MONEY MARKET RATES
8. INTEREST ARBITRAGE: 3-MONTH FUNDS
9. LONG-TERM GOVERNMENT BOND YIELDS
10. INDUSTRIAL STOCK INDICES

SUBSCRIPTION RATES:

Weekly \$15.00 per year or \$.40 each in the United States, its possessions, Canada, and Mexico; 10 or more of the same issue to one address, \$13.50 per year or \$.35 each. Elsewhere, \$20.00 per year or \$.50 each. Address requests to Publications Services, Division of Administrative Services, and make payment remittance payable to the order of the Board of Governors of the Federal Reserve System in a form collectible at par in U.S. Currency.

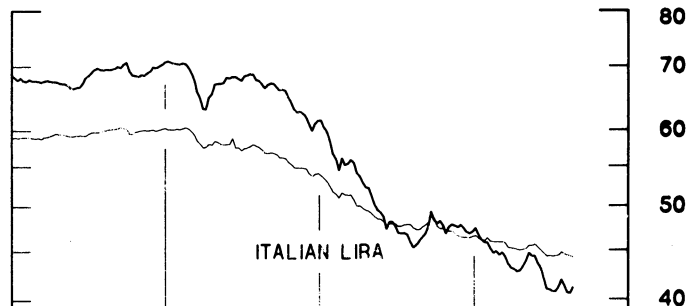
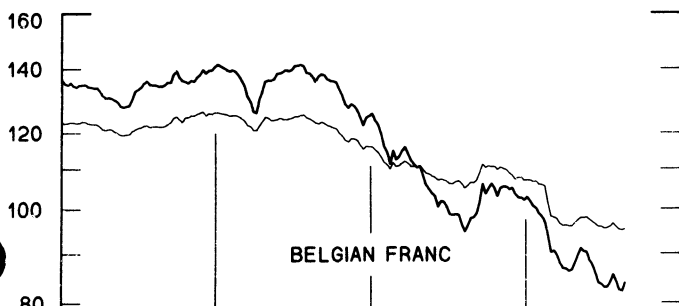
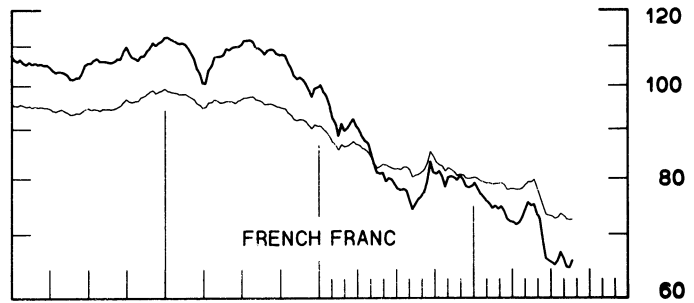
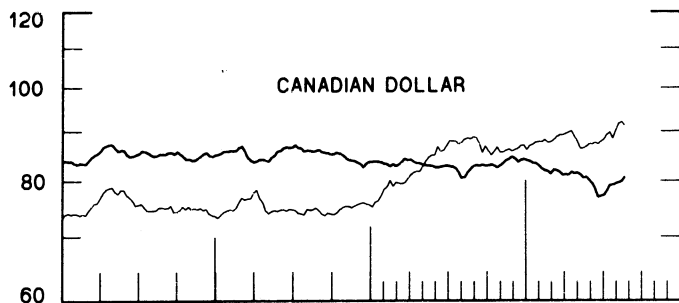
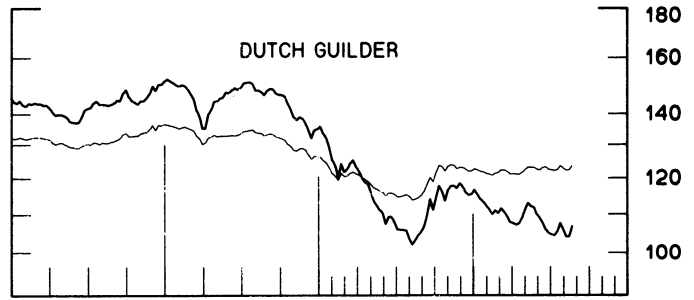
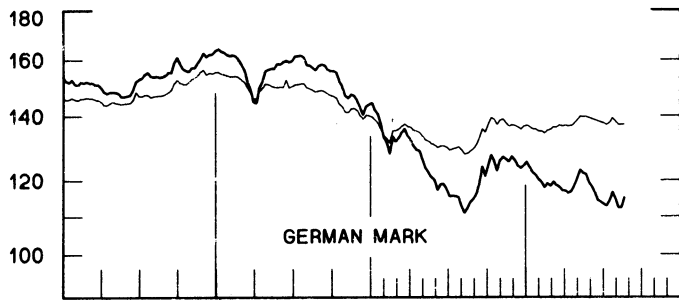
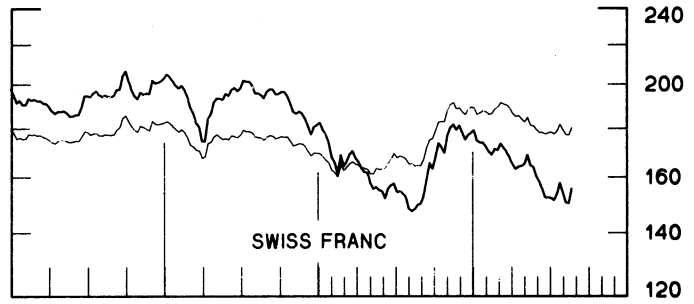
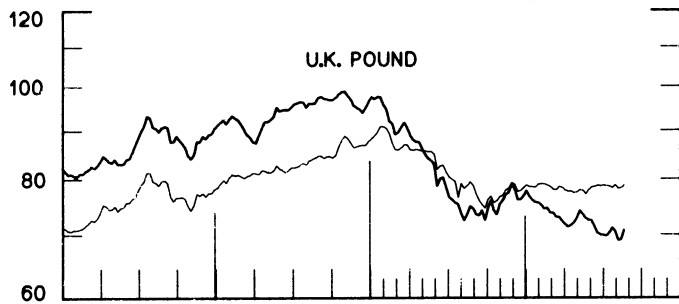
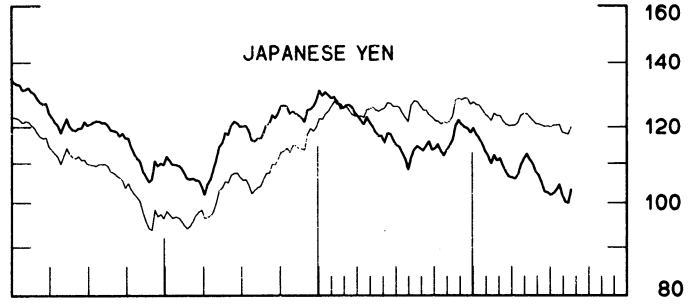
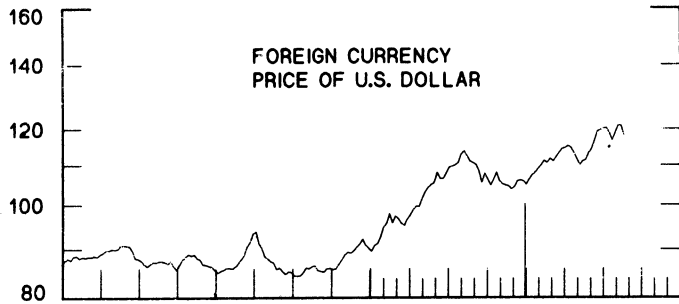
CHART 1

SPOT EXCHANGE INDICES

DOLLAR PRICES OF FOREIGN CURRENCIES AND WEIGHTED AVERAGE VALUES (THIN LINE)
AVERAGES FOR WEEK ENDING WEDNESDAY

RATIO SCALE
MARCH 1973=100

RATIO SCALE
MARCH 1973=100



1980

1982

1980

1982

CHART 2
3-MONTH FORWARD EXCHANGE RATES
 PREMIUM (+) OR (-)
 AVERAGES FOR WEEK ENDING WEDNESDAY

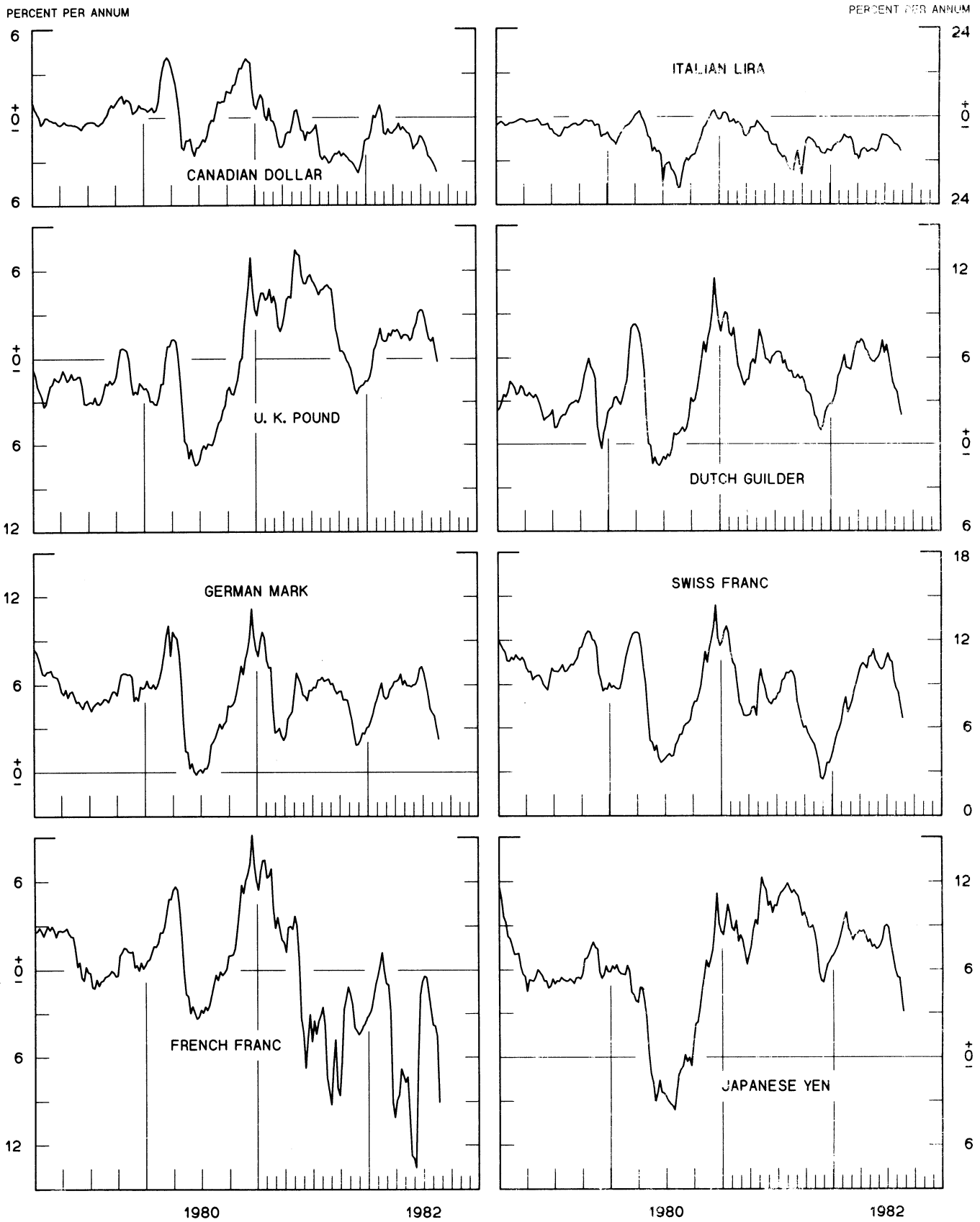
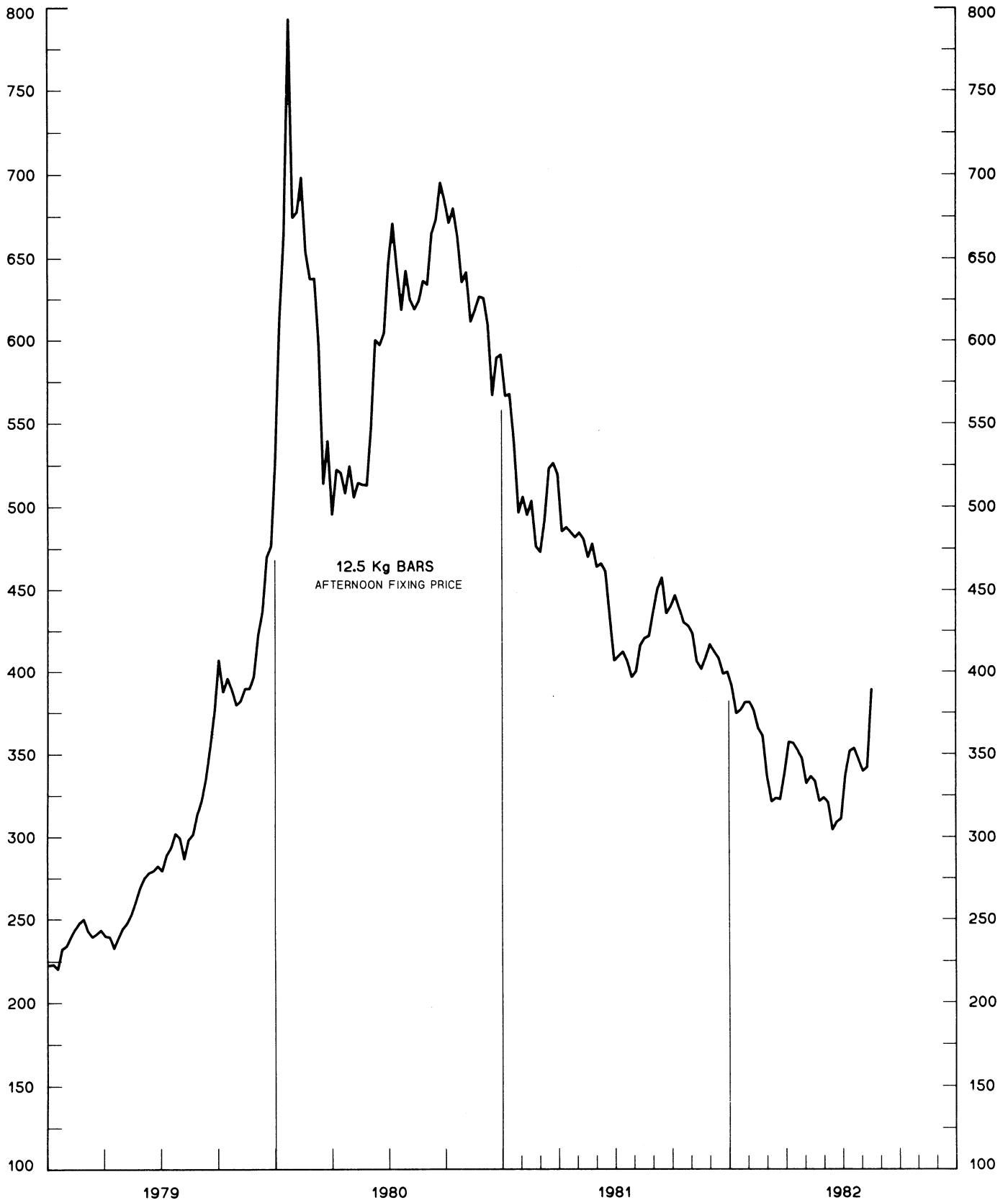


CHART 3
PRICE OF GOLD IN LONDON
AVERAGES FOR WEEK ENDING WEDNESDAY

U.S. DOLLARS PER FINE OUNCE

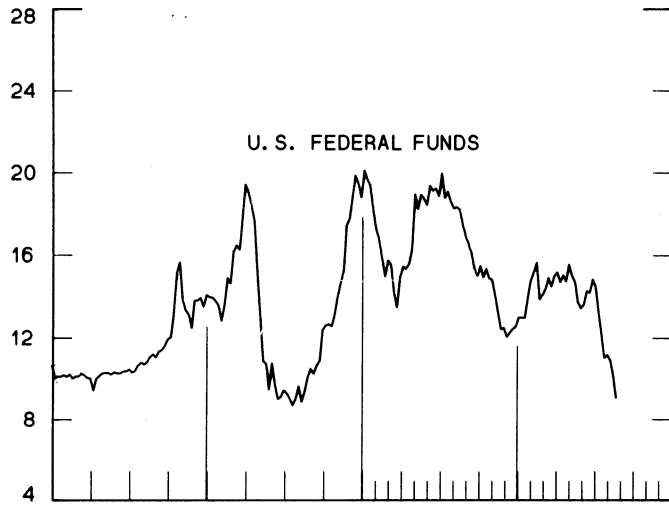
U.S. DOLLARS PER FINE OUNCE



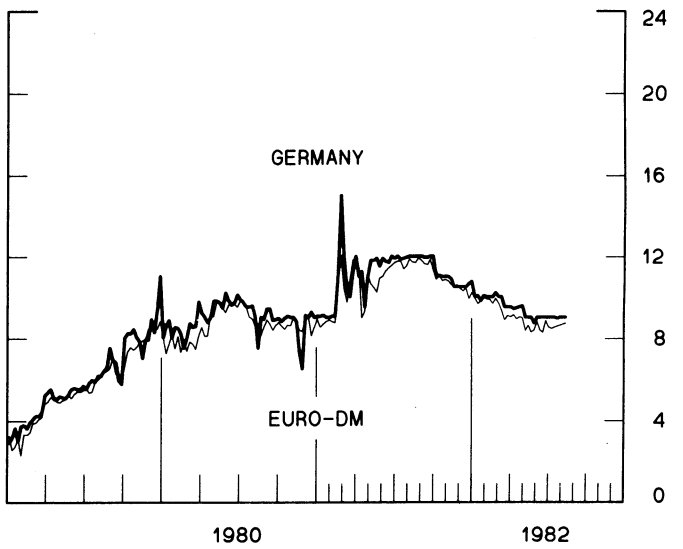
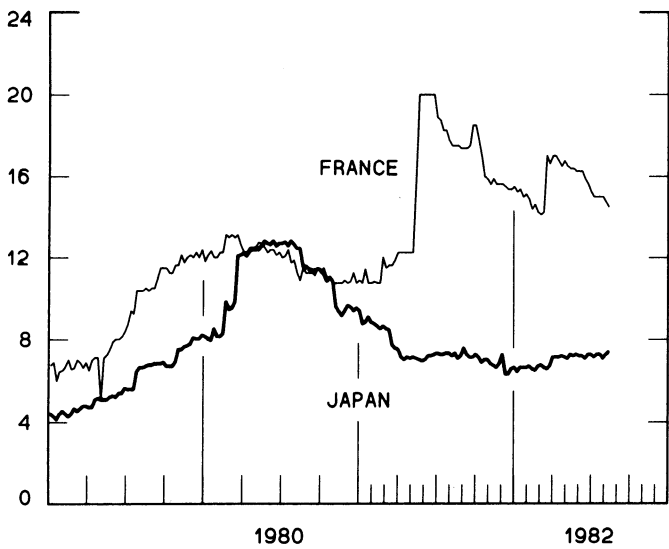
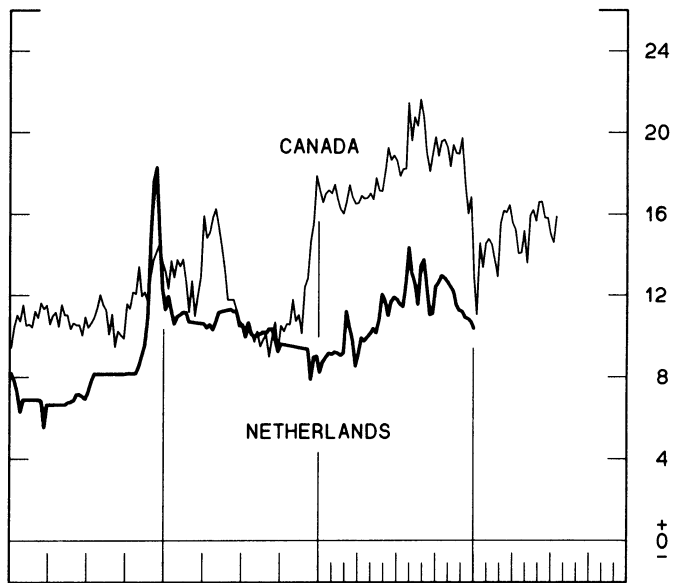
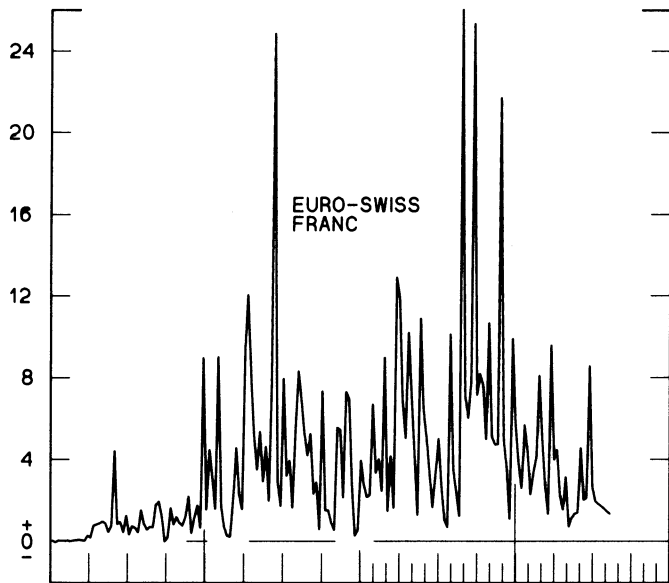
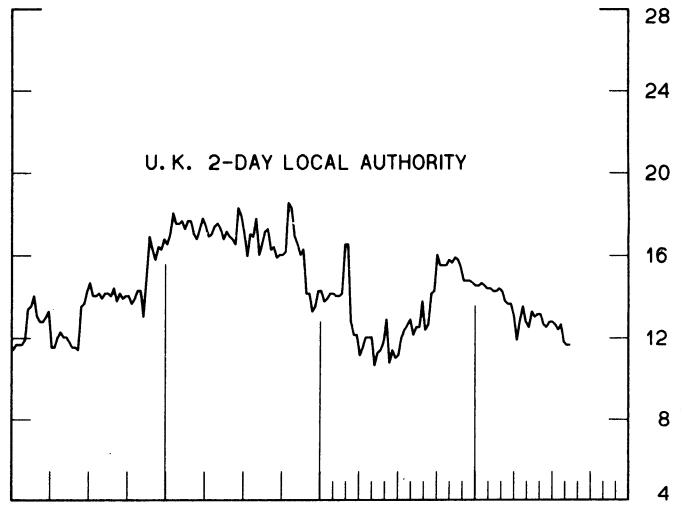
12.5 Kg BARS
AFTERNOON FIXING PRICE

CHART 4
CALL MONEY RATES
 WEEKLY SERIES

PERCENT PER ANNUM



PERCENT PER ANNUM



1980

1982

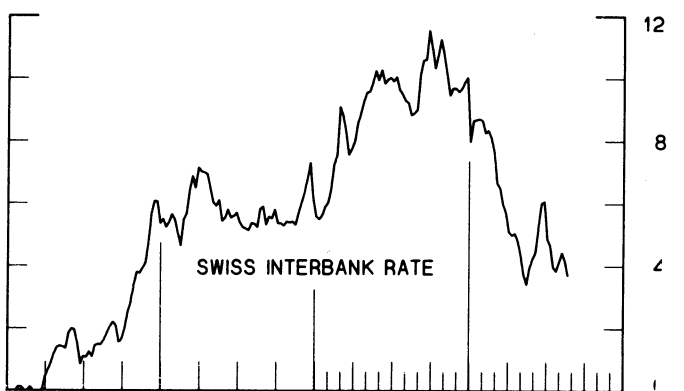
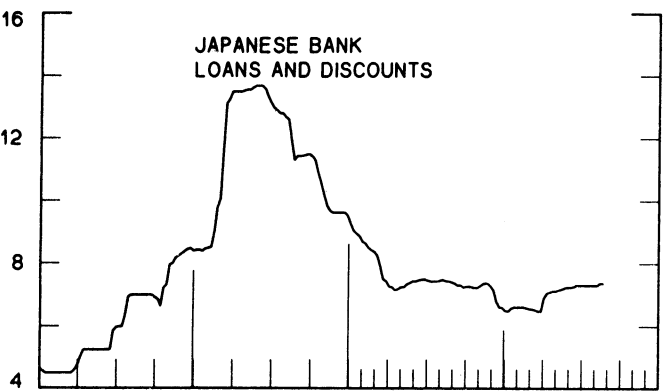
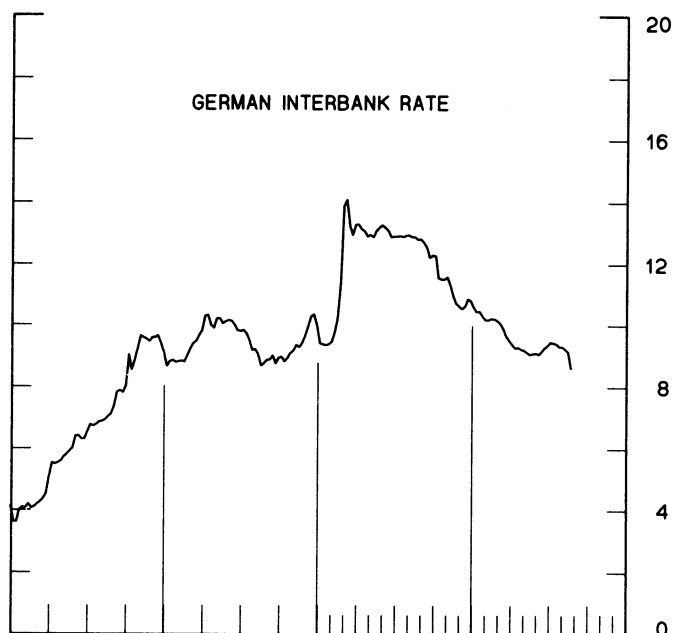
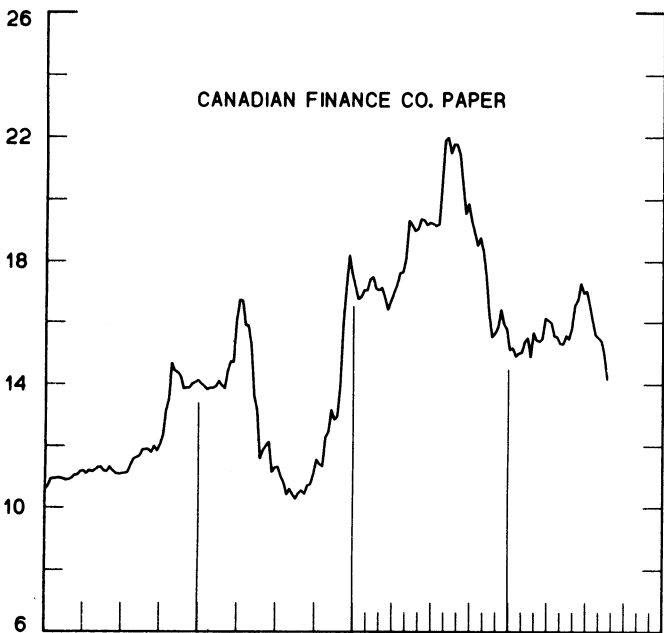
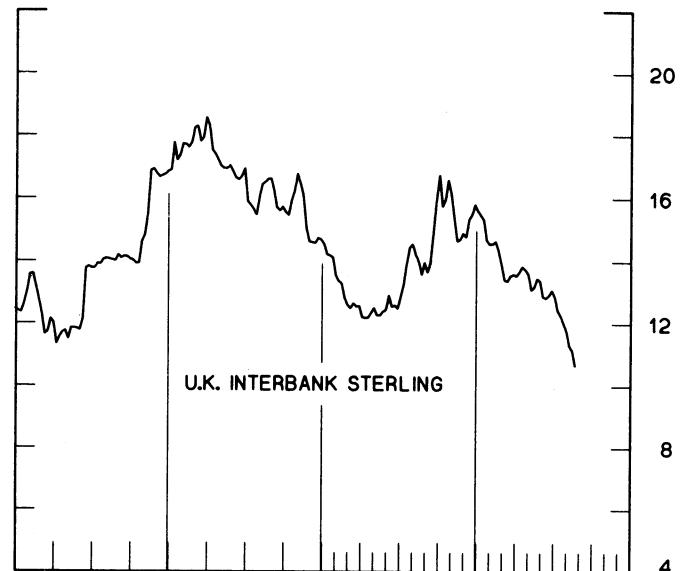
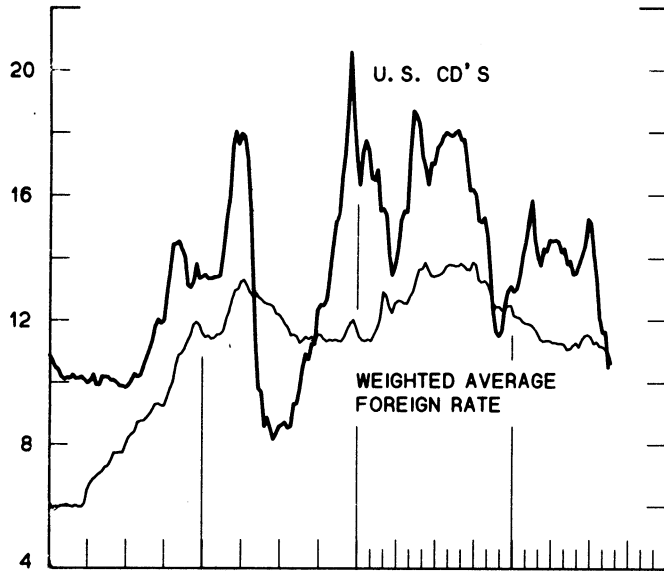
1980

1982

CHART 5
3-MONTH INTEREST RATES
 WEEKLY SERIES

PERCENT PER ANNUM

PERCENT PER ANNUM



1980

1982

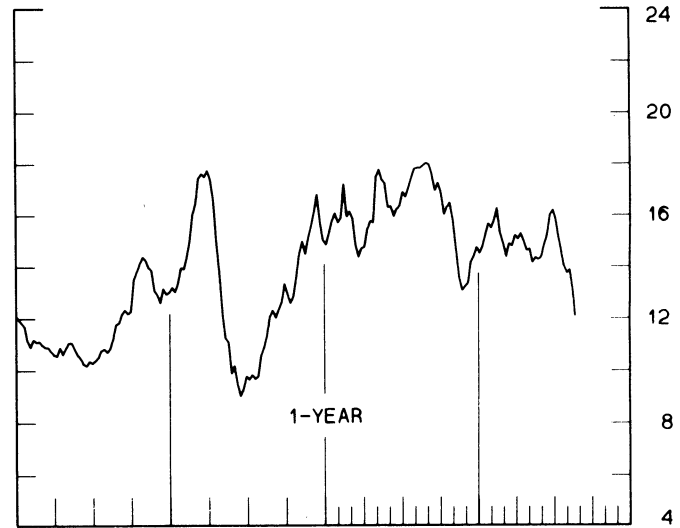
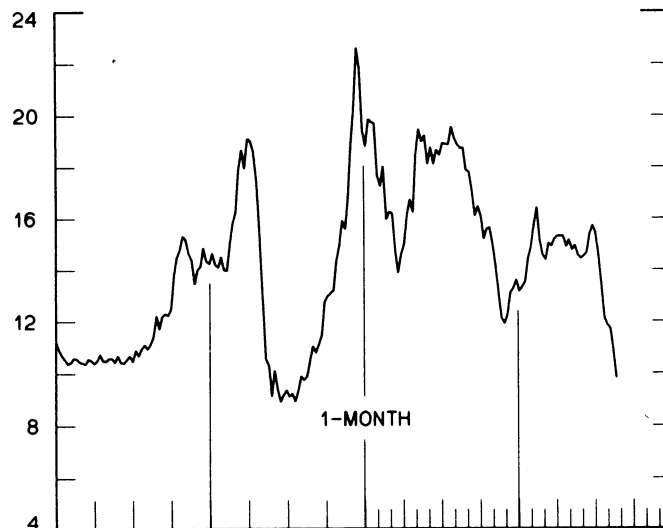
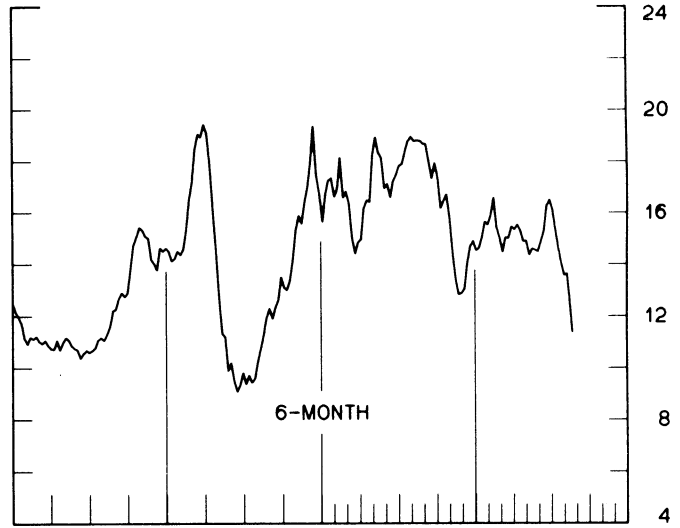
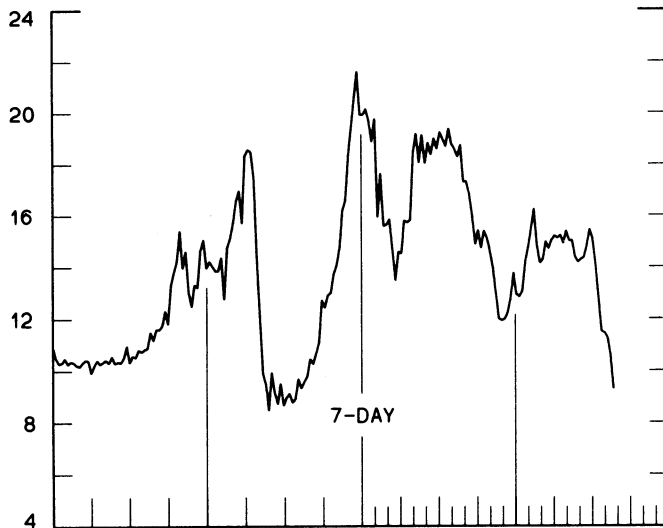
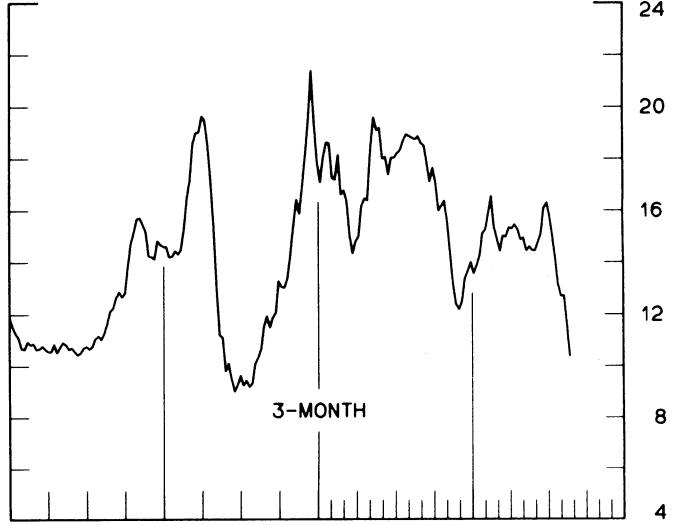
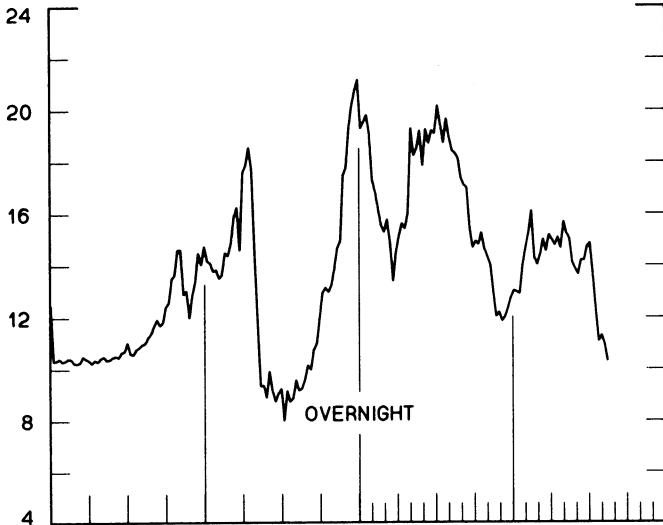
1980

1982

CHART 6
EURO-DOLLAR DEPOSIT RATES LONDON
 AVERAGES FOR WEEK ENDING WEDNESDAY

PERCENT PER ANNUM

PERCENT PER ANNUM



1980

1982

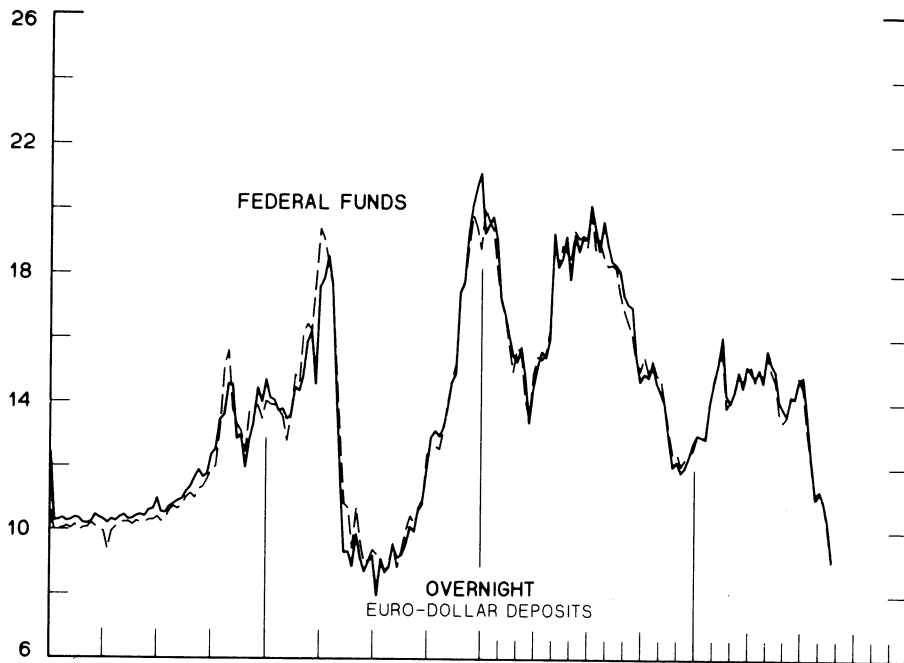
1980

1982

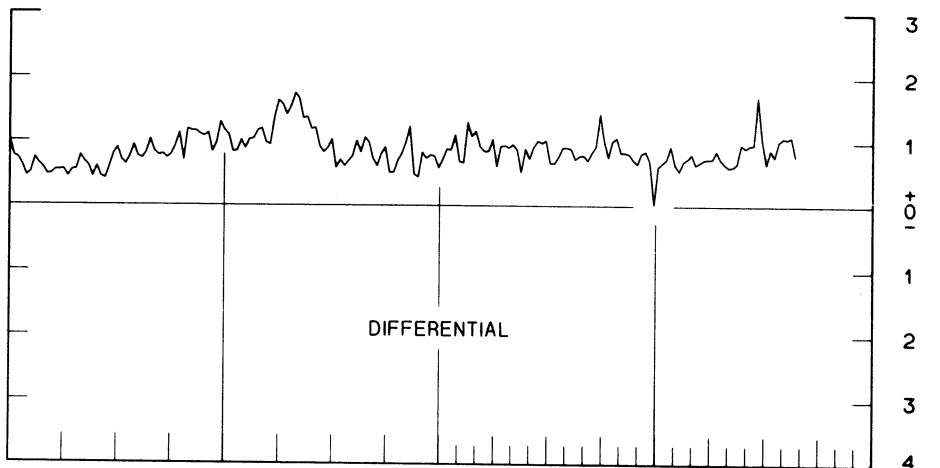
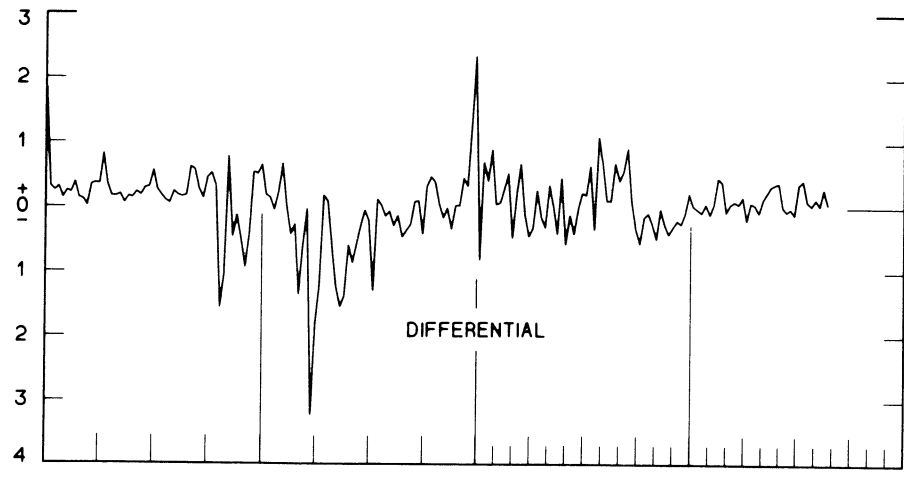
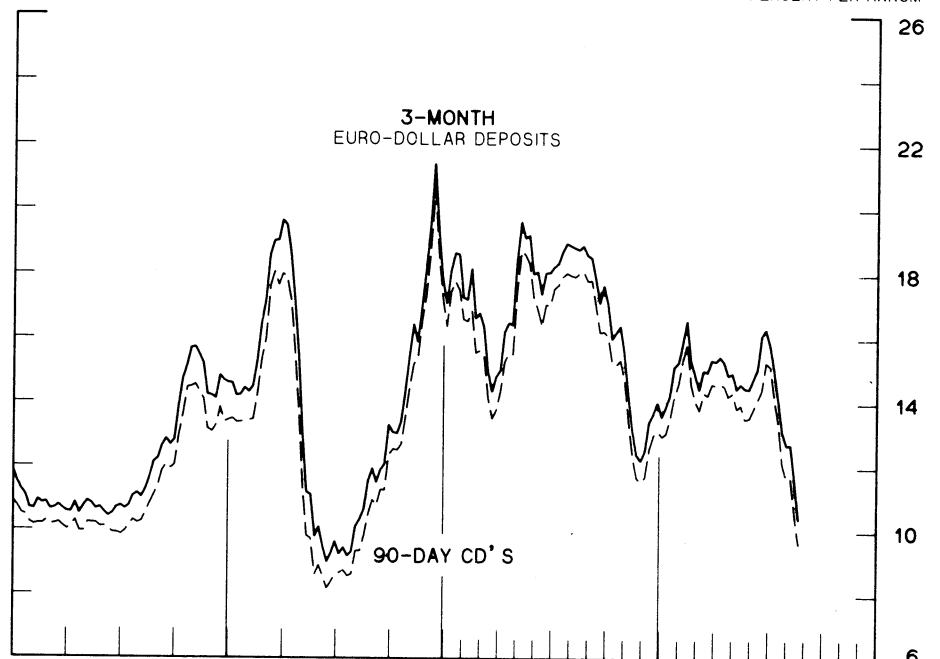
CHART 7
SELECTED EURO-DOLLAR AND U. S. MONEY MARKET RATES

DIFFERENTIAL: PLUS(+), FAVORS BORROWING IN U. S.
 AVERAGES FOR WEEK ENDING WEDNESDAY

PERCENT PER ANNUM



PERCENT PER ANNUM



1980

1982

1980

1982

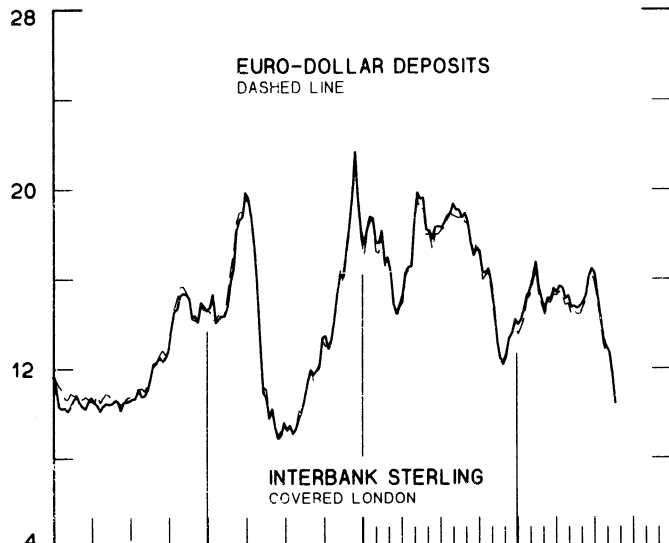
1 PERCENT ON DIFFERENTIAL SCALE = 2 PERCENT ON RATE SCALE

CHART 8

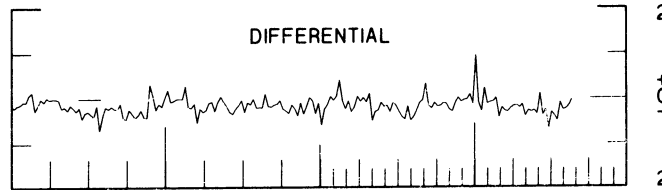
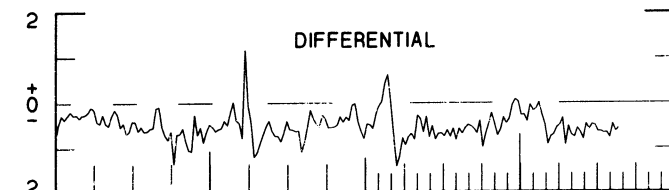
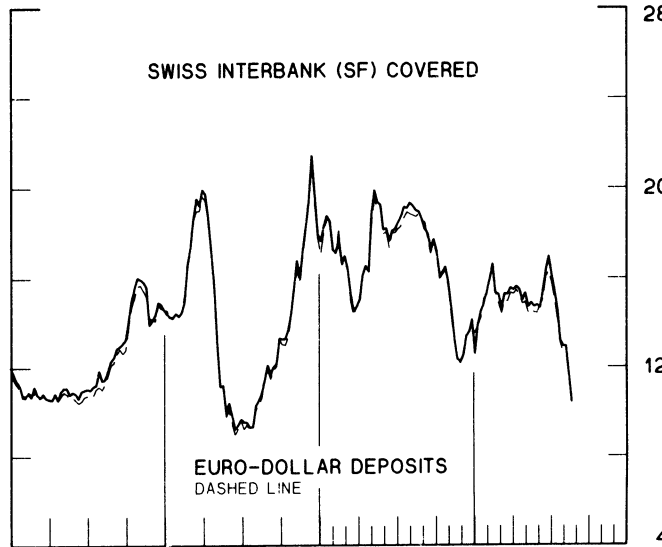
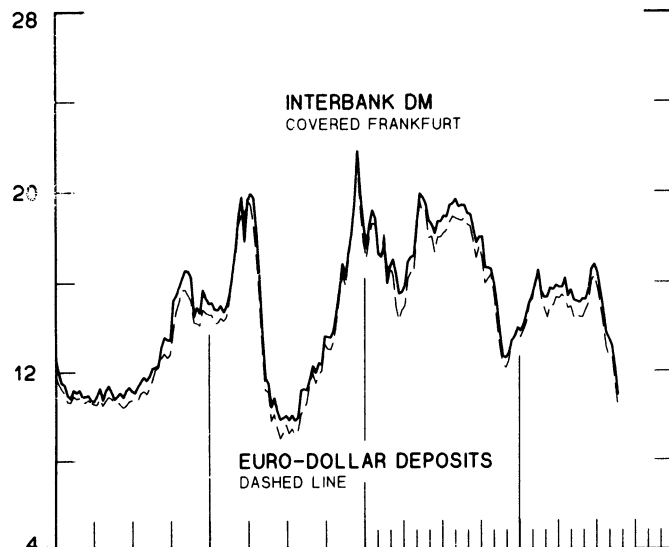
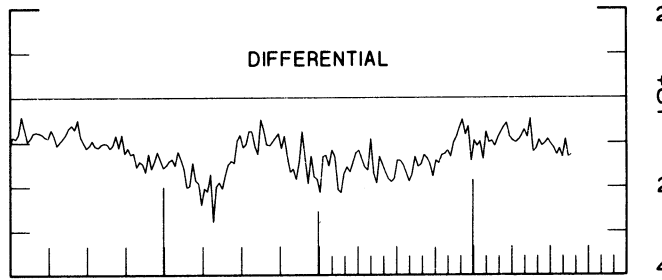
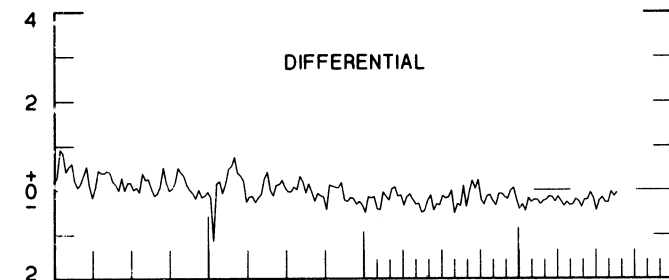
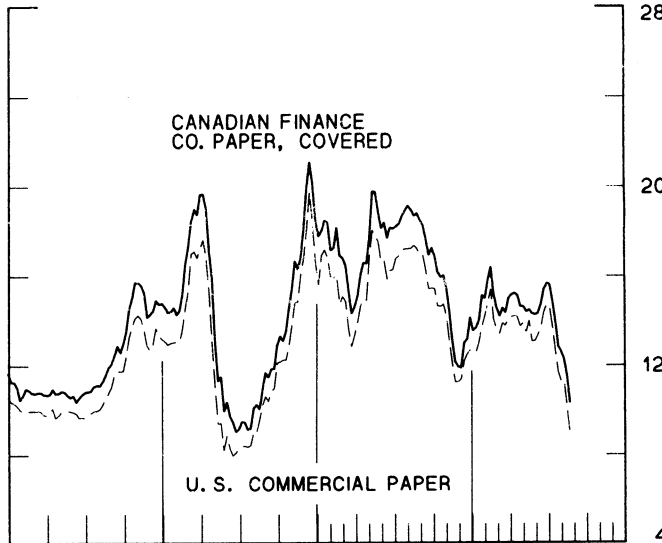
INTEREST ARBITRAGE: 3-MONTH FUNDS

DIFFERENTIAL: PLUS(+), INDICATES FAVOR DOLLAR ASSETS
AVERAGES FOR WEEK ENDING WEDNESDAY

PERCENT PER ANNUM



PERCENT PER ANNUM



1980

1982

1980

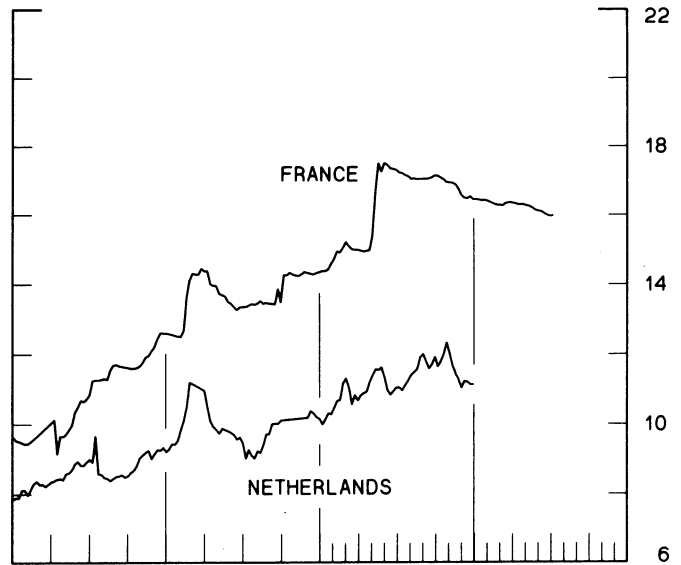
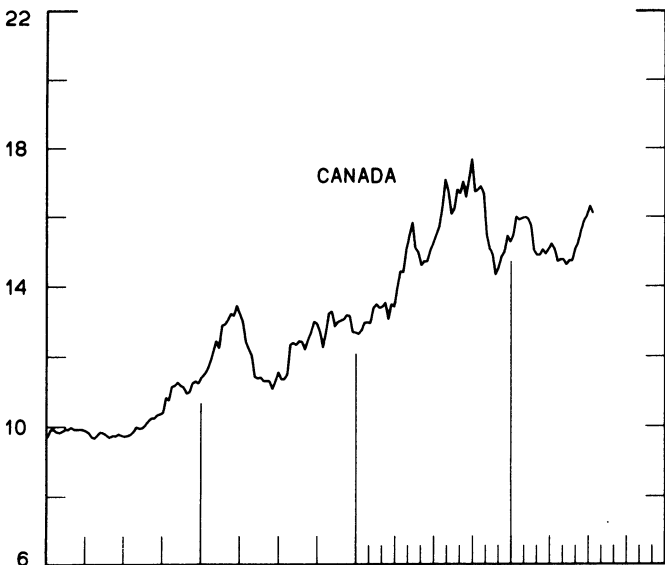
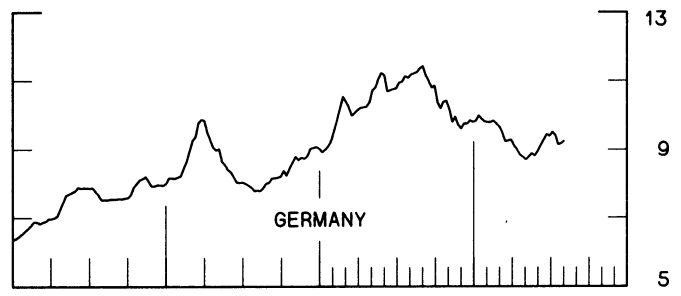
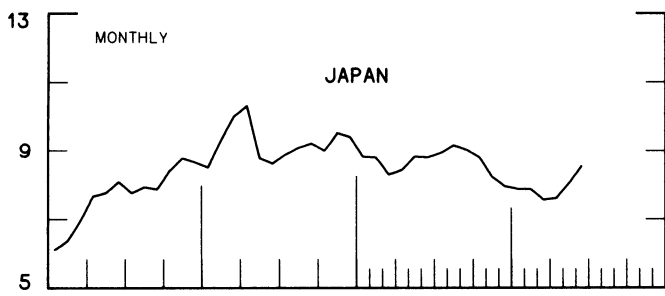
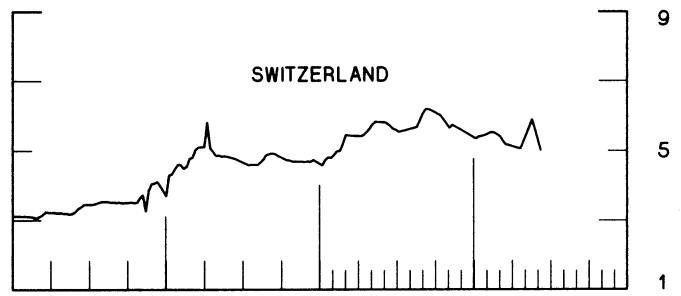
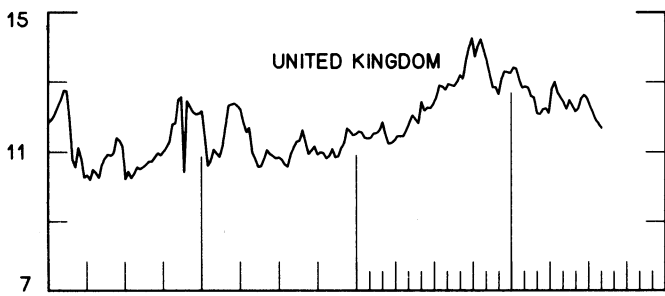
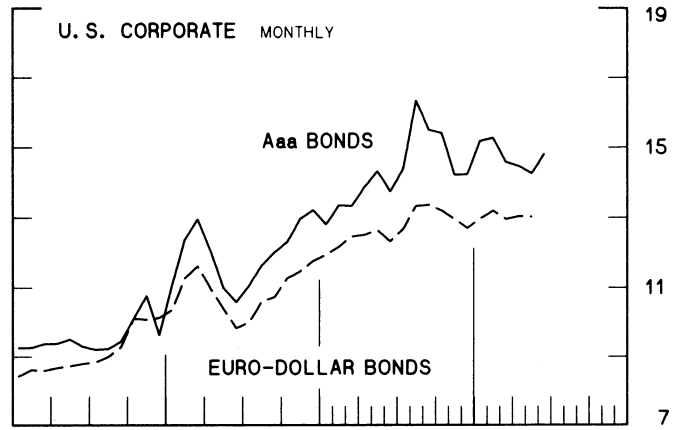
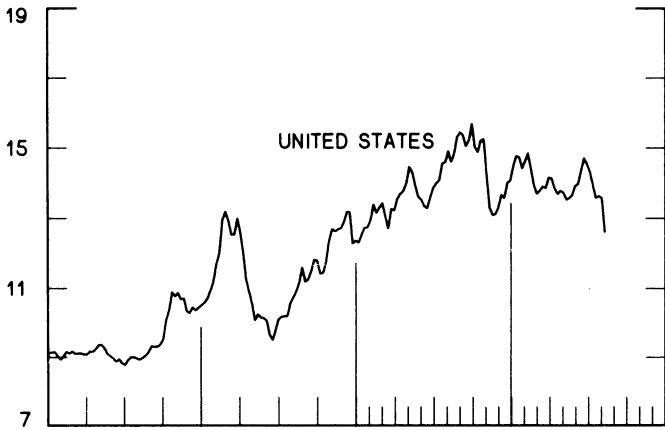
1982

1 PERCENT ON DIFFERENTIAL SCALE = 2 PERCENT ON RATE SCALE

CHART 9
LONG-TERM GOVERNMENT BOND YIELDS
 WEEKLY SERIES

PERCENT PER ANNUM

PERCENT PER ANNUM



1980

1982

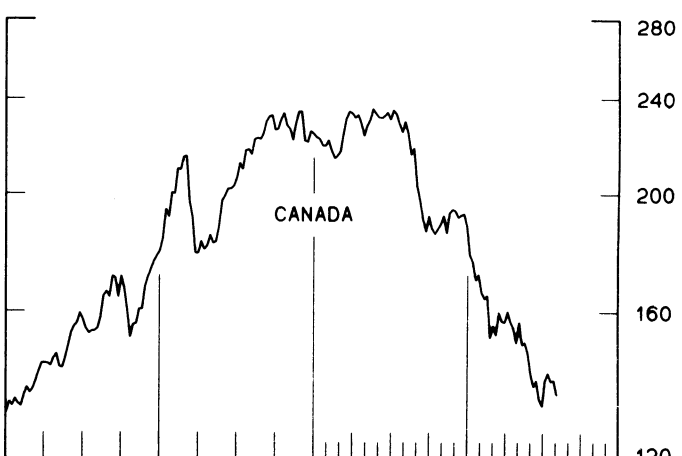
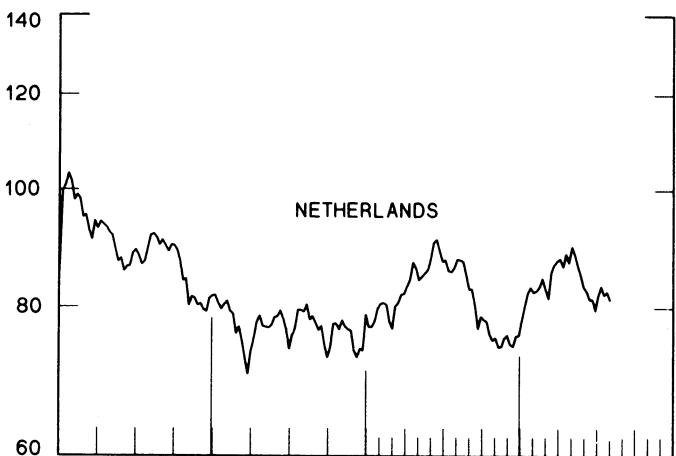
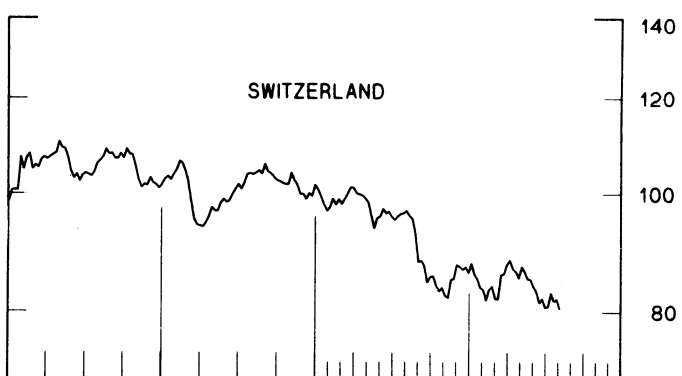
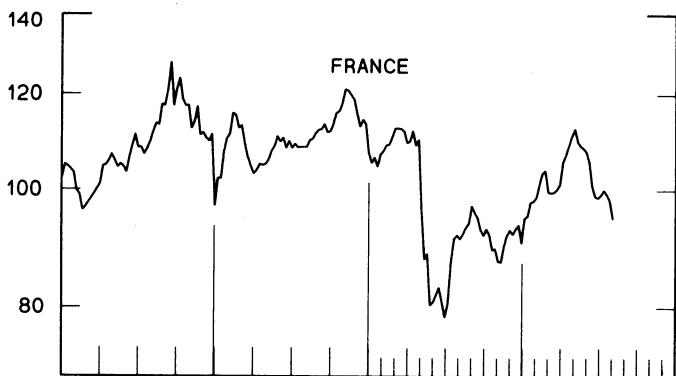
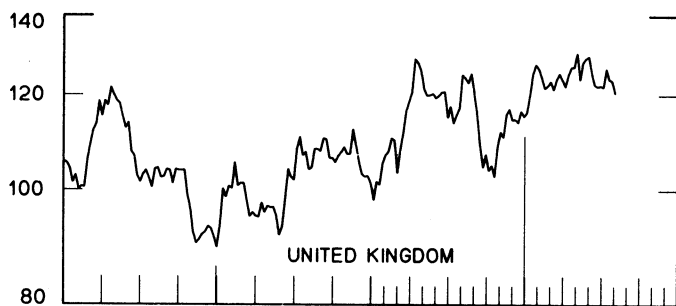
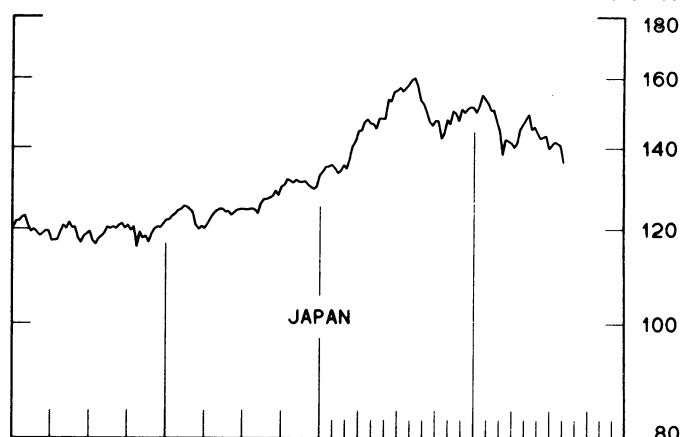
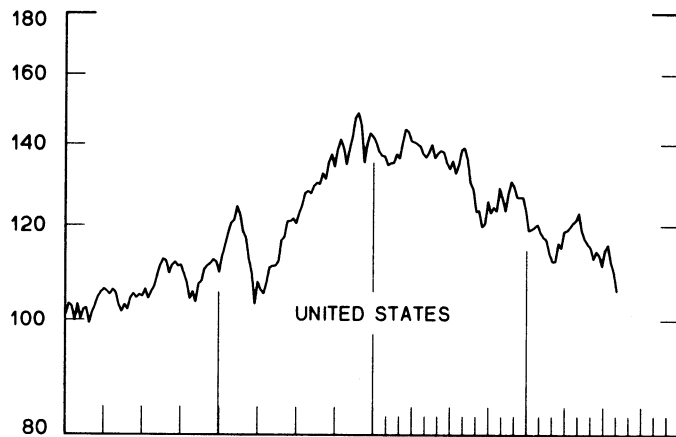
1980

1982

CHART 10
INDUSTRIAL STOCK INDICES
 WEEKLY SERIES

RATIO SCALE
 1969=100

RATIO SCALE
 1969=100



1980

1982

1980

1982

SERIES NAME

LAST VALUE PLOTTED
DATE VALUE

CHART 1. SPOT EXCHANGE RATES AND INDICES

WEEKLY AVERAGES, NOON BUYING RATES (U.S. CENTS)

GERMAN MARK	AUG. 25	40.86
JAPANESE YEN	AUG. 25	0.39368
DUTCH GUILDER	AUG. 25	37.17
U.K. POUND	AUG. 25	174.72
CANADIAN DOLLAR	AUG. 25	80.88
FRENCH FRANC	AUG. 25	14.58
SWISS FRANC	AUG. 25	48.32
BELGIAN FRANC	AUG. 25	2.12698
ITALIAN LIRA	AUG. 25	0.07236

INDICES, MARCH 1973 BASE RATES = 100

GERMAN MARK	AUG. 25	114.93
JAPANESE YEN	AUG. 25	103.08
DUTCH GUILDER	AUG. 25	106.72
U.K. POUND	AUG. 25	70.67
CANADIAN DOLLAR	AUG. 25	80.61
FRENCH FRANC	AUG. 25	65.68
SWISS FRANC	AUG. 25	155.44
BELGIAN FRANC	AUG. 25	83.81
ITALIAN LIRA	AUG. 25	41.11

WEIGHTED AVERAGE EXCHANGE VALUE INDICES, MAR 1973 = 100
(G-10 COUNTRIES PLUS SWITZERLAND)

U.S. DOLLAR	AUG. 25	118.16
GERMAN MARK	AUG. 25	137.19
JAPANESE YEN	AUG. 25	119.84
DUTCH GUILDER	AUG. 25	123.37
U.K. POUND	AUG. 25	78.80
CANADIAN DOLLAR	AUG. 25	91.33
FRENCH FRANC	AUG. 25	72.45
SWISS FRANC	AUG. 25	180.20
BELGIAN FRANC	AUG. 25	95.34
ITALIAN LIRA	AUG. 25	44.24
SWEDISH KRONA	AUG. 25	82.31

CHART 2. 3-MONTH FORWARD EXCHANGE RATES, PREMIUM OR DISCOUNT

CANADIAN DOLLAR	AUG. 25	-3.75
U.K. POUND	AUG. 25	-0.22
GERMAN MARK	AUG. 25	2.23
FRENCH FRANC	AUG. 25	-9.08
SWISS FRANC	AUG. 25	6.64
DUTCH GUILDER	AUG. 25	2.00
JAPANESE YEN	AUG. 25	3.09
ITALIAN LIRA	AUG. 25	-9.55

SERIES NAME	LAST VALUE PLOTTED	
	DATE	VALUE
CHART 3. GOLD PRICE IN LONDON, AFTERNOON FIXING		
U.S. DOLLARS PER FINE OUNCE	AUG. 25	389.28
CHART 4. CALL MONEY RATES		
U.S. FEDERAL FUNDS	AUG. 25	9.04
OVERNIGHT EURO-DOLLAR DEPOSITS	AUG. 25	9.09
U.K. 2-DAY LOCAL AUTHORITY DEPOSITS	AUG. 13	11.63
CANADA	JULY 16	15.86
GERMANY	AUG. 13	9.00
EURC-DM	AUG. 13	8.73
JAPAN	AUG. 13	7.38
FRANCE	AUG. 13	14.50
NETHERLANDS	JAN. 1	10.30
EURO-SWISS FRANC	AUG. 13	1.30
CHART 5. 3-MONTH INTEREST RATES		
U.S. 90-DAY CD'S, SECCNDARY MARKET	AUG. 25	9.59
GERMAN INTERBANK LOAN	AUG. 25	8.63
JAPANESE BANK LOANS & DISCOUNTS	AUG. 25	7.38
CANADIAN FINANCE PAPER	AUG. 25	14.18
INTERBANK STERLING	AUG. 25	10.65
SWISS INTERBANK LOAN	AUG. 25	3.70
WEIGHTED AVERAGE FOREIGN INTEREST RATE (G-10 CCOUNTRIES PLUS SWITZERLAND)	AUG. 25	10.62
CHART 6. EURO-DOLLAR DEPOSIT RATES: LONDON		
OVERNIGHT	AUG. 25	9.09
7-DAY	AUG. 25	9.25
1-MONTH	AUG. 25	9.76
3-MONTH	AUG. 25	10.36
6-MONTH	AUG. 25	11.33
1-YEAR	AUG. 25	12.05
CHART 7. SELECTED EURO-DOLLAR AND U.S. MONEY MARKET RATES		
OVERNIGHT EURO-DOLLAR DEPOSITS	AUG. 25	9.09
U.S. FEDERAL FUNDS	AUG. 25	9.04
DIFFERENTIAL ADJ. FOR RESERVE REQUIREMENTS	AUG. 25	0.05
3-MONTH EURC-DOLLAR DEPOSIT RATE	AUG. 25	10.36
U.S. 90-DAY CD'S, SECCNDARY MARKET	AUG. 25	9.59
DIFFERENTIAL	AUG. 25	0.77

SERIES NAME	LAST VALUE PLOTTED	
	DATE	VALUE
CHART 8. INTEREST ARBITRAGE, 3-MONTH FUNDS		
EURO-DOLLAR DEPOSIT	AUG. 25	10.36
INTERBANK STERLING (LONDON), COVERED	AUG. 25	10.42
DIFFERENTIAL	AUG. 25	-0.06
U.S. COMMERCIAL PAPER	AUG. 25	9.01
CANADIAN FINANCE PAPER, COVERED	AUG. 25	10.29
DIFFERENTIAL	AUG. 25	-1.28
EURO-DOLLAR DEPOSIT	AUG. 25	10.36
INTERBANK DM (FRANKFURT), COVERED	AUG. 25	10.91
DIFFERENTIAL	AUG. 25	-0.55
EURO-DOLLAR DEPOSIT	AUG. 25	10.36
SWISS INTERBANK, COVERED	AUG. 25	10.40
DIFFERENTIAL	AUG. 25	-0.04
CHART 9. LONG TERM GOVERNMENT BOND YIELDS		
UNITED STATES	AUG. 20	12.60
GERMANY	AUG. 20	8.85
JAPAN (MONTHLY)	JUNE	8.53
SWITZERLAND	JUNE 11	5.00
CANADA	JULY 16	16.09
FRANCE	JULY 9	15.96
NETHERLANDS	JAN. 1	11.12
UNITED KINGDOM	AUG. 20	10.95
U.S. CORPORATE		
AAA BONDS	JUNE	14.81
EURO-DOLLAR BONDS	MAY	13.02
CHART 10. STOCK INDICES		
UNITED STATES	AUG. 11	105.63
UNITED KINGDOM	AUG. 11	120.35
CANADA	AUG. 11	136.93
GERMANY	AUG. 11	94.84
SWITZERLAND	AUG. 11	80.49
NETHERLANDS	AUG. 11	81.19
FRANCE	AUG. 11	94.79
JAPAN	AUG. 11	135.99

FEDERAL RESERVE statistical release



H. 10 (512)

FOREIGN EXCHANGE RATES

AUGUST 30, 1982

FOR THE WEEK ENDING AUGUST 27, 1982

The Board of Governors of the Federal Reserve System is advised that the Federal Reserve Bank of New York has certified for customs purposes the following foreign buying rate in New York City for cable transfers payable in foreign currencies:

COUNTRY	MONETARY UNIT	(CURRENCY UNITS PER DOLLAR)				
		AUG. 23	AUG. 24	AUG. 25	AUG. 26	AUG. 27
ARGENTINA	PESO	23050.00	23050.00	23050.00	23050.00	23050.00
*AUSTRALIA	DOLLAR	97.70	98.11	98.23	97.90	97.20
AUSTRIA	SCHILLING	17.300	17.110	17.050	17.140	17.310
BELGIUM	FRANC	47.090	46.500	46.750	46.780	47.350
BRAZIL	CRUZEIRO	189.90	189.90	189.90	189.90	189.90
CANADA	DOLLAR	1.2373	1.2336	1.2335	1.2336	1.2398
CHILE	PESO	59.500	59.500	59.500	59.500	53.000
CHINA, P.R.	YUAN	1.9193	1.9193	1.9078	1.9173	1.9173
COLOMBIA	PESO	65.700	65.700	65.700	65.700	65.650
DENMARK	KRONE	8.5750	8.4680	8.4800	8.5200	8.6500
FINLAND	MARKKA	4.7300	4.6990	4.6775	4.6895	4.7210
FRANCE	FRANC	6.8690	6.7850	6.8450	6.8725	6.9340
GERMANY	D. MARK	2.4550	2.4180	2.4275	2.4385	2.4710
GREECE	DRACHMA	69.650	68.760	68.750	68.750	69.810
HONG KONG	DOLLAR	6.0250	5.9625	5.9800	5.9975	6.0350
INDIA	RUPEE	9.5600	9.5200	9.5100	9.5100	9.5500
INDONESIA	RUPIAH	662.75	662.75	662.75	662.75	662.75
IRAN	RIAL	NA	NA	NA	NA	NA
*IRELAND	POUND	140.25	142.20	141.50	140.85	138.90
ISRAEL	SHEKEL	27.210	27.140	27.140	27.120	27.120
ITALY	LIRA	1386.00	1368.00	1372.00	1381.00	1395.00
JAPAN	YEN	254.60	251.50	251.00	253.20	256.60
MALAYSIA	DOLLAR	2.3360	2.3300	2.3340	2.3380	2.3440
MEXICO	PESO	97.0000	99.0000	103.0000	120.0000	135.0000
NETHERLANDS	GUILDER	2.6975	2.6580	2.6640	2.6760	2.7080
*NEW ZEALAND	DOLLAR	73.530	74.000	74.100	74.050	73.350
NORWAY	KRONE	6.6210	6.5420	6.5600	6.5850	6.6220
PERU	SOL	738.25	738.25	738.25	738.25	751.09
PHILIPPINES	PESO	8.5050	8.5050	8.5050	8.5050	8.5725
PORTUGAL	ESCUDO	86.100	85.600	85.200	85.100	85.200
SINGAPORE	DOLLAR	2.1520	2.1420	2.1420	2.1480	2.1515
*SOUTH AFRICA	RAND	87.45	88.20	88.30	88.09	84.37
SOUTH KOREA	WON	744.90	744.90	744.90	744.90	744.90
SPAIN	PESETA	110.860	109.730	109.340	110.320	111.000
SRI LANKA	RUPEE	20.840	20.840	20.840	20.840	20.900
SWEDEN	KRONA	6.0960	6.0500	6.0525	6.0625	6.1025
SWITZERLAND	FRANC	2.0760	2.0400	2.0430	2.0700	2.0980
THAILAND	BAHT	23.000	23.000	23.000	23.000	23.000
*UNITED KINGDOM	POUND	174.40	176.65	176.05	176.00	173.60
VENEZUELA	BOLIVAR	4.3000	4.3000	4.3000	4.3000	4.3000

* VALUE IN U.S. CENTS