

(516/517)

DATA FILE
LIBRARY
FEDERAL RESERVE BANK
OF CHICAGO

LIBRARY
AUG 5 1982
FEDERAL RESERVE BANK
OF CHICAGO

Selected Interest & Exchange Rates

Weekly Series of Charts

August 2, 1982

Prepared by the
FINANCIAL MARKETS
SECTION

DIVISION OF
INTERNATIONAL FINANCE

BOARD OF GOVERNORS
FEDERAL RESERVE SYSTEM
Washington, D.C. 20551

Table of Contents

TABLES

1. LATEST FIGURES PLOTTED
2. DAILY CERTIFIED SPOT
EXCHANGE RATES--
H.10 RELEASE

CHARTS

1. SPOT EXCHANGE RATE INDICES
2. 3-MONTH FORWARD EXCHANGE RATES
3. GOLD PRICE--LONDON
4. CALL MONEY RATES
5. 3-MONTH INTEREST RATES
6. EURO-DOLLAR DEPOSIT RATES
7. SELECTED EURO-DOLLAR AND
U.S. MONEY MARKET RATES
8. INTEREST ARBITRAGE: 3-MONTH FUNDS
9. LONG-TERM GOVERNMENT BOND YIELDS
10. INDUSTRIAL STOCK INDICES

SUBSCRIPTION RATES:

Weekly \$15.00 per year or \$.40 each in the United States, its possessions, Canada, and Mexico; 10 or more of the same issue to one address, \$13.50 per year or \$.35 each. Elsewhere, \$20.00 per year or \$.50 each. Address requests to Publications Services, Division of Administrative Services, and make payment remittance payable to the order of the Board of Governors of the Federal Reserve System in a form collectible at par in U.S. Currency.

CHART 1

SPOT EXCHANGE INDICES

DOLLAR PRICES OF FOREIGN CURRENCIES AND WEIGHTED AVERAGE VALUES (THIN LINE)
AVERAGES FOR WEEK ENDING WEDNESDAY

RATIO SCALE
MARCH 1973=100

RATIO SCALE
MARCH 1973=100

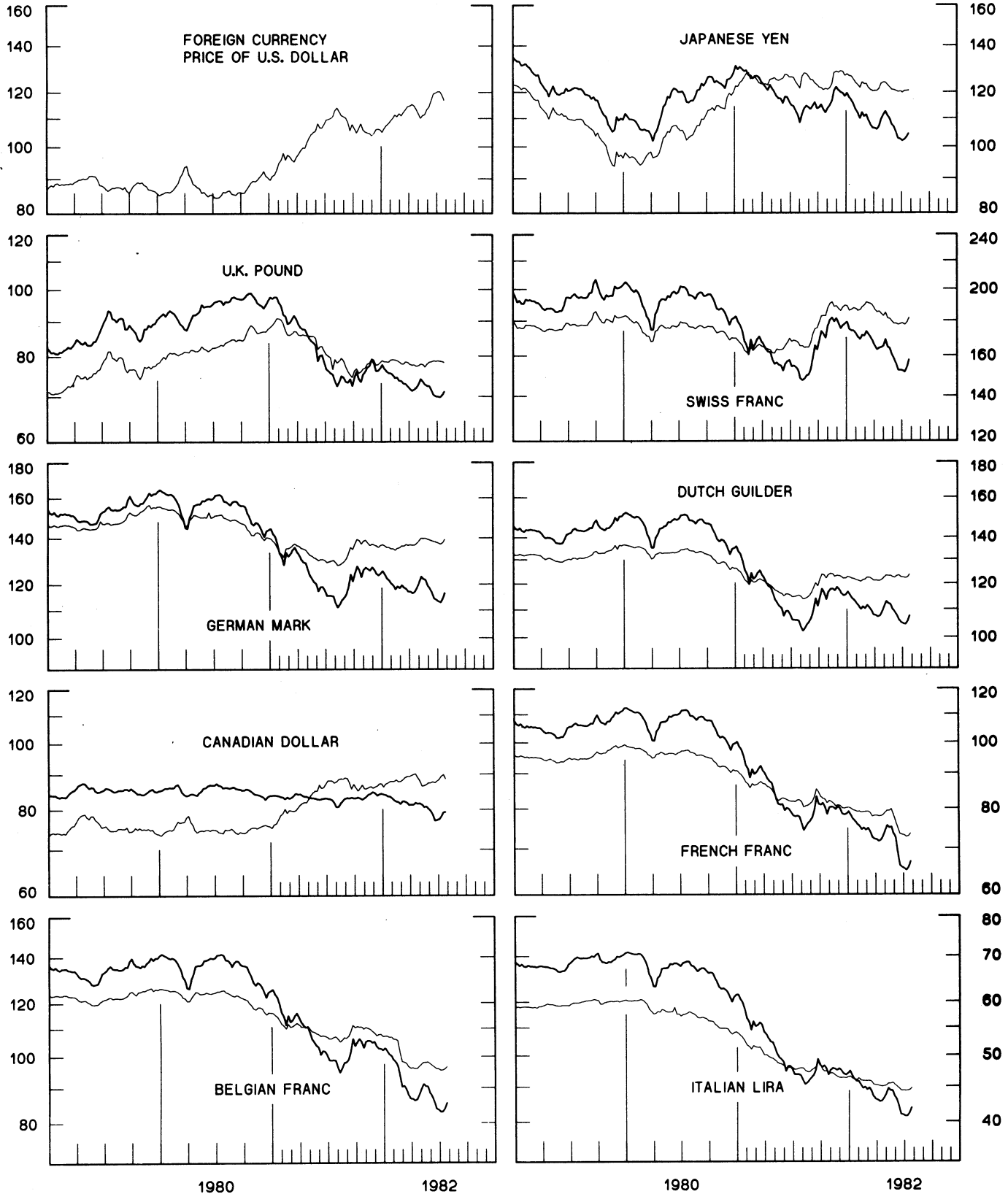
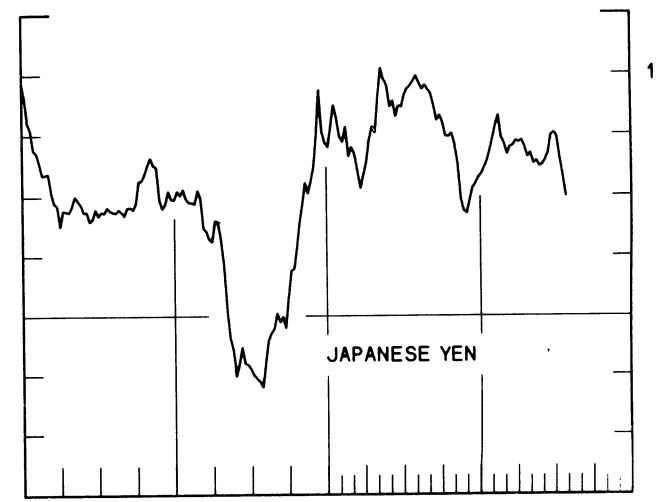
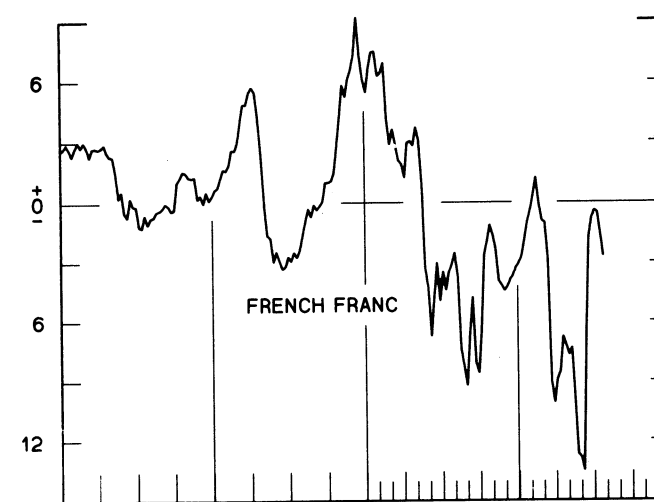
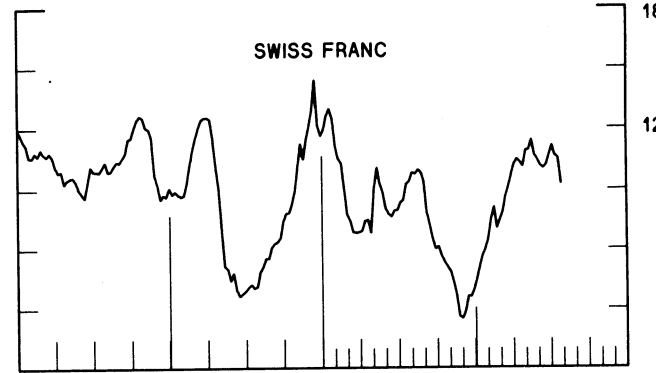
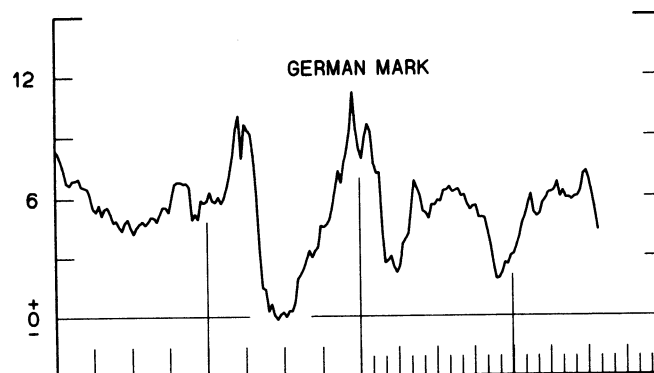
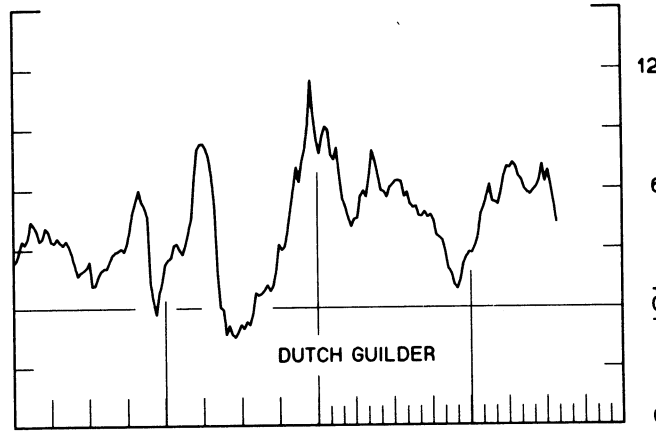
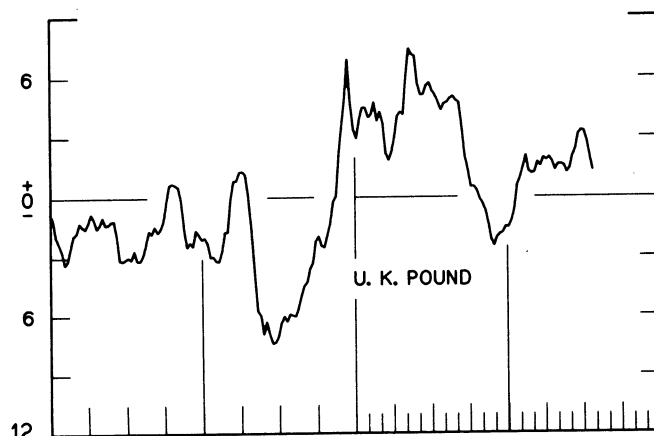
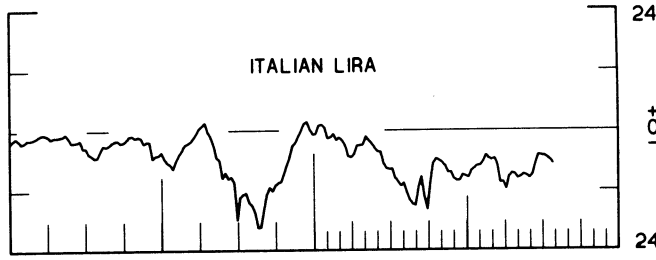
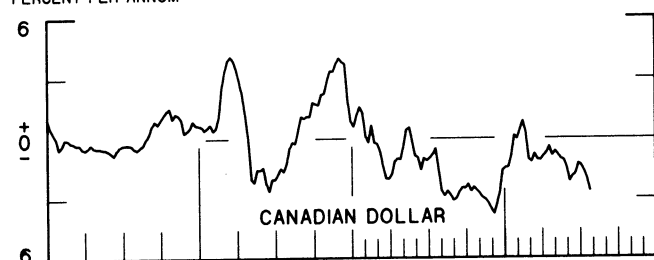


CHART 2
3-MONTH FORWARD EXCHANGE RATES
 PREMIUM (+) OR (-)
 AVERAGES FOR WEEK ENDING WEDNESDAY

PERCENT PER ANNUM

PERCENT PER ANNUM



1980

1982

1980

1982

CHART 3
PRICE OF GOLD IN LONDON
AVERAGES FOR WEEK ENDING WEDNESDAY

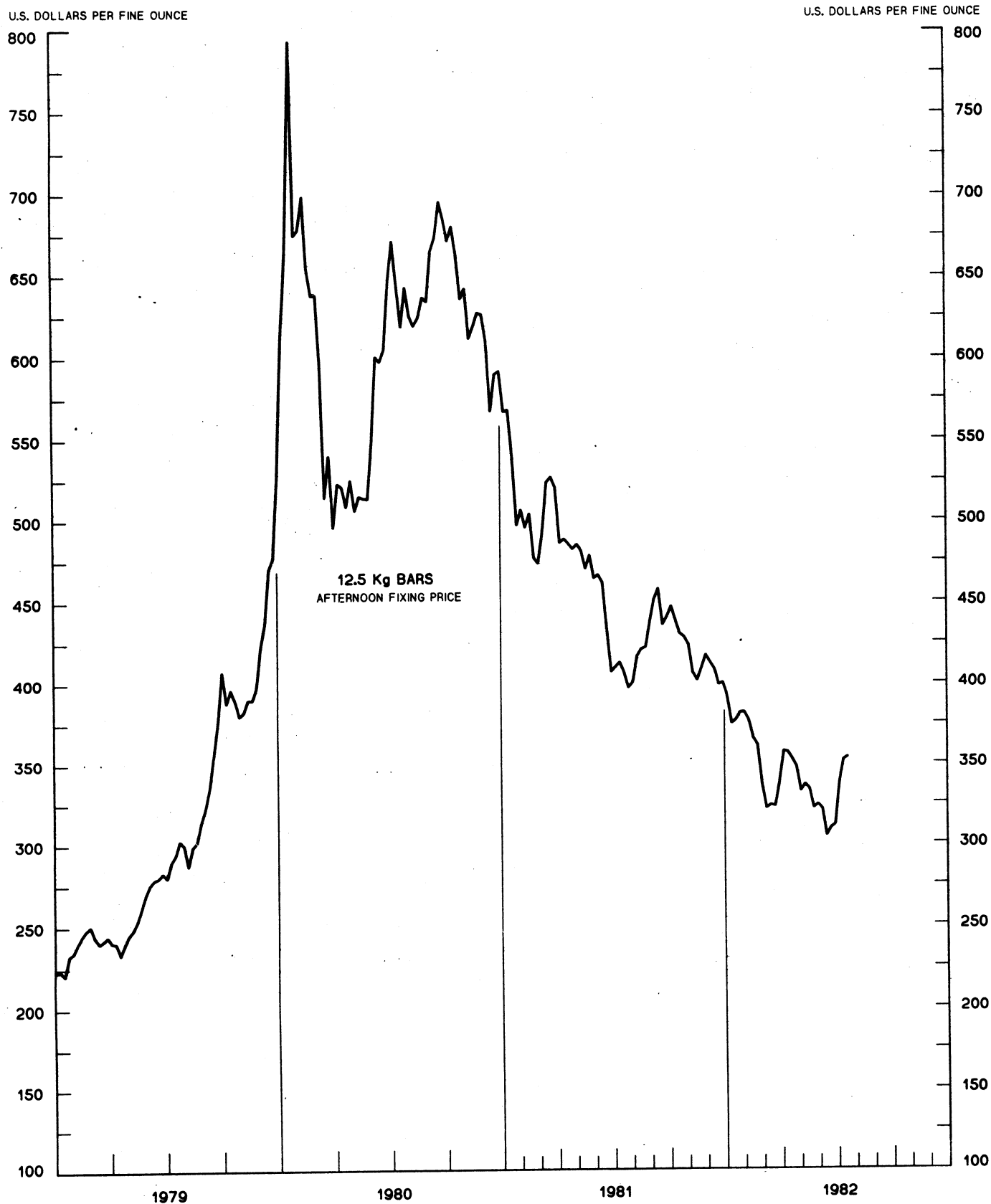


CHART 4
CALL MONEY RATES
 WEEKLY SERIES

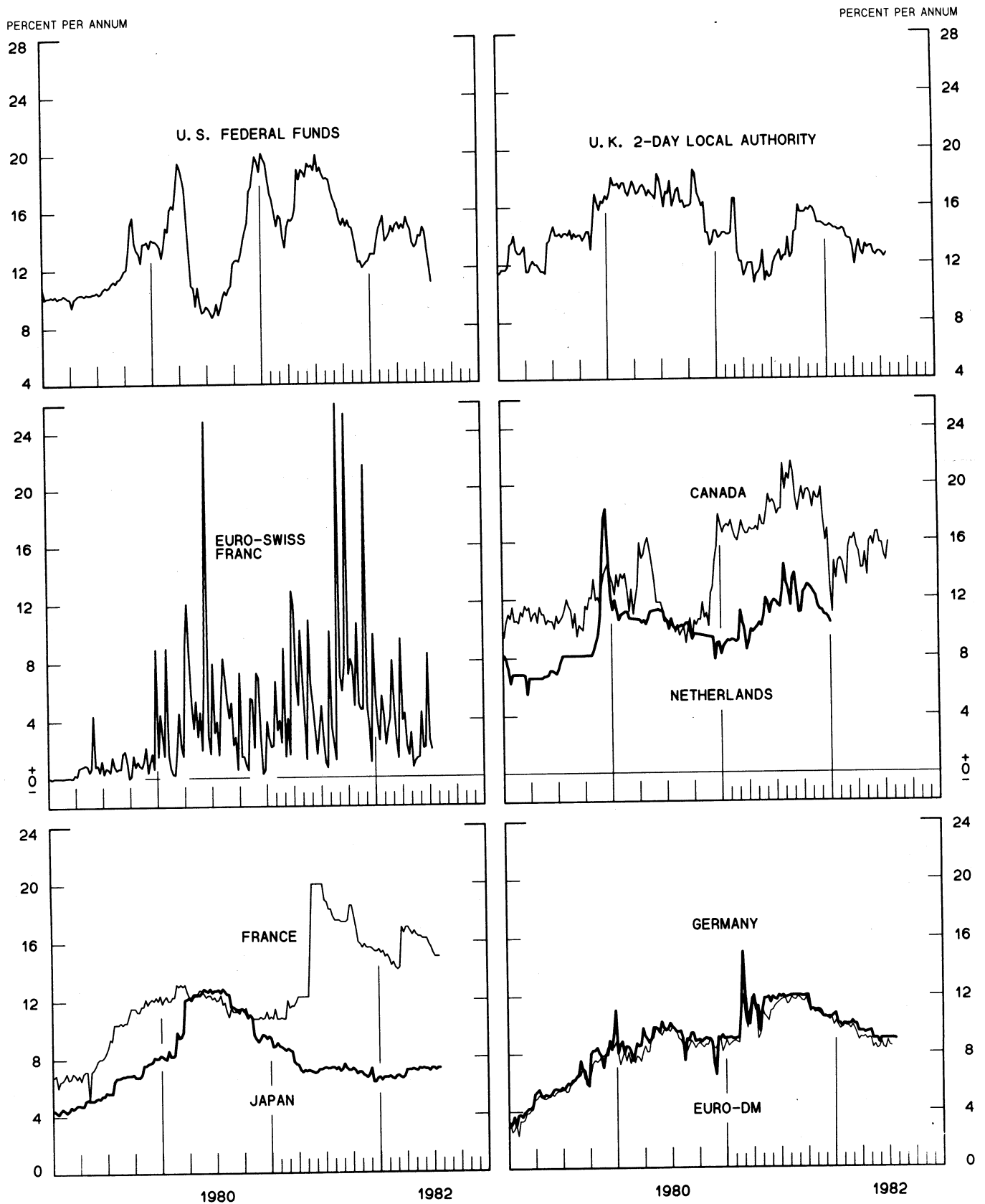


CHART 5
3-MONTH INTEREST RATES
 WEEKLY SERIES

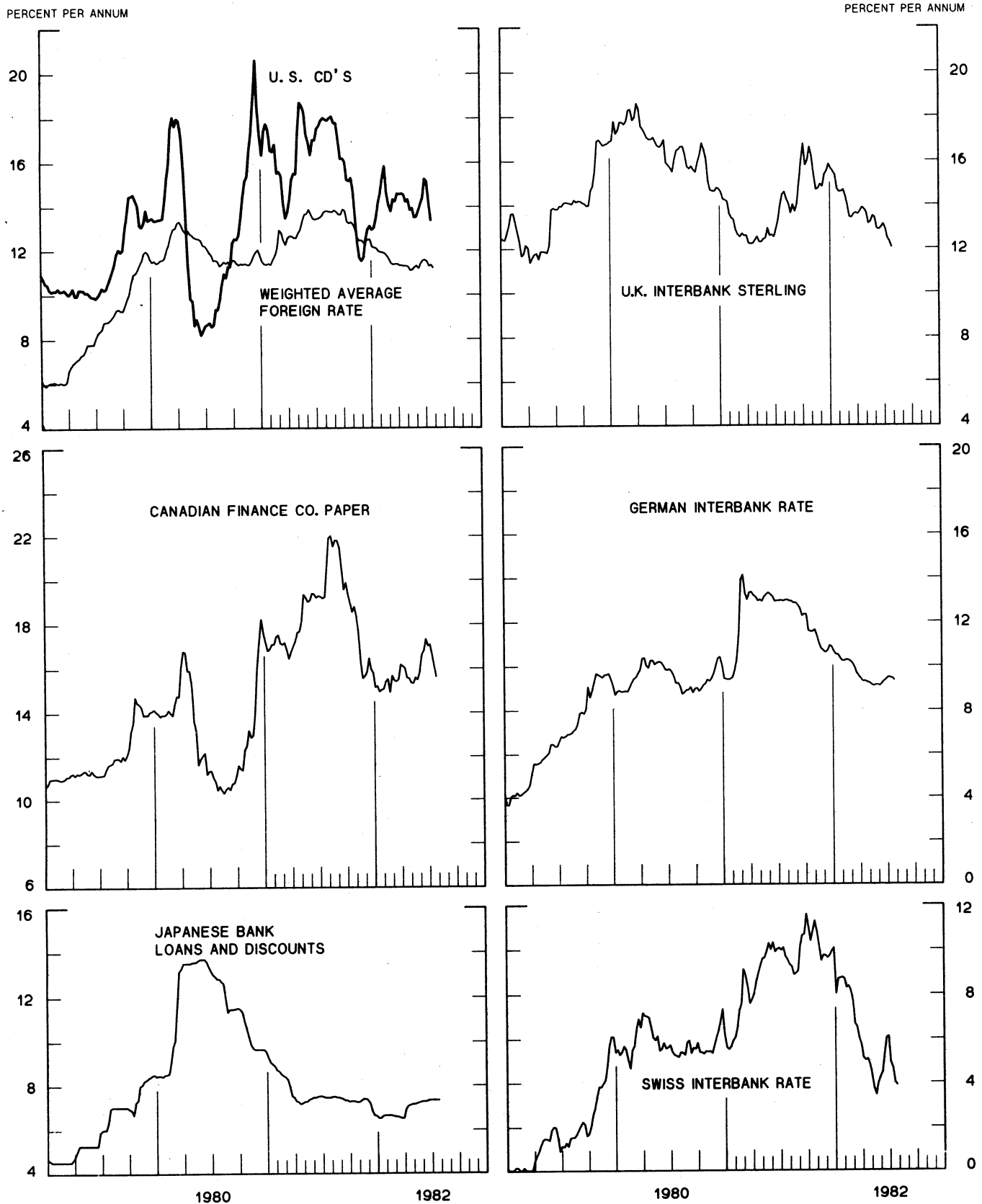


CHART 6
EURO-DOLLAR DEPOSIT RATES LONDON
 AVERAGES FOR WEEK ENDING WEDNESDAY

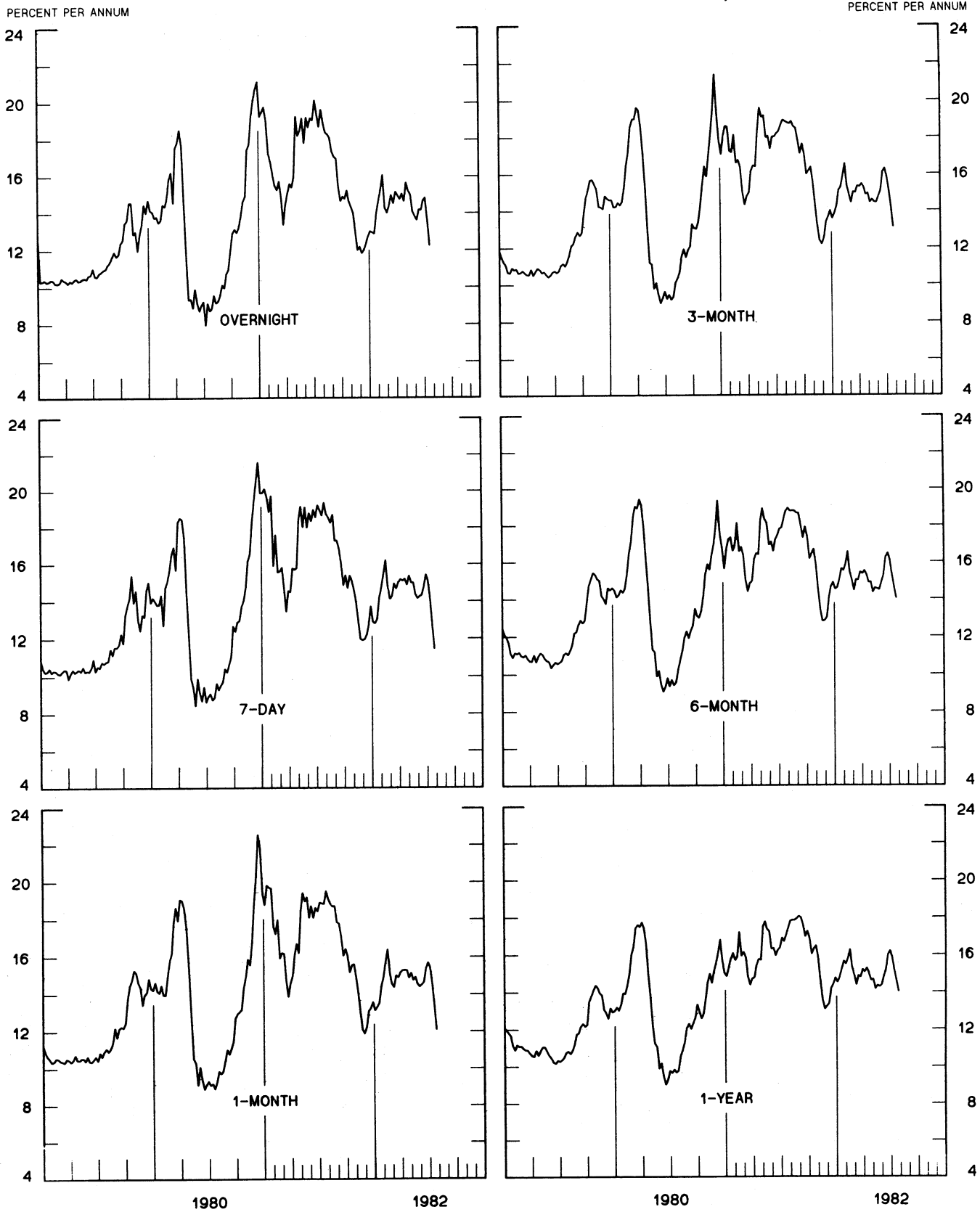
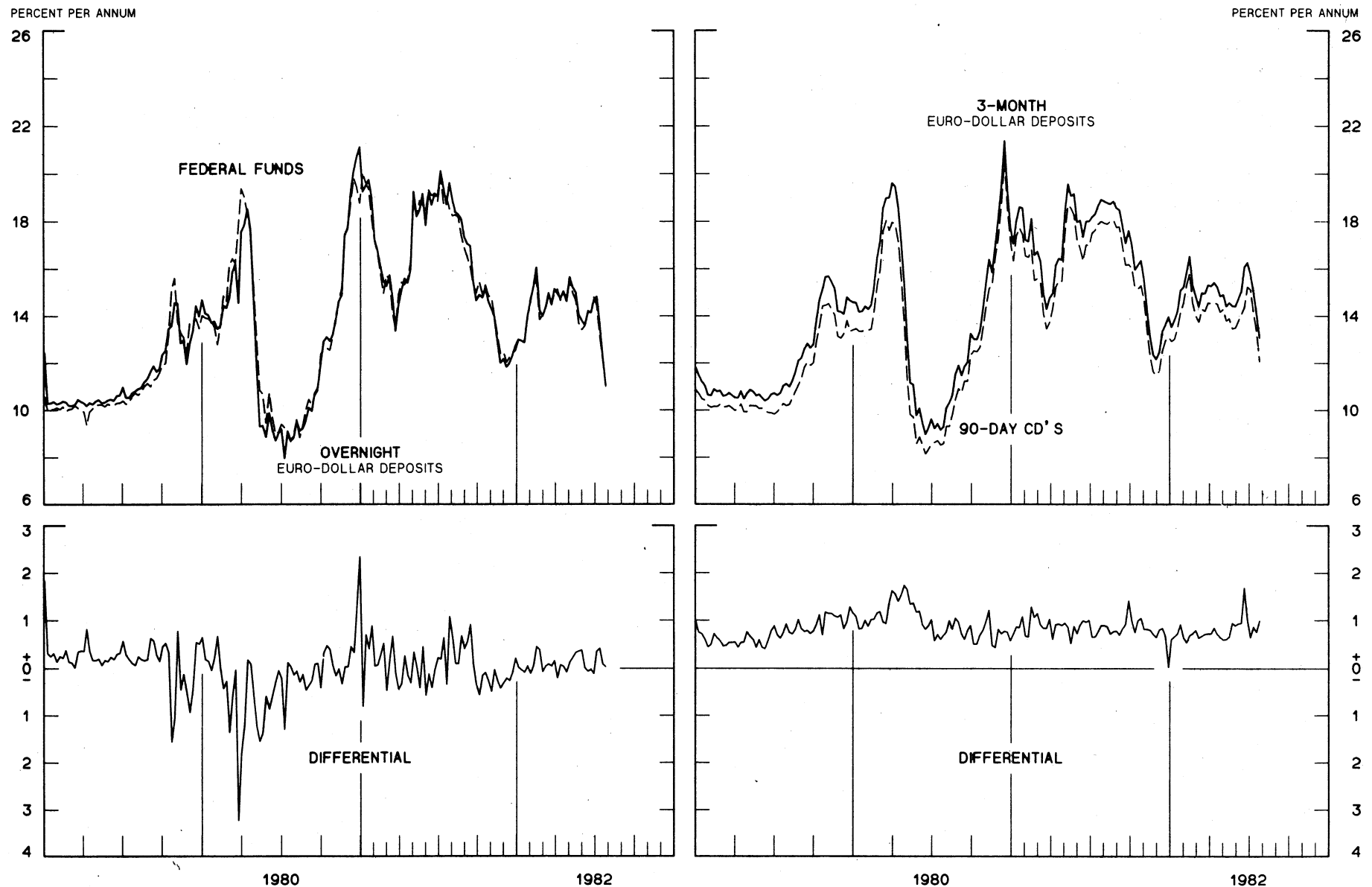


CHART 7
SELECTED EURO-DOLLAR AND U. S. MONEY MARKET RATES

DIFFERENTIAL: PLUS(+), FAVORS BORROWING IN U. S.
 AVERAGES FOR WEEK ENDING WEDNESDAY

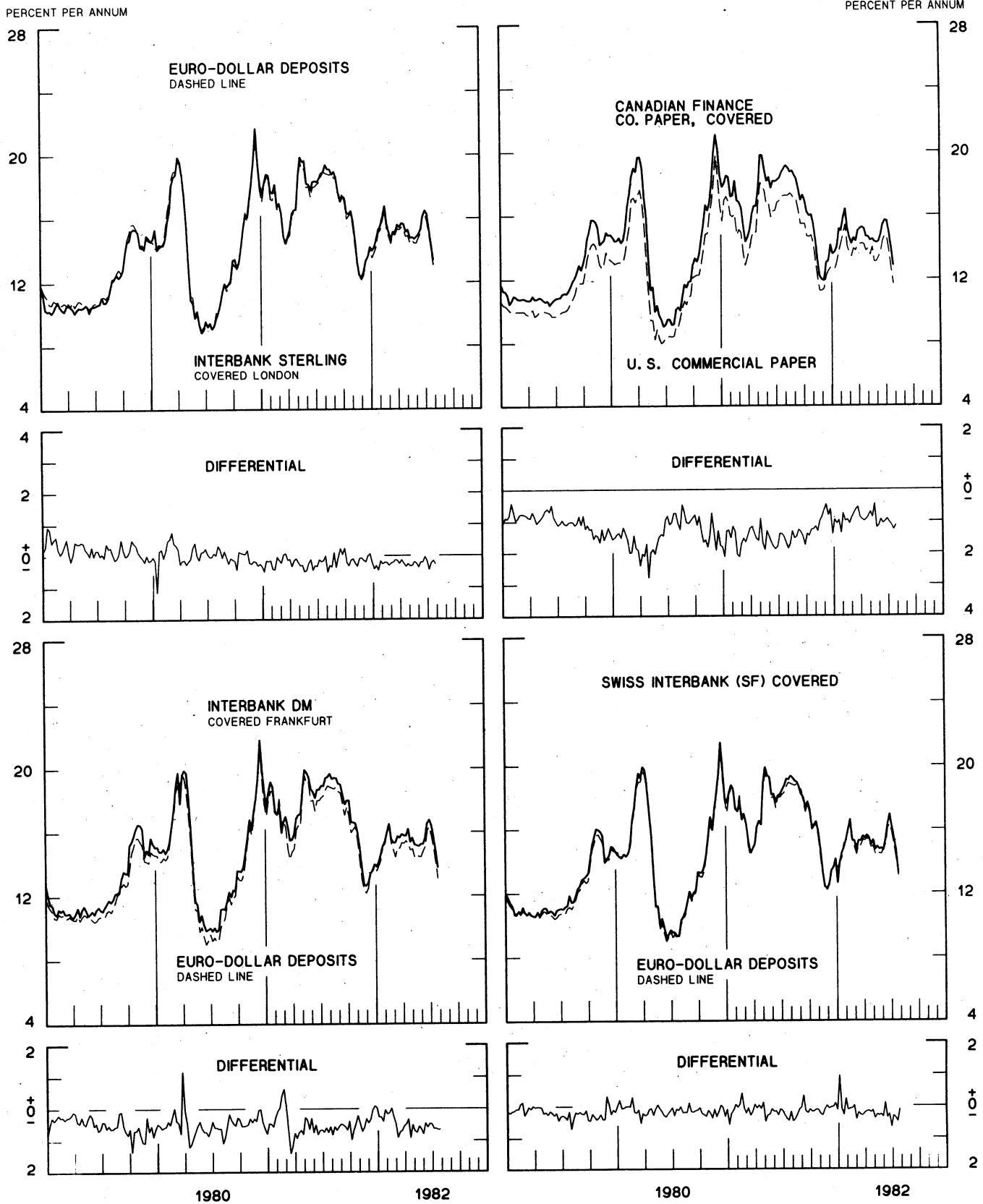


1 PERCENT ON DIFFERENTIAL SCALE = 2 PERCENT ON RATE SCALE

CHART 8

INTEREST ARBITRAGE: 3-MONTH FUNDS

DIFFERENTIAL: PLUS(+), INDICATES FAVOR DOLLAR ASSETS
 AVERAGES FOR WEEK ENDING WEDNESDAY



1 PERCENT ON DIFFERENTIAL SCALE = 2 PERCENT ON RATE SCALE

CHART 9
LONG-TERM GOVERNMENT BOND YIELDS
 WEEKLY SERIES

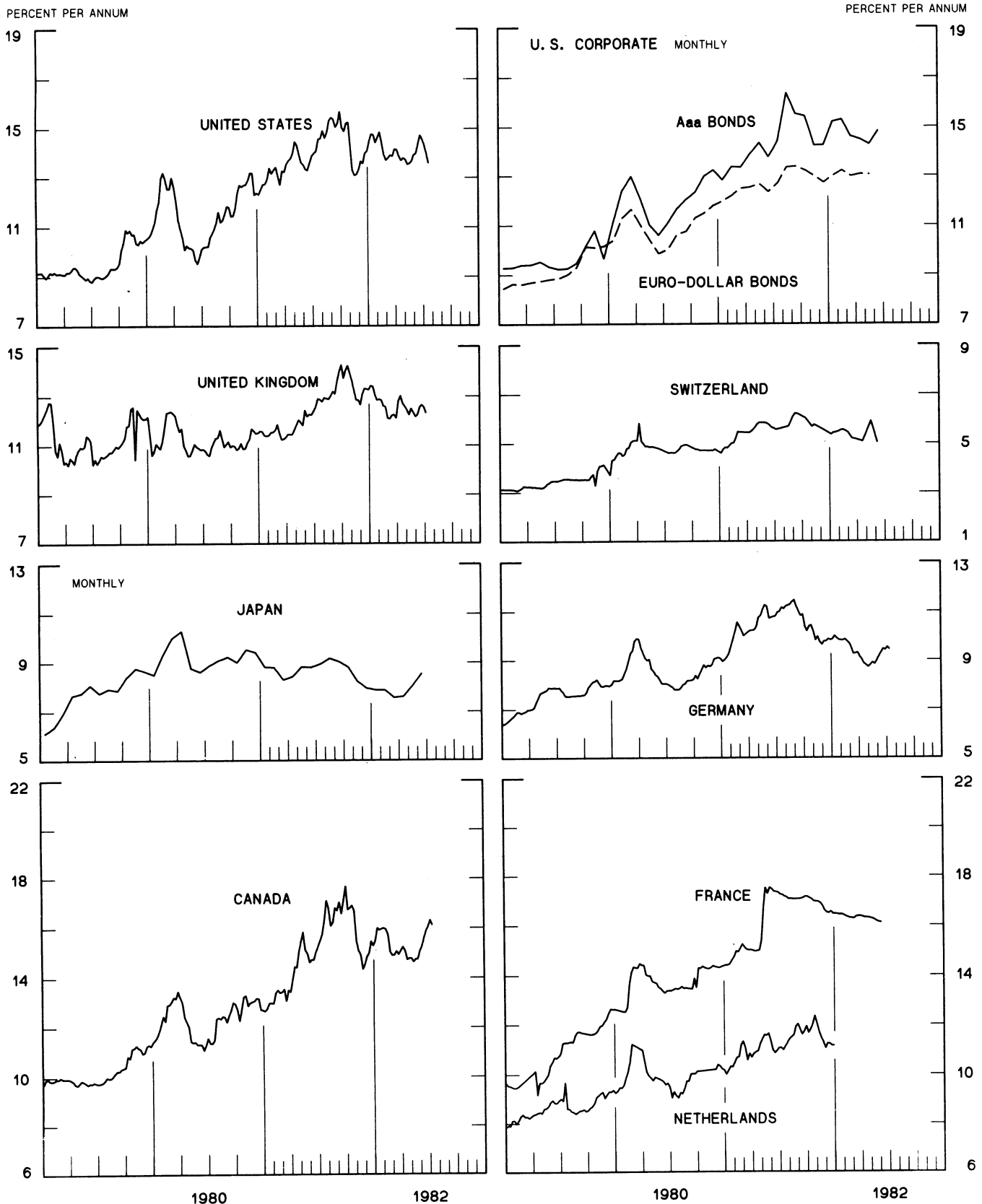
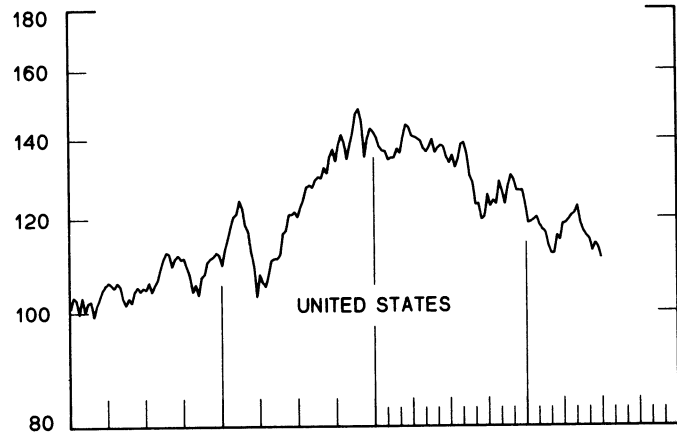
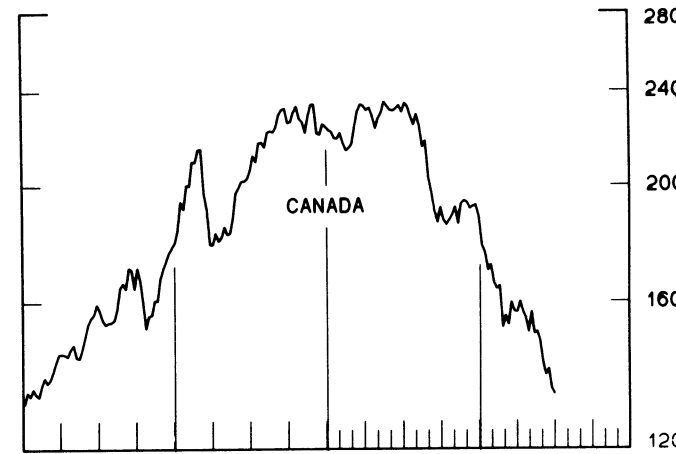
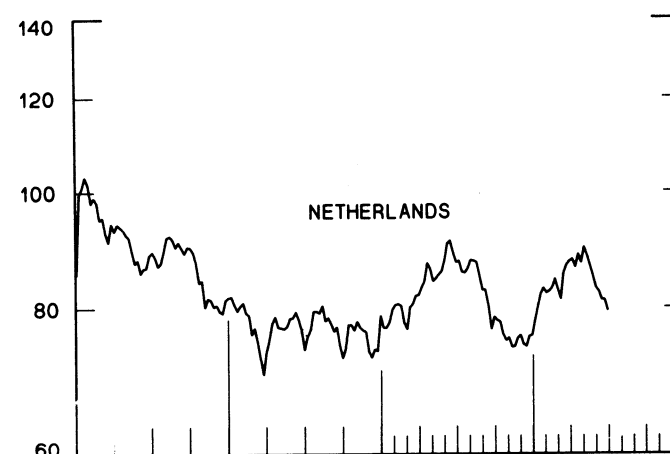
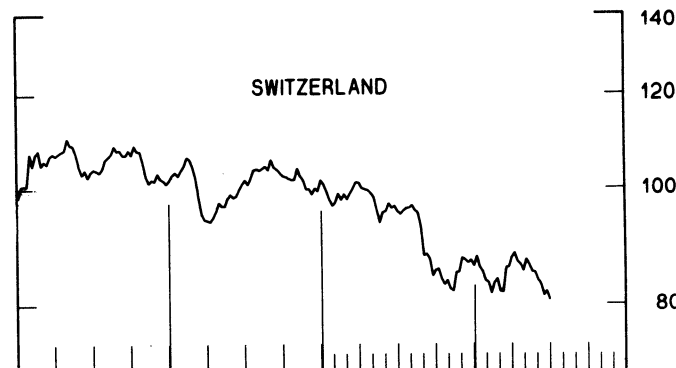
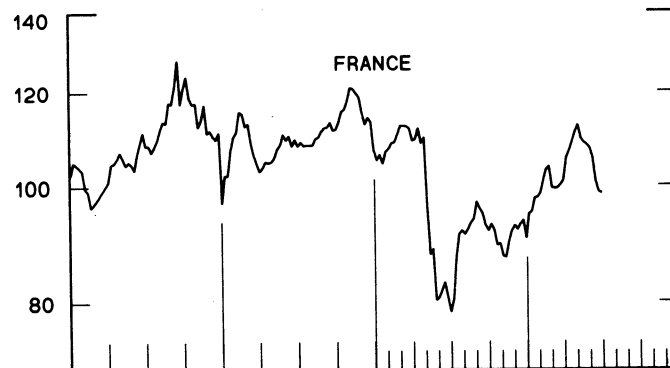
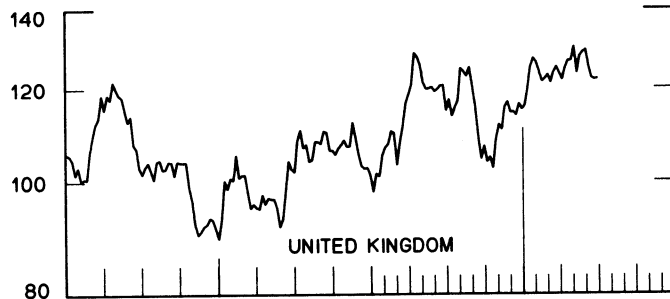
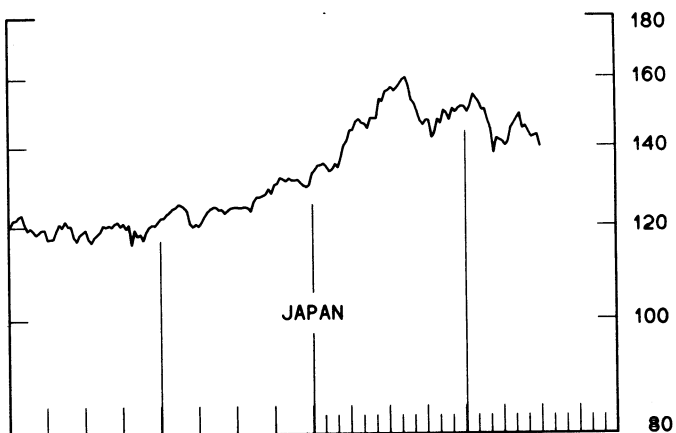


CHART 10
INDUSTRIAL STOCK INDICES
WEEKLY SERIES

RATIO SCALE
1969=100



RATIO SCALE
1969=100



1980

1982

1980

1982

SERIES NAME

LAST VALUE PLOTTED
DATE VALUE

CHART 1. SPOT EXCHANGE RATES AND INDICES

WEEKLY AVERAGES, NOON BUYING RATES (U.S. CENTS)

GERMAN MARK	JULY 28	41.38
JAPANESE YEN	JULY 28	0.39812
DUTCH GUILDER	JULY 28	37.44
U.K. POUND	JULY 28	175.55
CANADIAN DOLLAR	JULY 28	79.40
FRENCH FRANC	JULY 28	14.86
SWISS FRANC	JULY 28	48.99
BELGIAN FRANC	JULY 28	2.16854
ITALIAN LIRA	JULY 28	0.07369

INDICES, MARCH 1973 BASE RATES = 100

GERMAN MARK	JULY 28	116.41
JAPANESE YEN	JULY 28	104.24
DUTCH GUILDER	JULY 28	107.47
U.K. POUND	JULY 28	71.01
CANADIAN DOLLAR	JULY 28	79.14
FRENCH FRANC	JULY 28	66.97
SWISS FRANC	JULY 28	157.61
BELGIAN FRANC	JULY 28	85.45
ITALIAN LIRA	JULY 28	41.86

WEIGHTED AVERAGE EXCHANGE VALUE INDICES, MAR 1973 = 100
(G-10 COUNTRIES PLUS SWITZERLAND)

U.S. DOLLAR	JULY 28	116.67
GERMAN MARK	JULY 28	139.23
JAPANESE YEN	JULY 28	120.48
DUTCH GUILDER	JULY 28	123.44
U.K. POUND	JULY 28	78.34
CANADIAN DOLLAR	JULY 28	88.59
FRENCH FRANC	JULY 28	73.48
SWISS FRANC	JULY 28	181.66
BELGIAN FRANC	JULY 28	96.66
ITALIAN LIRA	JULY 28	44.76
SWEDISH KRONA	JULY 28	82.63

CHART 2. 3-MONTH FORWARD EXCHANGE RATES, PREMIUM OR DISCOUNT

CANADIAN DOLLAR	JULY 28	-2.69
U.K. POUND	JULY 28	1.30
GERMAN MARK	JULY 28	4.30
FRENCH FRANC	JULY 28	-2.72
SWISS FRANC	JULY 28	9.23
DUTCH GUILDER	JULY 28	4.24
JAPANESE YEN	JULY 28	5.95
ITALIAN LIRA	JULY 28	-6.74

SERIES NAME	LAST VALUE PLOTTED	
	DATE	VALUE
CHART 3. GOLD PRICE IN LONDON, AFTERNOON FIXING		
U.S. DOLLARS PER FINE OUNCE	JULY 28	353.35
CHART 4. CALL MONEY RATES		
U.S. FEDERAL FUNDS	JULY 28	11.02
OVERNIGHT EURO-DOLLAR DEPOSITS	JULY 28	11.05
U.K. 2-DAY LOCAL AUTHORITY DEPOSITS	JULY 23	12.63
CANADA	JULY 16	15.86
GERMANY	JULY 23	8.95
EURO-DM	JULY 9	8.46
JAPAN	JULY 23	7.25
FRANCE	JULY 23	15.00
NETHERLANDS	JAN. 1	10.30
EURO-SWISS FRANC	JULY 9	1.92
CHART 5. 3-MONTH INTEREST RATES		
U.S. 90-DAY CD'S, SECONDARY MARKET	JULY 28	12.08
GERMAN INTERBANK LOAN	JULY 28	9.33
JAPANESE BANK LOANS & DISCOUNTS	JULY 28	7.31
CANADIAN FINANCE PAPER	JULY 28	15.61
INTERBANK STERLING	JULY 28	12.01
SWISS INTERBANK LOAN	JULY 28	3.85
WEIGHTED AVERAGE FOREIGN INTEREST RATE (G-10 COUNTRIES PLUS SWITZERLAND)	JULY 28	11.17
CHART 6. EURO-DOLLAR DEPOSIT RATES: LONDON		
OVERNIGHT	JULY 28	11.05
7-DAY	JULY 28	11.45
1-MONTH	JULY 28	12.06
3-MONTH	JULY 28	13.08
6-MONTH	JULY 28	14.00
1-YEAR	JULY 28	13.98
CHART 7. SELECTED EURO-DOLLAR AND U.S. MONEY MARKET RATES		
OVERNIGHT EURO-DOLLAR DEPOSITS	JULY 28	11.05
U.S. FEDERAL FUNDS	JULY 28	11.02
DIFFERENTIAL ADJ. FOR RESERVE REQUIREMENTS	JULY 28	0.03
3-MONTH EURO-DOLLAR DEPOSIT RATE	JULY 28	13.08
U.S. 90-DAY CD'S, SECONDARY MARKET	JULY 28	12.08
DIFFERENTIAL	JULY 28	1.00

SERIES NAME

LAST VALUE PLOTTED
DATE VALUE

CHART 8. INTEREST ARBITRAGE, 3-MONTH FUNDS

EURO-DOLLAR DEPOSIT	JULY 28	13.08
INTERBANK STERLING (LONDON), COVERED	JULY 28	13.35
DIFFERENTIAL	JULY 28	-0.28
U.S. COMMERCIAL PAPER	JULY 28	11.68
CANADIAN FINANCE PAPER, COVERED	JULY 28	12.82
DIFFERENTIAL	JULY 28	-1.14
EURO-DOLLAR DEPOSIT	JULY 28	13.08
INTERBANK DM (FRANKFURT), COVERED	JULY 28	13.73
DIFFERENTIAL	JULY 28	-0.65
EURO-DOLLAR DEPOSIT	JULY 28	13.08
SWISS INTERBANK, COVERED	JULY 28	13.17
DIFFERENTIAL	JULY 28	-0.10

CHART 9. LONG TERM GOVERNMENT BOND YIELDS

UNITED STATES	JULY 23	13.58
GERMANY	JULY 23	9.13
JAPAN (MONTHLY)	JUNE	8.53
SWITZERLAND	JUNE 11	5.00
CANADA	JULY 16	16.09
FRANCE	JUNE 11	16.09
NETHERLANDS	JAN. 1	11.12
UNITED KINGDOM	JULY 9	12.29

U.S. CORPORATE

AAA BONDS	JUNE	14.81
EURO-DOLLAR BONDS	MAY	13.02

CHART 10. STOCK INDICES

UNITED STATES	JULY 7	110.84
UNITED KINGDOM	JULY 7	122.06
CANADA	JULY 7	133.92
GERMANY	JULY 7	96.24
SWITZERLAND	JULY 7	80.73
NETHERLANDS	JULY 7	79.63
FRANCE	JULY 7	98.61
JAPAN	JULY 7	139.66

FEDERAL RESERVE statistical release



H. 10 (512)

FOREIGN EXCHANGE RATES

JULY 30, 1982

FOR THE WEEK ENDING

JULY 30, 1982

The Board of Governors of the Federal Reserve System is advised that the Federal Reserve Bank of New York has certified for customs purposes the following noon buying rate in New York City for cable transfers payable in foreign currencies:

COUNTRY	MONETARY UNIT	(CURRENCY UNITS PER DOLLAR)				
		JULY 26	JULY 27	JULY 28	JULY 29	JULY 30
ARGENTINA	PESO	20100.00	20100.00	20100.00	20100.00	20100.00
*AUSTRALIA	DOLLAR	100.80	100.44	100.10	99.70	98.90
AUSTRIA	SCHILLING	16.940	17.110	17.180	17.300	17.270
BELGIUM	FRANC	45.950	46.370	46.800	47.060	47.020
BRAZIL	CRUZEIRO	179.46	182.71	182.71	182.71	182.71
CANADA	DOLLAR	1.2636	1.2623	1.2601	1.2617	1.2556
CHILE	PESO	47.050	47.050	47.050	47.050	47.050
CHINA, P.R.	YUAN	1.8857	1.9026	1.9026	1.9312	1.9312
COLOMBIA	PESO	64.320	64.320	64.320	64.320	64.500
DENMARK	KRONE	8.3725	8.4300	8.5150	8.5425	8.5700
FINLAND	MARKKA	4.6600	4.6850	4.7000	4.7275	4.7270
FRANCE	FRANC	6.7010	6.7650	6.8150	6.8350	6.8550
GERMANY	D. MARK	2.4090	2.4275	2.4500	2.4600	2.4660
GREECE	DRACHMA	68.050	68.750	69.050	69.500	69.400
HONG KONG	DOLLAR	5.9110	5.9350	5.9300	5.9360	5.9405
INDIA	RUPEE	9.4800	9.5200	9.5400	9.5600	9.5600
INDONESIA	RUPIAH	660.50	660.50	660.50	660.50	660.50
IRAN	RIAL	NA	NA	NA	NA	NA
*IRELAND	POUND	142.50	141.50	140.00	139.50	139.30
ISRAEL	SHEKEL	25.390	25.390	25.800	25.800	25.880
ITALY	LIRA	1351.00	1359.00	1372.00	1379.00	1384.00
JAPAN	YEN	250.95	252.30	254.80	256.60	258.10
MALAYSIA	DOLLAR	2.3300	2.3495	2.3510	2.3500	2.3530
MEXICO	PESO	48.8100	48.8500	48.9000	48.9400	49.0800
NETHERLANDS	GUILDER	2.6650	2.6860	2.7100	2.7210	2.7270
*NEW ZEALAND	DOLLAR	74.410	74.300	74.180	73.800	73.000
NORWAY	KRONE	6.2575	6.3500	6.4300	6.4350	6.4700
PERU	SOL	705.50	705.50	705.50	705.50	715.50
PHILIPPINES	PESO	8.4800	8.4800	8.4800	8.4800	8.5050
PORTUGAL	ESCUDO	83.100	83.650	84.100	84.950	85.050
SINGAPORE	DOLLAR	2.1200	2.1435	2.1420	2.1395	2.1470
*SOUTH AFRICA	RAND	88.13	88.00	87.50	87.15	87.15
SOUTH KOREA	WON	743.00	743.00	743.00	743.00	743.80
SPAIN	PESETA	109.650	110.620	111.050	111.970	112.050
SRI LANKA	RUPEE	20.900	20.900	20.900	20.900	20.950
SWEDEN	KRONA	6.0225	6.0500	6.1000	6.0900	6.1100
SWITZERLAND	FRANC	2.0285	2.0485	2.0740	2.0955	2.1000
THAILAND	BAHT	23.000	23.000	23.000	23.000	23.000
*UNITED KINGDOM	POUND	176.40	175.62	174.35	173.80	173.80
VENEZUELA	BOLIVAR	4.2965	4.2965	4.2965	4.2965	4.2965

* VALUE IN U.S. CENTS